

PRIMARY / PRELIMINARY

SALE!!! BOOKBINDING SALE!!!

Birth *MARRIAGE* *Boys -*

Dear Valued Customer:

Ongoing from April through June 2016, the A.M. Sulkin Company will help you save money. Our staff will make permanent, hardcover bindings for your DEED and COMMITMENT BOOKS and/or BIRTH, DEATH, MARRIAGE BOOKS. For every book bound at our regular price, you will get a second book bound for half price.

A.M. Sulkin Company continues to offer the lowest prices for forms with no minimum order. Free shipping applies ONLY to form orders over \$200.00


After packing your materials and instructions in as few cartons as possible, please email us with the weight of each carton.

TELEPHONE 617-242-5959 FAX 617-242-3764 rdecristoforo@hfgroup.com

A.M. SULKIN COMPANY
80 Cambridge Street, Charlestown, MA 02129

ROBERT DECRISTOFORD





AT THE PRELIMINARY ELECTION, HELD THEREIN, OCTOBER 2, 1979

Three		Ward Four				Ward Five				Ward Six				Ward Seven					Total						
4	5	1	2	3	4	5	6	1	2	3	4	5	6	1	2	3	4	5	1	2	3	4	5	Total	
467	389	502	490	484	587	609	601	491	573	478	532	426	512	625	585	535	542	413	513	431	507	734	555	17,985	
72	51	103	74	81	114	96	92	58	47	52	74	65	66	80	75	59	49	62	70	72	69	157	88	2,966	
180	156	137	102	169	181	162	184	123	191	102	120	106	119	160	112	102	91	82	150	105	141	206	167	5,454	
112	90	159	204	130	156	204	194	117	96	79	178	93	95	265	279	284	328	209	148	183	192	250	159	5,493	
97	91	93	104	100	126	137	116	186	229	239	158	156	226	114	112	85	70	53	135	65	99	111	135	3,831	
1	1	5	3	0	6	2	8	2	4	2	1	4	1	4	5	1	2	4	5	1	0	1	1	85	
5	0	5	3	4	4	8	7	5	6	4	1	2	5	2	2	4	2	3	5	5	6	9	5	156	
																								844	
																									280
																									1,061
																									35
61	54																								298
305	238																								1,513
80	78																								462
21	19																								116
		198	136	173	179	253	219																		1,158
		109	163	113	134	157	184																		860
		180	181	181	258	190	189																		1,179
		15	10	17	16	9	9																		76
								81	36	58	47	62	167												451
								130	49	48	247	121	66												661
								47	111	63	28	50	62												361
								49	109	85	36	42	63												384
								166	237	200	159	129	130												1,021
								18	31	24	15	22	24												134
														40	21	12	18	15							106
														324	326	270	236	224							1,380
														200	162	118	213	89							782
														42	54	113	54	66							329
														19	22	22	21	19							103

AT THE PRELIMINARY ELECTION, HELD THEREIN, OCTOBER 2, 1979

Three		Ward Four						Ward Five						Ward Six					Ward Seven					Total	
4	5	1	2	3	4	5	6	1	2	3	4	5	6	1	2	3	4	5	1	2	3	4	5	Total	
467	389	502	490	484	587	609	601	491	573	478	532	426	512	625	585	535	542	413	513	431	507	734	555	17,985	
																								636	
																								698	
																								535	
																								298	
																								53	
228	222																							1,159	
54	61																							339	
156	87																							773	
29	19																							118	
		307	377	211	277	414	435																	2,021	
		79	66	173	106	104	89																	617	
		91	28	91	166	62	62																	500	
		25	19	9	38	29	15																	135	
								329	114	125	170	258	138											1,134	
								35	50	62	223	59	62											491	
								43	124	146	75	38	146											572	
								66	244	119	45	55	140											669	
								18	41	26	19	16	26											146	
														114	150	126	83	114							587
														190				69							608
														192	99	82	168	70							611
														186											590
														184	91	96	135	82							588
														83	123	88	55	92							441
														23	73										444
														24	72	100	69	36							301
														29	49	43		20							173
														28	48	42	32	19							169
																			182	193	212	310	283	1,180	
																			166	90	80	149	70	555	
																			134	130	184	247	178	873	
																			31	18	31	28	24	132	

RECORD OF VOTES CAST IN THE VARIOUS PRECINCTS OF THE CITY OF SOMERVILLE

	Ward One					Ward Two						Ward		
	1	2	3	4	5	1	2	3	4	5	6	1	2	3
<u>TOTAL NUMBER OF VOTES CAST</u>	421	400	446	489	464	124	370	204	349	380	224	597	451	485
<u>FOR ASSESSORS (NO CONTEST)</u>														
<u>FOR ASSESSORS (TO FILL VACANCY)</u>														
Walter W. Whitney, Jr., 15A Brastow Avenue	59	47	57	49	64	23	92	55	68	105	50	164	102	107
Frank J. Mirabelli, 246 Powder House Blvd.	55	66	51	40	94	32	50	29	47	53	29	94	53	74
Dennis J. Mahoney, Jr., 67 Gilman Street	144	148	209	207	142	27	72	35	94	71	54	126	99	104
Edward F. Bingel, 58 Meacham Road	30	36	23	29	48	7	36	17	29	25	29	36	63	48
James L. Capiello, 13 Wesley Street	80	73	75	126	68	26	60	39	57	65	41	93	76	81
Blanks	53	30	31	38	48	9	60	29	54	61	21	84	58	71

AT THE PRELIMINARY ELECTION, HELD THEREIN, OCTOBER 2, 1979

		Three					Ward Four					Ward Five					Ward Six					Ward Seven					Total
4	5	1	2	3	4	5	6	1	2	3	4	5	6	1	2	3	4	5	1	2	3	4	5	Total			
467	389	502	490	484	587	609	601	491	573	478	532	426	512	625	585	535	542	413	513	431	507	734	555	17,985			
133	94	79	62	101	114	117	139	102	216	95	97	61	128	135	123	114	99	90	101	92	91	162	93	3,680			
74	70	82	114	86	82	139	152	90	77	93	94	100	60	143	94	73	149	73	132	81	192	171	159	3,347			
95	97	155	104	120	155	115	106	116	77	74	101	66	67	96	99	73	96	62	74	62	74	158	99	3,873			
40	41	32	33	38	93	57	54	41	67	66	115	66	89	80	120	134	82	80	66	77	40	61	78	2,106			
65	47	99	120	82	84	89	102	107	65	95	83	88	137	80	62	58	42	45	87	71	58	113	81	2,920			
60	40	55	57	57	59	92	48	35	71	55	42	45	31	91	87	83	74	63	53	48	52	69	45	2,059			

A TRUE COPY ATTEST:

Mary E. Jones

CHAIRMAN

RECORD OF ABSENT VOTERS

Tabulated from Tally Sheets of the Preliminary Election, held therein, October 2, 1979

		REGISTERED VOTERS							
Ward	Pct.	Ballots Mailed	Ballots Cast	Not Ret.	Defective	Returned too late		Voted in Person	
1	1	2	2						
1	2								
1	3	2	2					1	
1	4	1	1					1	
1	5	4	3	1					
2	1	1	1						
2	2	3	3						
2	3								
2	4	1						1	
2	5	2	2						
2	6	1	1						
3	1	6	3		1	2		1	
3	2	18	17			1		2	
3	3	13	2	4	1	6			
3	4	6	4			2		2	
3	5	54	50	3	1				
4	1	3	2			1		1	
4	2	10	5	4	1			3	
4	3	20	4		15	1		1	
4	4	1	1					3	
4	5	12	4	4	4				
4	6	5	3			2			
5	1	8	7			1		1	
5	2	7	3	2		2			
5	3	9	5	3		1		2	
5	4	3	3						
5	5	6	5			1		2	
5	6	2	1			1		4	
6	1	2	1	1				3	
6	2	1	1					3	
6	3	11	8	2		1		3	
6	4	5		3		2		1	
6	5	8	5			3		2	
7	1	6	3	3					
7	2	2		2					
7	3	3	2		1				
7	4	16	9	2	3	2			
7	5	4	3	1					
		258	166	35	27	30		37	

209

RECORD OF ABSENT VOTERS

Tabulated from Tally Sheets of the Preliminary Election, held therein, October 2, 1979

<u>NON REGISTERED VOTERS</u>											
Ballots Mailed	Ballots Cast										
		Not Ret.			Defect- ive			Returned too late			
2					1			1			
2					1			1			

RECORD OF VOTES CAST IN THE VARIOUS PRECINCTS OF THE CITY OF SOMERVILLE

DEMOCRATIC

	Ward One					Ward Two						Ward		
	1	2	3	4	5	1	2	3	4	5	6	1	2	3
<u>Total Number of Votes Cast</u>	418	357	392	430	385	189	421	204	452	430	334	546	405	450
<u>WARD COMMITTEE - WARD ONE - GROUP TWO CONT'D</u>														
Ruth O'Neil 6 Everett Ave., Somerville	129	60	81	85	71									
Josephine Moloney 22 Flint St., Somerville	117	62	87	80	71									
Norma Mattos 168 Pearl St., Somerville	123	58	92	67	76									
Dorothy Iannino 51 Pinckney St., Somerville	110	57	98	64	77									
Mary L. Connor 77 Pennsylvania Ave., Som.	124	56	75	77	70									
Dolores LaPiana 89 Pennsylvania Ave., Som.	111	56	82	74	69									
Celia DeAngelis 17 Connecticut Ave., Som.	129	47	77	68	70									
Joseph C. LaPiana 89 Pennsylvania Ave., Som.	114	47	83	67	69									
All Others	130	54	72	76	93									
	116	55	78	71	94									
	128	66	80	73	104									
	115	67	85	71	103									
	124	54	73	69	100									
	112	54	79	67	99									
	124	64	77	78	103									
	111	65	84	72	102									
		1		1										
		1		1										
	5333	5320	5524	6213	5544									
Blanks		5549		7428										
	5853		5287		5566									
<u>WARD COMMITTEE - WARD TWO</u>														
Francis P. Bakey 64 Marion St., Somerville						114	211	132	274	243	221			
Claire A. McMahon 15 Harold St., Som.						55	96	78	160	153	110			
James W. Stace 23 Adrian St., Somerville						51	109	67	142	133	112			
Thomas L. Pinn 45 Parkdale St., Somerville						54	101	86	192	131	101			
Eileen J. Bakey 64 Marion St., Somerville						8	14	2	16	2	4			
John Cangiamila 332 Beacon St., Somerville						8	13	2	8	5	4			
Margaret P. Doherty 123 Beacon St., Som.						5	14	1	10	2	5			
Virginia A. Fonseca 9 Dimick St., Som.						5	15	1	18	2	6			
Richard E. Gately, Jr. 14 Houghton St., Som.						6	12	2	10	0	7			
William J. Joyce 16 Parker St., Som.						15	23	3	15	3	5			
Caroline B. Kennedy 6 Ivaloo St., Som.						1	18	0	8	3	2			
Roy J. McDonald 53 Bow St., Somerville						8	15	5	11	4	4			
Edward B. McGrath 13 Hammond St., Som.						6	13	2	8	1	5			
James P. McMahon 15 Harold St., Som.						7	20	1	11	2	4			
Lawrence J. Murphy 27 Parkdale St., Som.						5	18	2	22	2	7			
Mary J. Noone 22 Holyoke Rd., Som.						6	18	6	14	37	11			
Anne M. Joyce 16 Parker St., Som.						5	10	0	6	3	1			
James H. Welch, Jr. 30 Rossmore St., Som						17	13	1	9	4	4			
Lawrence Wheeler 34 Calvin St., Som.						6	14	2	9	2	7			
Samie Lake, Jr. 30 Summer St., Somerville						6	13	5	17	2	5			
Alice L. McDonnell 316 Beacon St., Som.						0	6	0	0	3	1			
John Viera 20 Bolton St., Somerville						0	5	0	4	0	5			
Thomas P. Guthrie 31 Harold St., Som.						0	7	0	0	0	0			

cont'd next page -

704

RECORD OF VOTES CAST IN THE VARIOUS PRECINCTS OF THE CITY OF SOMERVILLE

DEMOCRATIC

	Ward One					Ward Two						Ward		
	1	2	3	4	5	1	2	3	4	5	6	1	2	3
<u>Total Number of Votes Cast</u>	418	357	392	430	385	189	421	204	452	430	334	546	405	450
<u>WARD COMMITTEE - WARD TWO CONT'D</u>														
Kenneth Joyce 16 Parker St., Somerville						0	7	0	0	0	0			
Brian A. McCarthy 39 Adrian St., Som.						0	5	0	0	0	0			
All Others						11	17	12	20	15	8			
Blanks						6216	13928	6730	14836	11051	14298			
<u>WARD COMMITTEE - WARD THREE - GROUP ONE</u>														
Michael McKenzie 78 Oxford St., Somerville												118	105	125
Thomas F. Taylor 30 Vinal Ave., Somerville												117	132	115
Paul M. Kelley 3 Westwood Rd., Somerville												79	65	120
Susan Kaup Kelley 3 Westwood Rd., Som.												67	60	101
Thomas Grillo 12 Pleasant Ave., Som.												80	71	101
Pauline Dwyer 51 Berkeley St., Som.												63	65	87
Joseph Pignatiello 40 Laurel St., Som.												98	61	116
Jean M. Luce 82 Monroe St., Som.												72	60	72
Herbert Harold Fuller 54 Preston Rd., Som.												55	54	84
Martha MacLeish Fuller 54 Preston Rd., Som.												61	59	81
James D. Wixson 33 Preston Rd., Som.												43	47	84
Lois J. Bellini 41 Gibbens St., Som.												74	62	91
Laurinda Bedingfield 102 Highland Ave., Som.												53	58	72
William Wood 157r Summer St., Som.												51	46	76
Ruth A. Kaup 58 Central St., Som.												52	54	82
Roberta Bauer 58 Berkeley St., Som.												47	52	83
Richard M. W. Bauer 58 Berkeley St., Som.												47	46	79
Agnes W. Benichasa 46 Oxford St., Som.												63	56	83
Tracy Barnes 43 Munroe St., Som.												66	59	68
Janine E. Pay 43 Munroe St., Som.												71	57	68
Agnes M. Tiberi 2 Cypress St., Som.												67	59	76
Elizabeth M. Grunko 51 Berkeley St., Som.												56	54	91
Michael R. Grunko 51 Berkeley St., Som.												51	51	87

RECORD OF VOTES CAST IN THE VARIOUS PRECINCTS OF THE CITY OF SOMERVILLE

REPUBLICAN

	Ward One					Ward Two						Ward		
	1	2	3	4	5	1	2	3	4	5	6	1	2	3
<u>Total Number of Votes Cast</u>	32	25	25	46	30	12	58	28	58	73	29	63	54	104
<u>WARD COMMITTEE - WARD FIVE</u>														
Evelyn McKenna 19 Rogers Ave., Som.														
Gail McKenna 19 Rogers Ave., Som.														
James F. McKenna 19 Rogers Ave., Som.														
Evelyn G. McKenna 19 Rogers Ave., Som.														
Irene C. McKenna 19 Rogers Ave., Som.														
Theresa Squillaciotti 99 Pearson Ave., Som.														
Louise S. Scott 99 Pearson Ave., Som.														
George S. Grigg 99 Pearson Ave., Som.														
Helen M. Grigg 99 Pearson Ave., Som.														
Adeline Mussman 110 Highland Rd., Som.														
Mary Aiello 110 Highland Rd., Som.														
Alma Aiello 114 Highland Rd., Som.														
Edmund Aiello 114 Highland Rd., Som.														
M. Blanche Gillingham 87 Morrison Ave., Som.														
John N. Whitcomb 44 Cedar St., Som.														
Willard O. Garber 34 Aberdeen Road, Som.														
Paul A. Nelson 27 Aberdeen Rd., Som.														
Frank Tavolarella 259 Highland Ave., Som.														
Richard S. Kinnon 75 Prichard Ave., Som.														
Rita Harris 13 Prichard Ave., Som.														
Leonard A. Scott 99 Pearson Ave., Som.														
Blanks														
<u>WARD COMMITTEE - WARD SEVEN</u>														
Joseph Dischino 100 West Quincy St., Som.														
Kenneth P. Palmer 31 Woods Ave., Som.														
Louise Palmer 31 Woods Ave., Som.														
Christine D. Leavitt 98 West Quincy St., Som.														
Marion A. Dischino 100 West Quincy St., Som.														
Blanks														

AT THE PRESIDENTIAL PRIMARY HELD THEREIN, MARCH 4, 1980

REPUBLICAN

Three		Ward Four						Ward Five						Ward Six					Ward Seven					Totals
4	5	1	2	3	4	5	6	1	2	3	4	5	6	1	2	3	4	5	1	2	3	4	5	
55	52	72	25	98	76	54	47	52	60	68	66	45	58	95	127	103	119	94	95	77	116	145	83	2519
								22	28	23	35	17	21											146
								23	27	21	35	18	18											142
								22	27	25	35	20	21											150
								23	27	19	34	19	18											140
								22	25	20	36	18	18											139
								21	26	20	27	18	19											131
								23	32	25	41	17	24											162
								27	25	21	28	16	20											137
								21	24	21	28	16	20											130
								21	25	22	28	16	19											131
								21	26	22	29	16	19											133
								21	25	20	28	15	19											128
								21	23	19	29	16	18											126
								21	27	23	26	17	22											136
								22	26	22	27	19	24											140
								21	26	22	25	15	20											129
								21	27	26	28	16	20											138
								22	26	20	27	17	22											134
								21	24	22	31	16	21											135
								21	26	23	30	16	22											138
								24	34	27	40	20	27											172
								1359	1544	1917	1663	1117	1598											9198
																			37	31	43	44	30	185
																			49	38	48	68	38	241
																			41	34	43	60	30	208
																			35	34	42	54	36	201
																			32	31	35	49	31	178
																			3131	2527	3849	4800	2740	17047

RECORD OF ABSENT VOTERS

TABULATED FROM TALLY SHEETS OF THE PRELIMINARY ELECTION, HELD THEREIN, MARCH 4, 1980

		REGISTERED VOTERS									
Ward	Pct.	Ballots Mailed		Ballots Cast		Not Ret.	Defective	Returned too late	Voted in person		
		Dem	Rep	Dem	Rep				Dem	Rep	
1	1	1		1						1	
1	2	1		1						2	
1	3										
1	4	2		2							
1	5	2		2							
2	1									1	
2	2	2	1	2		1				1	
2	3	1	1	1	1						
2	4	2		2						1	
2	5	5		3			1	1			
2	6	4		2		2					
3	1	1		1						1	
3	2	17		11		2	4				
3	3	2	1	2	1					2 2	
3	4	8	1	5		1		3			
3	5	44	4	37	5		2	4			
4	1	2	1	2	1						
4	2		1		1					1	
4	3	15	2	14		1	2			1	
4	4	3	1	2		1		1		4	
4	5									1	
4	6	1		1							
5	1	2		2						3	
5	2									3	
5	3	3		2		1					
5	4		1		1						
5	5	1		1						1	
5	6	1		1						2	
6	1	1	2		2		1			4 2	
6	2	3		3						2	
6	3	1	1		1	1					
6	4	3			1	1		1		3 4	
6	5	4	1	4	1						
7	1	1	4	1	4					1 1	
7	2	1					1			1 4	
7	3	7	9	4	6	6				10 8	
7	4	4	1	3	1		1			2	
7	5	6		4		2				3 2	
Totals		151	32	116	26	19	12	10		47	27

RECORD OF ABSENT VOTERS

Tabulated from Tally Sheets of the Preliminary Election, held therein, March 4, 1980

NON REGISTERED VOTERS

Ballots Mailed		Ballots Cast		Not ret.	Defect-ive	Returned too late
Dem	Rep	Dem	Rep			
1						1
2				1		1
1				1		
1	1	1	1			
5	1	1	1	2		2

RECORD OF VOTES CAST IN THE VARIOUS PRECINCTS OF THE CITY OF SOMERVILLE

DEMOCRATIC	Ward One					Ward Two					Ward			
	1	2	3	4	5	1	2	3	4	5	6	1	2	3
<u>TOTAL NUMBER OF VOTES CAST</u>	237	211	229	236	273	146	309	173	288	357	238	359	236	323
<u>CONGRESSMAN - EIGHTH DISTRICT</u>														
Thomas P. O'Neill, Jr. 26 Russell St., Camb.	190	160	191	198	219	99	245	135	231	210	201	300	193	252
BLANKS	47	51	38	38	54	47	64	38	57	47	37	59	43	71
<u>COUNCILLOR - SIXTH DISTRICT</u>														
Joseph A. Langone III, 190 North St., Boston	175	157	152	196	186	97	192	109	180	171	141	251	146	202
BLANKS	62	54	77	40	87	49	117	64	108	86	97	108	90	121
<u>SENATOR - SECOND MIDDLESEX DISTRICT</u>														
Denis L. McKenna, 16 Prospect Hill Ave., Som.	168	147	161	185	184	93	224	126	217	184	164	300	177	231
BLANKS	72	64	68	51	89	53	85	47	71	73	74	59	59	92
<u>REPRESENTATIVE IN GENERAL COURT - Twenty Ninth Mdsx. District</u>														
Michael J. Lombardi, 114 Fifth St., Cambridge						64	206	98	151			125		
Peter A. Vellucci, 223 Hurley St., Cambridge						76	94	72	128			176		
BLANKS						6	9	3	9			105		
												55		
<u>REPRESENTATIVE IN GENERAL COURT - Thirtieth Mdsx. District</u>														
Vincent J. Piro, 183 Central St., Somerville														
BLANKS														
<u>REPRESENTATIVE IN GENERAL COURT - Thirty First Mdsx. District</u>														
Marie E. Howe, 19 Pembroke St., Somerville	180	168	184	207	195					196		270	168	223
BLANKS	57	43	45	29	78					61		89	68	100
<u>COUNTY COMMISSIONER - MIDDLESEX COUNTY</u>														
Michael E. McLaughlin, 61 Rivercliff Rd, Lowell	143	138	151	174	164	67	181	99	167	167	170	227	140	176
S. Lester Ralph, 73 Wheatland St., Somerville	98	72	98	86	116	52	119	61	104	79	77	116	95	144
Thomas J. Larkin, 246 Carlisle Rd., Bedford	83	89	103	92	92	38	132	78	136	128	97	128	105	142
BLANKS	150	123	106	120	174	135	186	108	169	140	132	247	132	184
<u>SHERIFF - MIDDLESEX COUNTY</u>														
James A. Breslin, 112R Inman St., Cambridge	18	13	5	13	15	6	58	19	48	24	72	25	19	16
Charles Leo Buckley, 298A Highland Ave., Som.	35	37	45	42	34	39	58	36	53	62	32	91	44	42
Joseph Michael Caterina, 18 Holmes St., Camb.	4	3	3	5	2	2	5	7	6	5	2	5	5	7
Vincent Paul Ciampa, 140 Highland Ave., Som.	132	121	133	130	163	74	127	69	109	101	67	168	92	177
Thomas A. Corkery, 6 Middlesex Ave., Reading	2	5	3	1	7	1	4	2	6	1	5	5	5	4
Edward F. Henneberry, Jr. 1326 Old Worcester Rd Framingham	17	6	10	12	19	4	17	12	23	14	20	23	26	30
Michael A. McLaughlin, 58 Orvis Rd., Arlington	17	17	20	22	23	5	21	14	21	29	24	34	31	33
Vincent F. Zabbo, 1118 Lawrence St., Lowell	4	2	3	1	1	2	1	0	2	1	5	2	2	0
BLANKS	8	7	7	10	9	13	18	14	20	20	11	6	12	14

at the State Primary held therein, September 16, 1980

		Three					Ward Four					Ward Five					Ward Six					Ward Seven									
		4	5	1	2	3	4	5	6	1	2	3	4	5	6	1	2	3	4	5	1	2	3	4	5	1	2	3	4	5	
		271	279	267	213	220	301	232	284	273	279	239	245	231	277	239	287	214	241	174	171	210	217	395	248						9522
		217	227	203	165	165	240	184	242	214	214	194	193	189	213	189	225	174	134	128	126	177	157	321	199						7514
		54	52	64	48	55	61	48	42	59	65	45	52	42	64	50	62	40	107	46	45	33	60	74	49						2008
		187	174	188	142	152	206	162	205	189	177	168	164	151	180	161	172	134	109	102	118	138	128	268	169						6299
		84	105	79	71	68	95	70	79	84	102	71	81	80	97	78	115	80	132	72	53	72	89	127	79						3223
		206	201	186	144	159	215	165	218	204	190	178	174	160	197	174	188	145	124	100	123	150	132	290	168						6749
		65	78	81	69	61	86	67	66	69	89	61	71	71	80	65	99	69	117	74	48	60	85	105	80						2773
																															645
																															695
																															475
																															425
																															34
						165	159		171	222	229		186	176		182		149	139	108	121	157	156	282	189					2791	
					48	61		61	62	44		59	55		57		65	102	66	50	53	61	113	59					1016		
		187	186	191			238					182	189			192		198												3374	
		74	83	76			63					97	50			85		89												1187	
		175	146	152	111	126	186	135	164	167	168	153	146	150	165	137	174	120	128	105	109	116	119	241	153					5710	
		105	121	118	118	85	122	97	120	99	113	103	106	104	105	85	128	90	98	65	61	101	79	165	111						3816
		94	132	116	68	112	138	86	105	122	109	110	117	72	136	109	132	89	121	78	91	104	88	164	91						4027
		168	159	148	129	117	156	146	179	158	168	112	121	136	148	147	140	129	135	100	81	99	148	220	141						5491
		25	34	26	15	35	20	53	14	22	27	15	18	16	15	34	21	31	9	19	16	15	22	34	14					901	
		44	79	40	23	44	48	34	51	40	47	48	41	52	52	40	51	20	39	35	33	25	30	77	30					1673	
		10	3	5	3	6	5	5	4	5	4	2	7	5	7	7	14	8	10	7	6	2	8	14	7					215	
		148	112	141	106	98	159	100	145	167	129	115	123	108	127	111	116	101	101	60	78	104	98	169	140					4519	
		4	6	4	3	1	8	0	7	6	0	5	5	3	5	3	6	5	5	11	0	8	4	6	6					162	
		16	21	26	25	12	26	14	31	11	24	24	21	15	33	14	34	25	45	22	13	22	25	28	13					773	
		14	15	16	15	13	24	17	19	11	27	11	24	23	28	22	21	19	26	13	19	28	21	43	30					810	
		3	4	0	5	1	3	3	2	2	2	5	2	2	1	4	3	2	2	1	3	0	3	2	3					84	
		7	5	9	18	10	8	6	11	9	19	14	4	7	9	4	21	3	4	6	3	6	6	22	5					385	

RECORD OF VOTES CAST IN THE VARIOUS PRECINCTS OF THE CITY OF SOMERVILLE

REPUBLICAN	Ward One					Ward Two						Ward		
	1	2	3	4	5	1	2	3	4	5	6	1	2	3
<u>TOTAL NUMBER OF VOTES CAST</u>	10	10	6	8	6	3	19	5	7	14	12	16	7	40
<u>CONGRESSMAN - EIGHTH DISTRICT</u>														
William A. Barnstead, 311 Appleton St., Arl.	7	8	5	7	5	2	19	3	6	13	9	14	7	34
BLANKS	3	2	1	1	1	1	0	2	1	1	3	2	0	6
<u>REPRESENTATIVE IN GENERAL COURT - Twenty Ninth Mdsx. District</u>														
Antonio Lafuente, 472 Windsor St., Cambridge							1	16	3	5		8		
BLANKS							2	3	2	2		4		
<u>REPRESENTATIVE IN GENERAL COURT - Thirtieth Mdsx. District</u>														
Kenneth O. Jones, 105 Woods Ave., Somerville														
BLANKS														
<u>SHERIFF - MIDDLESEX COUNTY</u>														
Philip T. Razook, 1640 Worcester Rd., Framingham	9	8	5	8	4	2	18	3	6	12	9	13	7	29
BLANKS	1	2	1	0	2	1	1	2	1	2	3	3	0	11

at the State Primary held therein, September 16, 1980

	Three				Ward Four				Ward Five				Ward Six				Ward Seven								
	4	5	1	2	3	4	5	6	1	2	3	4	5	6	1	2	3	4	5	1	2	3	4	5	
	7	12	14	4	21	26	15	2	10	16	16	25	10	13	20	20	31	14	20	17	24	18	41	18	577
	7	9	13	4	18	19	12	2	9	12	13	20	7	10	18	17	25	12	19	14	18	17	38	12	484
	0	3	1	0	3	7	3	0	1	4	3	5	3	3	2	3	6	2	1	3	6	1	3	6	93
																									33
																									13
					3	14	12	2	8			19	7		16		27	12	17	14	19	18	35	12	235
					1	7	3	0	2			6	3		4		4	2	3	3	5	0	6	6	55
	6	6	11	3	15	14	10	2	6	15	11	19	6	8	13	15	24	11	16	12	16	17	31	10	430
	1	6	3	1	6	12	5	0	4	1	5	6	4	5	7	5	7	3	4	5	8	1	10	8	147

A TRUE COPY ATTEST:

James J. O'Connor
 CHAIRMAN

RECORD OF ABSENT VOTERS

Tabulated from Tally Sheets of the State Primary Election, held therein Sept., 16, 1980

Ward	Pct.	REGISTERED VOTERS				Not Ret.	Defective	Returned too late	Voted in person	
		Ballots Mailed		Ballots Cast					Dem	Rep
		Dem	Rep	Dem	Rep					
1	1									
1	2									
1	3							1		
1	4	1		1						
1	5	1					1		2	
2	1									
2	2	4		2	1		1		2	
2	3	2		2						
2	4	2		2						
2	5	1		1						
2	6	2		2						
3	1	5		2	1		2		2	
3	2									
3	3	9		4	4		1		1	
3	4	2		1	1				4	
3	5	43	1	39	4					
4	1	1		1						
4	2									
4	3	3		1	1		1			
4	4									
4	5	1			1					
4	6	1		1					1	
5	1	3		2	1					
5	2	1			1				2	
5	3	3		3					3	
5	4									
5	5	3		2	1					
5	6									
6	1								1	
6	2	1			1					
6	3		1						1	
6	4	1		1						
6	5	7		4	3				1	
7	1	1					1			
7	2	1	1		1				2	
7	3									
7	4	9		6	1		1			
7	5									
Totals		108	3	77	3	22	7	2	22	0

Tot

PRELIMINARY ELECTION SECTION

WARD ONE

WARD TWO

WARD THREE

WARD FOUR

TOTAL VOTES CAST	WARD ONE						WARD TWO						WARD THREE						WARD FOUR						
	1	2	3	4	5	TOTAL	1	2	3	4	5	6	TOTAL	1	2	3	4	5	TOTAL	1	2	3	4	TOTAL	
MAYOR																									
MICHAEL E. CAPUANO ^{172 CENTRAL}	117	94	91	96	82	480	75	103	55	78	127	70	508	168	100	139	134	116	657	105	77	105	110	115	512
KEVIN J. PALMER ^{67 LIBERTY AVENUE}	31	49	41	49	49	219	10	25	27	51	37	34	234	55	40	31	36	25	187	69	59	110	68	206	
EUGENE S. BRUNE ^{79 WALLACE}	238	149	170	162	208	927	59	177	91	169	168	125	789	248	179	255	176	210	1068	182	183	182	204	651	
<i>Sal Albano</i>																									
BLANKS	3	8	3	6	8	28	5	7	6	6	11	7	42	7	10	7	6	7	37	2	3	3	4	12	
ALDERMAN AT-LARGE																									
VINCENT PAUL CIAMPA ^{64 OSSING RD.}	198	173	180	179	204	934	65	173	89	136	156	125	744	250	169	237	162	175	993	197	168	226	248	299	
ALBERT JOSEPH ONESSIMO ^{30 MAIN}	42	29	23	37	40	171	21	24	12	18	34	14	123	24	20	30	14	32	120	52	41	46	44	183	
JOHN L. MCKENNA ^{43 FRANCISCA AVENUE}	200	136	111	142	134	723	55	156	85	126	134	112	668	199	161	186	146	170	862	168	115	168	202	196	
PAUL F. DUMAS ^{82 GORDAN}	45	31	41	50	37	206	15	62	26	34	55	32	224	78	41	66	43	60	288	49	49	53	60	211	
PETER G. PIRO ^{3P GLENHURST RD.}	121	100	132	131	133	617	38	125	66	94	110	87	520	169	105	134	107	109	624	179	144	213	165	299	
SALVATORE (SAL) ALBANO ^{R. 51 MC FERRIS}	224	159	168	149	185	985	65	127	61	109	111	90	563	169	117	153	100	124	663	171	128	105	172	163	
MARY PATRICIA SMALL ^{116 STEAMER}	89	61	69	76	72	367	42	124	66	104	98	82	516	118	86	137	87	111	539	98	69	184	139	179	
ALAN KENNEY ^{21 PATTISON AVENUE}	95	79	83	88	103	448	52	151	76	132	168	89	668	237	140	218	184	114	893	109	84	114	164	193	
C. VICTOR MACARELLI ^{11 FORTMAN}	64	73	64	62	55	318	46	64	26	62	87	39	324	85	58	80	74	60	357	69	58	56	74	257	
RAYMOND F. MACDONALD ^{53 LOWERY AVENUE}	79	58	53	58	58	306	27	77	40	64	68	52	328	93	75	96	59	72	395	87	48	73	84	292	
<i>Gino Binari</i>																									
BLANKS	399	301	296	280	365	1641	170	365	169	338	351	222	1615	490	344	391	432	394	2051	2050	257	364	442	429	

LECTION SEPTEMBER 29, 1981

	WARD FOUR							WARD FIVE						WARD SIX						WARD SEVEN						TOTALS	
	1	2	3	4	5	6	TOTAL	1	2	3	4	5	6	TOTAL	1	2	3	4	5	TOTAL	1	2	3	4	5	TOTAL	TOTALS
1947	359	317	420	447	430	419	2392	423	406	326	424	326	453	2358	496	445	405	464	348	2158	357	312	335	538	382	1924	14,006 44,005
105	72	125	171	128	117	918	1050	133	200	179	155	141	242	1050	136	134	119	102	90	581	113	74	106	139	121	553	4,547
105	69	59	110	67	57	55	418	57	29	26	34	36	45	227	59	38	39	34	46	216	44	35	34	54	30	197	1,698
105	182	183	182	204	244	282	1237	223	171	116	230	146	162	1048	290	270	243	325	203	1331	199	200	194	336	228	1155	7,555
1							1							1													1
35	2	3	3	4	1	5	18	10	6	5	5	3	4	33	11	3	4	3	9	30	1	3	3	9	3	19	205 204
1993	197	168	226	248	202	226	1267	193	195	160	186	176	225	1135	230	198	178	213	153	972	186	172	178	252	206	994	7039
120	52	41	46	44	66	48	297	34	30	42	30	37	45	218	27	35	23	36	19	142	27	34	31	44	29	165	1236
1762	168	115	168	202	171	191	1015	132	174	123	208	159	206	1072	266	194	198	233	207	1098	156	121	120	233	141	771	6209
1388	49	49	53	66	56	91	344	31	66	76	90	50	93	406	160	98	108	107	71	484	137	102	117	211	201	768	2720
1224	179	144	213	165	204	187	1092	283	128	123	154	180	121	1039	197	159	157	178	111	804	108	126	135	213	155	937	5433
163	171	128	105	172	179	158	913	107	138	105	122	102	179	753	170	186	168	168	130	822	127	117	126	167	113	650	5247
139	98	69	184	137	107	90	687	87	105	93	84	80	129	578	102	128	103	100	95	528	103	80	79	142	99	483	3698
1993	109	84	114	164	120	138	729	157	155	124	106	103	141	786	142	144	130	139	110	665	115	95	97	177	126	610	4799
1357	69	58	56	74	61	73	391	81	127	75	77	64	105	529	60	81	44	61	41	287	66	55	41	73	57	292	2498
1395	87	48	73	84	77	76	445	61	86	70	86	59	96	458	147	121	92	129	87	576	83	65	58	122	68	396	2904
1		1	2				3		1					1													5
1051	357	364	442	409	475	418	2385	526	419	313	483	394	422	2457	537	436	419	492	368	2254	330	281	358	578	353	1830	14233 44232 56223

212

PRELIMINARY ELECTION SEP 10

WARD ONE

WARD TWO

WARD THREE

WARD FOUR

TOTAL VOTES CAST	WARD ONE						WARD TWO						WARD THREE						WARD FOUR												
	1	2	3	4	5	TOTAL	1	2	3	4	5	6	TOTAL	1	2	3	4	5	TOTAL	1	2	3	4	5	TOTAL						
ASSESSOR																															
FRANCIS LEO MCCARTHY	132	95	93	107	114	541	122	95	99	89		405	114	95	112	100	114	535	126	80	114	114	114	535							
MARY TOMEO	126	97	94	109	103	529	136	116	102			354	226	142	177	119		664	142	216	167	162	162	653							
ROBERT E. GRASSIA	76	66	46		61	249	56	113	55	92	147	45	367	99	93	141	120	120	571	86	73	68	113	10	337						
DENNIS J. MAHONEY, JR.	129	95	125	126	106	581	25	27	47	67	53	58	210	109	62	97	56	91	415	112	87	113	116	9	417						
CHARLES J. CHISHOLM	165	119	131	122		537	23	73	31	61	46	41	225	94	71	91	53	64	373	73	72	81	93	10	329						
FRANK J. MIRABELLI	91	34	24	32	39	220	27	37	22	44	22	22	152	75	40	55	47	47	258	64	51	66	38		219						
ROBERT V. CAMPO	123	157	130	125	150	685	63	135	86	112	134	76	506	170	120	162	167	119	749	148	163	138	151	149	659						
ANNA M. BINGEL	107	58	57	71	59	352	35	70		69	47	47	321	87	98	120	92	102	499	88	59	118	118	114	499						
MICHAEL F. SMITHERS	34	21	22	25	20	122	10	29	12	47	25	8	122	47	36	59	46	70	300	51	22	57	43	6	300						
THOMAS T. TURTLE																															
SUSAN KIRKLAND																															
DAN KIRKLAND																															
BLANKS	244	125	171	180	246	1066	107	283	122	208	277	152	1143	344	230	287	265	231	1357	170	246	317	304	213	1250						
ALDERMAN WARD ONE																															
TIMOTHY J. CREEDON	197	152	167	175	275	966																									
JOSEPH J. SULLIVAN	92	38	38	34	25	227																									
RUODOLPH A. PINO	82	97	87	93	40	399																									
MICHAEL GENTILE	2			1		3																									
BLANKS	16	13	13	10	7	59																									
ALDERMAN WARD TWO																															
JOHN S. MANITA JR.							11	12	9	11	70	3	116																		
EDWARD W. HARDY							30	145	69	121	70	70	505																		
FRANCIS P. BAKEY							85	157	80	141	159	133	755																		
MARTHA F. COSTA							16	35	8	20	25	16	120																		
BLANKS							7	13	13	11	19	14	77																		
ALDERMAN WARD SIX																															
GAYLE McCARGAR																															
JOHN M. WEISENMILLER																															
MARK CREMIN																															
BLANKS																															
SCHOOL COMMITTEE WARD FIVE																															
DOMENIC E. GRASSO																															
JOHN L. SULLIVAN																															
STANLEY M. KOTY JR.																															
T. MICHAEL SULLIVAN																															
BLANKS																															

PION SEPTEMBER 29, 1981

WARD FOUR

WARD FIVE

WARD SIX

WARD SEVEN

1947	1946	359	317	420	447	430	419	2392	423	406	326	424	326	453	2358	496	445	405	464	348	2158	357	312	335	538	382	1924	14006
TOTAL	1	2	3	4	5	6	TOTAL	1	2	3	4	5	6	TOTAL	1	2	3	4	5	TOTAL	1	2	3	4	5	TOTAL	TOTALS	
535	136	50	440		123	803	136	92	163	199	830	142			608	89	89	50	186		558	4359					4359	
157	7	32	147	202	132	809	117	137	73	124	133	178	834	137	115	90	148	113		605	89	89	57	187	114	557	4368	
167	2	218		163	163	962	182	135	129	106	125		828	150	165					718	108	102	110	186	137	663	5125	
167	5	114	217	162	165	167	184	124	128	109	129	161	830	152	167	134	144	125		722	127	99	111	185	137	661	5131	
571	56	73	68		119	563	99	112	95	78	143		668	106	121					310	24	79		101	94	418	3574	
10545	87	74	67	113	104	567	101	161	115	77	77	147	692	105	123	112	81	80		501	75	78	70	103	92	418	3574	
415	112	87	113		98	631	102	67	50	88	62	97	472	82	97	60	107	65		411	75	54	64	127	79	397	3239	
4406	125	56	113	116	97	632	102	67	50	88	62	97	472	82	97	60	107	65		413	75	54	64	127	79	397	3239	
373	93	73	81	93	104	92	535	102	67	79			453	105	110					492	76			115		409	3216	
383	93	73	81	93	104	92	536	103	77	67	81	63	75	460	103	111	95	98	84	494	75	73	59	117	86	410	3238	
236	64	56	66		27	361	74	56	63	55			370	82	57		92			331	75	69	102			422	2106	
5258	25	54	67	38	74	363	77	48	55	65	56	74	345	89	57	61	77	39		375	76	64	116	98	78	430	2129	
1049	140	123	132		144	893	137	154	138	124	137	160	850	134	136	103	120			617	109	101	94	160	137	603	5004	
1043	141	123	132	151	144	892	137	154	138	124	137	160	850	134	136	103	120			615	109	101	94	160	137	603	5004	
1499	88	59	66	118	118	555	90	107	98	151	74	111	633	148	196	179	133			786	124	104	100	158	188	586	3121	
1500	88	60	66	120	119	560	91	110	98	153	73	110	635	146	200	180	134	125		785	124	104	100	158	188	582	3131	
1300	51			44	60	30	50	56	111	66			381		47	85				488	110	68		110		441	2129	
1303	51	22	57	47	61	31	48	58	43	112	55	67	389	136	46	84	151	69		486	111	67	94	109	59	440	2128	

21358	170	266	314	304	275	270	1629	319	293	193	302	190	292	1589	303	291	296	318		1528	211	197	292	303		1275	9538
21356	148	265	305	303	271	277	1604	312	285	177	306	194	274	1562	307	280	277	315	240	1524	210	209	295	310	262	1276	9447

133 79 127 101 94 534
 45 24 21 14 14 118
 306 323 247 330 233 1439

12 19 10 19 7 67

43 104 98 74 50 110 429
 109 51 28 133 448
 46 108 52 56 51 132 445
 316 167 160 273 214 201 1339
 201 1339
 330

18 26 17 21 11 9 182

A TRUE COPY ATTEST:
James J. O'Connor
 CHAIRMAN



RECORD OF ABSENT VOTERS

Tabulated from Tally Sheets of Preliminary Election - September 29, 1981

Ward	Precinct	Ballots Mailed	Ballots Cast	Not Returned	Defective	Returned too late	Voted in person							
1	1	8	2	3	2	1	2							
1	2						2							
1	3													
1	4	2	1	1										
1	5	3	1	2										
2	1	1			1									
2	2	2	1	1			3							
2	3													
2	4													
2	5	1	1				3							
2	6	2	2											
3	1	6	6											
3	2	17	15	1		1	2							
3	3	12	11		1		1							
3	4	7	4	3										
3	5	46	35	5	1	5								
4	1	2	1			1								
4	2	1	1				1							
4	3	21	15	6			2							
4	4	1		1										
4	5	6	6				1							
4	6	2	2											
5	1	3	2	1			1							
5	2	2	2				2							
5	3	4	1			3								
5	4	4	3			1	2							
5	5	3	1	2										
5	6	3	1	1	1									
6	1	3	2		1		6							
6	2	8	6	2			2							
6	3	1	1											
6	4	1	1				1							
6	5	3	2	1										
7	1	5	1	4			1							
7	2													
7	3													
7	4	12	8	2	2		3							
7	5	3	2			1	1							
TOTALS		195	137	36	9	13	36							

DEMOCRAT

STATE PRIMARY

SEPT.

	WARD ONE						WARD TWO						WARD THREE					WARD THREE							
TOTAL VOTES CAST	738	462	492	521	456	2669	260	477	263	500	522	398	2449	746	554	638	582	574	3094	648	459	648	574	574	
	1	2	3	4	5	TOTAL	1	2	3	4	5	6	TOTAL	1	2	3	4	5	TOTAL	1	2	3	4	5	
GOVERNOR																									
EDWARD J. KING	363	237	226	235	249	1310	150	204	93	191	199	159	996	332	221	290	303	301	1457	302		303	303		
MICHAEL S. DUKAKIS	358	210	251	378	195	1292	94	287	163	302	317	230	1393	398	322	341	268	255	1584	338	220	322	268	268	
BLANKS	17	15	15	8	12	67	16	6	7	7	10	9	55	16	11	7	11	8	53	8	10	8	11	8	
LIEUTENANT GOVERNOR																									
JOHN F. KERRY	226	124	137	178	135	800	56	151	81	138	135	148	709	224	178	193	141	191	927	165	144	193	141	191	
EVELYN MURPHY	161	100	112	116	90	579	42	145	71	137	147	93	637	178	163	177	115	163	796	153	81	144	115	163	
LOU NICKINELLO	85	65	80	67	75	372	37	35	20	60	62	46	260	83	39	80	74	71	349	89	70	78	74	71	
LOIS G. PINES	33	18	20	22	20	113	20	53	26	53	55	40	247	41	39	41	33	28	188	51	31	6	33	28	
SAMUEL ROTONDI	190	125	115	105	111	646	74	84	44	84	96	45	427	185	111	116	202	88	702	157	115	140	202	88	
BLANKS	43	30	28	33	25	159	31	27	21	26	31	26	164	35	24	25	15	33	132	33	18	27	15	33	
ATTORNEY GENERAL																									
FRANCIS X. BELLOTTI	625	372	409	440	375	2221	204	378	212	388	379	320	1901	620	428	479	454	454	2457	524	379	513	454	454	
<i>Foster Zuccato</i>																									
BLANKS	113	90	83	81	81	448	56	119	51	112	127	78	543	126	126	137	126	120	637	124	80	130	126	120	
SECRETARY																									
MICHAEL JOSEPH CONNOLLY	561	338	356	379	341	1995	178	362	188	348	368	285	1729	525	380	441	373	427	2188	478	331	457	373	427	
BLANKS	177	124	136	132	115	674	82	135	75	152	158	113	715	221	174	177	189	145	906	170	128	184	189	145	
TREASURER																									
ROBERT Q. CRANE	577	338	374	409	346	2044	179	370	187	340	365	287	1728	525	389	444	374	415	2172	489	338	466	374	415	
<i>Marie Howe</i>																									
BLANKS	161	124	118	112	110	625	81	127	76	160	161	111	716	221	165	189	188	159	922	159	130	177	188	159	
AUDITOR																									
JOHN J. FINNEGAN	555	332	356	377	341	1981	171	356	184	341	360	280	1692	505	379	452	376	418	2150	447	317	455	376	418	
<i>Scott Williams</i>																									
BLANKS	183	130	136	124	115	688	89	141	77	159	166	118	752	241	175	186	186	156	944	171	142	188	186	156	

SEPT. 14, 1982

THREE		WARD FOUR						WARD FIVE						WARD SIX						WARD SEVEN						TOTALS				
3	4	5	TOTAL	1	2	3	4	5	6	TOTAL	1	2	3	4	5	6	TOTAL	1	2	3	4	5	TOTAL	TOTALS						
582	574	3094	648	459	643	701	640	662	3753	560	538	558	561	476	608	3301	604	677	523	570	428	2902	610	540	608	710	657	3325	21388	
303	257	1457	302	229	307	331	328	337	1836	316	351	227	291	276	271	1632	348	263	208	275	162	1256	251	206	267	404	324	1454	9941	
268	255	1584	338	220	328	359	295	316	1856	235	270	322	257	187	322	1595	246	402	310	285	256	1499	355	325	331	488	321	1820	11037	
11	8	53	8	10	8	11	17	7	61	9	17	9	11	13	15	74	10	12	5	10	10	49	4	9	8	18	12	51	408	
173	141	191	927	165	144	193	197	187	197	1085	157	118	170	195	140	164	946	179	194	134	187	123	817	146	184	155	322	176	983	6267
144	115	163	796	153	81	144	137	143	93	751	95	127	151	108	80	143	704	155	200	171	157	135	818	147	131	144	171	158	751	5036
78	76	71	349	89	70	78	124	81	117	559	57	112	68	68	85	74	464	50	75	55	71	41	292	63	45	51	76	73	308	2604
6	33	28	188	51	31	61	51	30	33	257	33	45	53	37	33	38	239	40	61	49	31	41	222	55	55	45	64	43	262	1528
140	202	88	702	157	115	140	163	157	201	933	196	112	94	132	112	162	808	152	113	93	104	66	528	168	103	184	235	180	870	4914
27	15	33	132	33	18	27	29	42	17	168	20	24	22	21	26	27	140	28	34	21	20	22	125	31	22	27	42	27	151	1037
513	456	454	2457	534	379	513	584	510	563	3073	470	413	436	456	390	511	2466	474	534	401	453	334	2201	491	445	466	749	535	2686	17205
130	126	120	637	124	80	130	117	130	97	680	90	125	122	105	96	97	635	125	143	122	117	94	601	119	94	142	161	122	638	4182
457	373	427	2188	478	331	457	519	442	506	2735	419	376	370	421	336	457	2379	421	458	332	414	289	1914	440	402	403	660	502	2407	15347
184	189	145	906	170	128	184	182	178	156	1018	141	162	188	140	140	151	922	183	217	171	156	139	868	170	138	205	250	155	918	6041
446	374	415	2172	487	328	466	523	442	511	2757	435	378	383	415	337	462	2410	420	450	343	405	296	1914	443	403	413	666	500	2425	15452
177	188	157	922	159	130	177	178	198	151	993	125	160	175	146	139	146	891	184	227	180	165	132	888	167	137	195	244	157	960	5935
455	376	418	2150	447	317	455	522	438	501	2709	425	369	372	414	333	459	2372	408	440	339	376	284	1867	425	410	405	653	496	2379	15150
188	186	156	944	171	142	188	177	202	161	1043	135	169	186	147	143	149	927	176	237	184	174	144	935	185	140	203	257	161	946	6237

323



DEMOCRAT

STATE PRIMARY

SEPT'

	WARD ONE						WARD TWO						WARD THREE					WARD FOUR						
	1	2	3	4	5	TOTAL	1	2	3	4	5	6	TOTAL	1	2	3	4	5	TOTAL	1	2	3	4	5
TOTAL VOTES CAST	798	462	492	521	456	2669	260	497	263	500	526	398	2444	746	554	638	582	594	3094	648	459	649	522	524
SENATOR IN CONGRESS																								
EDWARD M. KENNEDY	609	320	400	413	365	2147	209	399	223	395	409	327	1992	603	444	504	491	493	2505	499	513	491	491	491
LOUISE JEFFERSON																								
JERRY WILLIAMS																								
BLANKS	129	92	98	108	101	522	51	98	40	105	97	71	462	143	110	134	111	91	599	148	94	130	111	91
REPRESENTATIVE IN CONGRESS																								
THOMAS P. O'NEILL JR.	509	318	366	367	304	1864	159	369	200	365	396	278	1999	550	402	452	416	430	2250	499	284	430	416	430
ROBERT MEANEY CAPPUCCI	158	107	94	121	113	593	74	94	37	92	87	70	454	132	103	137	136	91	599	161	139	153	136	91
JANET ROSE																								
BLANKS	71	37	32	33	39	212	29	34	26	43	43	36	211	64	49	49	30	53	245	49	36	52	30	53
COUNCILLOR																								
JOSEPH A LANGONE III	457	260	272	314	310	1664	126	222	111	216	293	178	1000	407	293	318	308	300	1605	258	253	323	308	300
ANTHONY D. PINI	174	123	144	139	96	656	88	169	81	165	177	150	829	194	163	203	172	149	880	164	127	123	192	149
BLANKS	107	79	76	68	70	400	46	107	71	119	116	76	535	145	119	117	102	126	609	126	99	126	102	126
SENATOR IN GENERAL COURT																								
DENIS L. McKENNA	398	320	321	232	168	1139	93	233	115	210	197	198	1032	437	299	318	295	317	293	1634	297	293	317	293
SALVATORE (SAL) R. ALBANO	394	337	232	182	1319	137	203	120	243	247	163	1116	372	233	234	291	217	240	1253	308	225	289	217	
LOUIS A. CENTRELLA	13	7	7	24	8	59	5	11	8	11	13	9	56	7	8	10	16	7	48	16	12	14	16	7
ROBERT W. COLLINS	9	8	11	14	12	53	3	14	5	16	22	20	80	7	5	15	10	10	49	21	5	18	10	10
ROBERT PUGHSEVER																								
BLANKS	24	20	14	20	18	96	21	22	15	24	46	31	168	12	22	27	22	25	112	30	21	27	22	25
DISTRICT ATTORNEY																								
JOHN J. DRONEY	202	112	136	145	96	691	59	104	49	93	81	107	493	170	126	137	128	133	694	168	79	159	128	133
PAUL J. CAVANAUGH	125	81	85	87	73	451	24	92	26	74	58	40	294	121	95	96	90	85	467	122	94	94	90	85
EDWARD R. GARGIULO	84	89	70	77	118	438	56	42	29	66	48	46	287	107	66	59	95	61	388	76	105	86	85	61
L. SCOTT HARSHBARGER	273	135	166	175	145	894	83	239	130	221	297	162	1132	270	252	308	230	262	1342	237	164	256	230	262
BLANKS	54	45	35	37	24	195	38	40	29	46	42	43	238	58	35	38	39	23	203	45	37	45	38	23

SEPT. 14, 1982

WARD THREE WARD FOUR WARD FIVE WARD SIX WARD SEVEN

3	4	5	TOTAL	1	2	3	4	5	6	TOTAL	1	2	3	4	5	6	TOTAL	1	2	3	4	5	TOTAL	TOTALS						
582	594	3094	648	459	649	701	640	662	3753	560	538	558	561	476	608	3301	604	677	523	570	428	2802	610	540	608	910	657	3325	21,388	
450	450	2505	477	365	513	561	515	542	3995	446	418	452	442	367	493	2618	481	544	413	449	331	2218	487	452	467	798	536	2690	19,155	
111	91	589	148	94	130	140	125	119	954	114	120	106	119	109	115	683	123	133	110	121	97	584	123	88	141	162	121	635	4,231	
416	430	2250	438	284	438	518	483	455	2560	376	373	423	416	325	443	2386	460	514	388	411	322	2095	438	401	419	659	459	2366	15,300	
136	91	599	161	139	153	140	157	169	919	128	122	97	112	106	136	701	100	124	90	126	65	585	138	107	143	155	152	725	4,496	
30	53	245	49	36	53	49	50	38	274	36	33	38	33	45	29	214	44	39	45	33	41	202	44	32	46	64	46	232	1,590	
308	300	1605	358	253	373	400	372	410	2126	352	267	262	312	278	343	1834	311	301	219	277	176	1304	308	244	228	471	348	1649	11,211	
172	148	880	164	127	123	191	161	170	991	121	163	166	151	120	177	898	150	197	161	163	130	803	178	184	200	261	202	1025	6,082	
102	126	609	126	79	126	110	102	82	635	87	108	110	98	78	88	567	143	177	143	130	102	695	124	112	130	178	107	651	4,094	
318	273	1624	271	292	319	330	330	1656	359	335	279	330	237	1441	249	1444	348	303	173	323	148	995	235	228	226	382	215	1356	9,243	
217	240	1250	302	225	287	328	325	281	1756	247	333	275	279	189	299	1520	277	400	303	280	276	1508	310	320	317	440	315	1648	10,112	
16	7	46	16	12	14	13	21	16	91	12	11	16	13	12	10	16	80	10	12	8	16	2	48	12	12	15	13	17	65	442
10	10	14	21	5	14	16	18	21	99	20	21	21	21	12	22	17	113	18	22	16	18	21	98	25	16	19	42	22	124	613
21	22	118	30	21	30	27	27	28	149	22	33	29	24	20	19	147	30	40	23	33	31	152	28	24	32	33	24	141	827	
128	133	694	168	79	159	163	130	157	856	132	103	115	119	105	116	690	114	114	80	99	84	491	113	104	96	187	123	623	4,538	
90	85	467	122	94	94	120	116	101	627	111	74	71	92	102	107	557	87	72	78	101	57	395	104	75	117	182	148	626	3,417	
95	61	388	76	105	86	112	110	112	601	78	77	72	87	77	102	491	64	71	39	69	55	298	85	72	107	129	106	509	3,012	
230	262	1342	237	164	266	265	229	252	1403	201	239	254	276	149	250	1329	294	322	283	260	199	1408	249	251	254	350	244	1348	8,856	
39	23	203	45	37	48	41	35	40	266	38	43	46	27	47	33	234	45	48	43	41	33	210	49	38	34	62	36	219	1,565	

245



DEMOCRAT

STATE PRIMARY

SEPT.

	WARD ONE						WARD TWO						WARD THREE					WARD FOUR				WARD FIVE							
	1	2	3	4	5	TOTAL	1	2	3	4	5	6	TOTAL	1	2	3	4	5	TOTAL	1	2	3	4	5	1	2	3	4	5
TOTAL VOTES CAST	738	462	492	521	456	2669	250	497	263	500	526	398	2044	746	554	638	582	574	3094	448	459	643	582	574	582	574	582	574	582
CLERK OF COURTS																													
EDWARD J. SULLIVAN	570	335	372	403	338	2018	179	364	187	353	268	295	1746	533	402	459	414	436	2234	464		452							
BLANKS	168	127	120	118	118	651	81	133	76	117	158	103	695	213	152	179	178	138	860	164	130	191			178	130	191		
REGISTER OF DEEDS																													
JOHN F. ZAMPARELLI	557	332	362	395	335	1981	176	339	173	334	357	280	1659	525	387	451	395	401	267	473	324	442			395	324	442		
BLANKS	181	130	130	126	121	688	84	156	90	166	169	118	795	221	167	187	187	165	927	175	135	201			187	135	201		
COUNTY COMMISSIONER																													
ALBERT JOSEPH ONESSIMO	474	200	345	349	281	1749	173	299	137	274	281	246	1480	442	308	372	335	241	1698	407	298	380			335	298	380		
BILL SCHMIDT	146	92	72	95	103	508	26	98	63	124	137	63	511	170	151	161	156	229	866	125	80	149			156	80	149		
BLANKS	118	70	75	78	72	413	61	110	63	102	108	89	533	134	95	105	91	105	530	116	81	114			91	81	114		
REPRESENTATIVE 29th District																													
MICHAEL J. LOMBARDI							80	255	114	188		162	799																
SALVATORE GULLA							6	13	16	18		5	58																
PETER A. VELLUCCI							158	187	94	246		199	884																
BLANKS							16	42	39	48		32	177																
REPRESENTATIVE 30th District																													
VINCENT J. PIRO																								344	451				
BLANKS																								114	190				
REPRESENTATIVE 31st District																													
MARIE E. HOWE	373	223	246	316	263	1421					263		263	369	256	286	312	303	1526	335					312	303			
NICALINO BONAVITA	22	15	20	11	8	76					20		20	18	13	15	17	18	81	25					17	18			
JOHN R. BUONOMO	330	209	243	194	167	1103					213		213	332	262	316	279	224	1368	266					279	224			
BLANKS	13	15	13	10	18	69					30		30	27	23	21	24	24	119	22					24	24			

SEPT. 14, 1982

	WARD THREE		WARD FOUR						WARD FIVE						WARD SIX						WARD SEVEN									
	582	514	3094	648	457	643	701	640	662	3753	560	538	558	561	476	608	9301	604	677	523	570	428	2802	610	540	608	910	657	3325	21,388
3	4	5	TOTAL	1	2	3	4	5	6	TOTAL	1	2	3	4	5	6	TOTAL	1	2	3	4	5	TOTAL	1	2	3	4	5	TOTAL	TOTALS
452	41		2234	484	329	452	530	458	504	2657	440	381	378	417	334	473	2423	417	447	335	409	281	1889	433	397	414	670	510	2424	15,491
191	178	138	860	164	130	191	171	182	158	996	120	157	180	144	142	135	978	187	230	188	101	147	913	177	143	144	240	147	901	5,897
442	395	409	2667	473	324	442	527	441	445	2702	423	369	370	400	336	466	2363	401	420	313	400	282	1816	434	392	412	640	505	2383	15,071
201	187	165	927	175	135	201	174	149	167	1051	137	169	189	161	141	142	938	203	257	210	170	146	996	176	148	196	270	152	942	6,317
384	335	241	1698	407	298	380	433	344	446	2358	357	282	292	329	288	379	1927	305	322	240	243	232	1392	359	305	329	504	391	1948	12,471
149	156	228	966	125	80	149	154	138	127	773	122	131	153	147	100	142	795	181	212	165	156	117	831	148	148	172	185	169	822	5,106
114	91	105	530	116	81	114	114	108	89	622	81	125	113	85	88	87	579	118	143	118	121	79	599	103	87	107	101	97	555	3,811
																														799
																														58
																														884
																														177
451				344	451		452	510	1757	424			410	353			1187	399		306	325	258	1338	416	391	404	652	488	2351	6,633
190				114	190		188	152	644	136			151	123			410	205		217	195	170	787	194	149	204	258	169	974	2,815
	312	303	1526	335			364			699		240	278			299	817			280			280							5,006
	17	18	81	25			18			43		19	25			26	70			21			21							311
	229	224	1368	266			301			567		253	231			261	745			344			344							4,340
	24	24	119	22			18			40		26	24			22	72			32			32							362

REPUBLICAN

STATE PRIMARY

SEPT. 14 51

	WARD ONE					WARD TWO						WARD THREE					WARD FOUR							
	1	2	3	4	5	TOTAL	1	2	3	4	5	6	TOTAL	1	2	3	4	5	TOTAL	1	2	3	4	5
TOTAL VOTES CAST	36	13	10	19	12	90	7	33	9	16	22	13	100	43	21	49	21	21	155	34	16	39	21	21
GOVERNOR																								
ANDREW H. CARD JR.	5	2	1	2	2	12	1	7	1	5	3	2	19	5	0	10	3	4	22	8		9	3	
JOHN R. LAKIAN	7	7	1	6	2	23	2	8	2	10	5	4	31	13	6	15	7	1	42	7	6	10	7	
JOHN W. SEARS	18	2	7	10	6	43	4	16	6	1	14	7	48	18	14	22	11	4	69	17	6	18	11	4
BLANKS	6	2	1	0	2	11	0	2	0	0	0	0	2	2		2		12	16	2	2	2		12
LIEUTENANT GOVERNOR																								
LEON J. LOMBARDI	28	11	5	13	7	64	7	27	8	13	19	12	86	30	14	33	19	15	111	25	11	30	19	15
BLANKS	8	2	5	5	5	25	0	6	1	3	3	1	14	13	7	16	2	6	44	9	5	9	2	6
ATTORNEY GENERAL																								
RICHARD L. WAINWRIGHT	24	9	5	11	7	56	6	23	7	13	16	11	76	26	14	32	15	13	99	24	10	27	15	13
BLANKS	12	4	5	1	5	27	1	10	2	3	6	2	24	17	7	17	6	8	55	10	6	12	6	8
SECRETARY																								
JODY DeROMA DOW	22	9	4	11	7	53	6	19	6	12	18	10	71	26	12	30	18	14	100	25	10	27	18	14
BLANKS	14	4	6	4	5	37	1	14	3	4	4	3	29	17	9	19	3	7	55	9	6	12	3	7
TREASURER																								
MARY J. LeCLAIR	25	9	4	9	7	54	6	18	6	14	18	10	72	24	12	31	16	14	99	25	10	27	16	14
BLANKS	11	4	6	10	5	36	1	15	3	2	4	3	28	17	9	18	5	7	56	9	6	12	5	7
AUDITOR																								
MICHAEL S. ROBERTSON	24	8	4	9	7	52	6	20		14	17	11	68	26	12	31	15	15	99	24	9	27	15	15
BLANKS	12	5	6	10	5	38	1	13	9	2	5	2	32	17	9	18	6	6	56	10	7	12	6	6
SENATOR IN CONGRESS																								
RAY SHAMIE	23	9	7	13	6	58	7	20	7	13	16	12	75	27	13	35	18	14	107	24	10	26	18	14
BLANKS	13	4	3	6	6	32	0	13	2	3	6	1	25	16	8	14	3	7	48	10	6	13	3	7

14 SEPT. 14, 1982

321

FREE		WARD FOUR						WARD FIVE						WARD SIX						WARD SEVEN										
39	21	21	155	34	16	39	45	29	21	184	22	22	25	40	16	28	153	38	35	49	39	60	221	48	38	43	87	46	262	1,165
3	4	5	TOTAL	1	2	3	4	5	6	TOTAL	1	2	3	4	5	6	TOTAL	1	2	3	4	5	TOTAL	1	2	3	4	5	TOTAL	TOTALS
9	3	22		8	2	9	6	3	6	34	1	3	7	7	3	6	27	8	5	7	1	8	29	4	6	2	4	4	30	173
10	7	1	42	7	6	10	10	7	5	45	6	8	4	12	5	10	45	5	5	17	9	16	51	14	9	8	22	12	65	302
18	11	4	67	17	6	18	25	17	9	92	13	8	13	15	7	10	66	20	22	24	28	34	128	27	20	25	46	26	144	590
		6															1													8
2	12	16		2	2	2	4	2	1	13	2	2	1	6	1	2	14	5	3	1	2	2	13	3	3	8	5	4	23	92
30	19	15	111	25	11	30	31	24	18	139	14	21	17	31	11	20	114	29	23	41	29	46	167	33	27	28	65	37	190	871
																	1						1							3
9	2	6	44	9	5	9	14	5	3	45	8	0	8	9	5	8	38	9	12	7	11	14	53	15	11	15	22	9	72	291
27	15	13	99	24	10	27	32	22	15	130	12	14	17	26	10	18	99	28	23	39	26	42	158	31	28	26	61	35	181	797
																														2
12	6	8	55	10	6	12	13	7	6	54	10	8	8	14	6	10	56	10	12	10	13	18	63	17	10	17	26	11	81	360
27	18	M	100	25	10	27	30	21	M	127	11	15	15	26	10	18	95	26	24	39	25	38	152	20	22	27	61	34	174	772
12	3	7	55	9	6	12	15	8	7	57	11	7	10	14	6	10	58	12	11	10	14	22	69	18	16	16	26	12	88	393
27	16	M	99	25	10	27	29	20	M	125	12	M	16	25	11	18	96	27	23	39	26	40	155	31	26	27	60	36	180	791
12	5	7	56	9	6	12	16	9	7	59	10	8	9	15	5	10	57	11	12	10	13	20	66	17	12	16	27	10	82	384
27	15	15	99	24	9	27	26	20	M	120	12	M	16	25	11	18	96	28	25	40	24	39	156	31	24	27	60	35	177	768
12	6	6	56	10	7	12	19	9	7	64	10	8	9	15	5	10	57	10	10	9	15	21	65	17	14	16	27	11	85	397
26	18	14	167	24	10	26	37	21	15	133	12	17	16	29	10	19	103	29	25	38	28	42	162	35	24	29	62	34	184	822
																	1													1
13	3	7	48	10	6	13	8	8	6	51	10	4	9	11	6	9	49	9	10	11	11	18	59	13	14	14	25	12	78	342

30 REPUBLICAN

STATE PRIMARY

SEPT

	WARD ONE						WARD TWO						WARD THREE					WARD FOUR							
	1	2	3	4	5	TOTAL	1	2	3	4	5	6	TOTAL	1	2	3	4	5	TOTAL	1	2	3	4	5	
TOTAL VOTES CAST	36	13	10	19	12	90	7	33	9	16	22	13	100	43	21	49	21	21	155	34	16	39	21	21	
REPRESENTATIVE IN CONGRESS																									
WILLIAM A. BARNSTEAD	13	6	3	9	6	37	1	5	4	6	8	7	31	21	9	19	14	6	69	20		17			
FRANK LUKE McNAMARA JR.	16	6	6	5	2	35	6	22	4	9	12	4	57	15	8	20	6	11	60	12		14			
BLANKS	7	1	1	5	4	18	0	6	1	1	2	2	12	7	4	10	1	4	26	2	4	8	1	4	
COUNCILLOR																									
BLANKS	36	13	10	19	12	90	7	33	9	16	22	13	100	40	21	49	21	21	155	34	16	39	21	21	
SENATOR IN GENERAL COURT *																									
EARL JACKSON																									
BLANKS	36	13	10	17	12	88*	7	33	9	16	22	13	100	40	21	49	21	21	152*	34	16	39	21	21	
DISTRICT ATTORNEY																									
GUY A. CARBONE	20	7	5	9	12	41	5	16	6	13	16	9	65	22	12	27	16	13	90	21	8	23	16	13	
SCOTT HARSHBARGER							1						1												
BLANKS	16	6	5	10	12	49	1	17	3	3	6	4	34	21	9	22	5	8	65	13	8	16	5	8	
CLERK OF COURTS																									
BLANKS	36	13	10	19	12	90	7	33	9	16	22	13	100	43	21	49	21	21	155	34	16	39	21	21	
REGISTER OF DEEDS																									
PAUL L. BRISSON																									
BLANKS	36	13	10	19	12	90	7	33	9	16	22	13	100	43	21	49	21	21	155	34	16	39	21	21	
COUNTY COMMISSIONER																									
BLANKS	36	13	10	19	12	90	7	33	9	16	22	13	100	43	21	49	21	21	155	34	16	39	21	21	
REPRESENTATIVE 29th District																									
PETER VELLUCCI							2						2												
BLANKS							5	33	9	16		13	76												
REPRESENTATIVE 30th District																									
EARL JACKSON																									
BLANKS																							16	39	
REPRESENTATIVE 31st District																									
JOHN BUONOMO																									
BLANKS	36	13	10	19	12	90					22		22	43	21	49	21	21	155	34				21	21
WRITE - IN SENATOR GENERAL COURT *																									
SAL ALBANO				2		2*																			
DENIS MCKENNA														3					3*						

SEPT. 14, 1982

FOOD THREE					WARD FOUR						WARD FIVE						WARD SIX						WARD SEVEN													
39	21	21	155	TOTAL	34	16	39	45	29	21	184	TOTAL	22	22	25	40	16	28	153	TOTAL	38	35	49	39	60	221	TOTAL	48	38	43	87	46	262	TOTAL	TOTALS	
3	4	5			1	2	3	4	5	6			1	2	3	4	5	6			1	2	3	4	5			1	2	3	4	5				
17			69		20	6	17	14	11	7	75		6	8	17	12	6	11	60		16	16	27	11	27	97		22	20	13	36	18	109		478	
14			60		12	6	14	25	12	13	82		10	7	5	18	7	12	59		15	11	16	20	21	83		18	10	20	37	19	101		480	
8	1	4	26		2	4	8	6	6	1	27		6	7	3	10	3	5	34		7	8	6	8	12	41		8	8	10	14	9	49		207	
39	21	21	155		34	16	39	45	29	21	184		22	22	25	40	16	28	153		38	35	49	39	60	221		48	38	43	87	46	262		1165	
										2	2												3	1	4	4		3	1				13		19	
39	21	21	152*		34	16	39	45	29	17	182		22	22	25	40	16	28	153		38	35	44	39	60	215		47	38	43	85	46	249		1188	
23	16	13	90		21	8	23	27	21	11	111		13	16	14	22	12	17	94		25	19	32	23	39	138		29	20	22	56	29	156		695	
16	5	8	65		13	8	16	18	8	10	73		9	5	11	18	4	11	58		13	16	17	16	21	83		19	18	21	31	17	106		468	
39	21	21	155		34	16	39	45	29	21	184		22	22	25	40	16	28	153		38	35	49	39	60	221		48	38	43	87	46	262		1165	
																																			1	
39	21	21	155		34	16	39	45	29	21	184		22	22	25	39	16	28	152		38	35	49	39	60	221		48	38	43	87	46	262		1164	
39	21	21	155		34	16	39	45	29	21	184		22	22	25	40	16	28	153		38	35	49	39	60	221		48	38	43	87	46	262		1165	
																																			2	
																																			76	
																																			1	
39					16	39			29	21	105		22			40	16		78		38		48	39	60	185		48	38	43	87	46	262		630	
																																			1	
21	21	155	34		45					79		21	25				28	74		35					35									455		
																																			4	
																																			3	

A TRUE COPY ATTEST
Janet A. Hanna
 CHAIRMAN



RECORD OF ABSENT VOTING

Tabulated from Tally Sheets of the State Primary Election, held therein, September 14, 1982

REGISTERED VOTERS

WARD	PCT.	Ballots Mailed		Ballots Cast		Not Ret.	Defective	Returned too late	Voted in person		
		Dem.	Rep.	Dem.	Rep.				Dem.	Rep.	
1	1	18	3	17	3	1	1			6	
1	2									1	
1	3	7	2	6	2		1			2	
1	4	3		2		1				3	
1	5	2		2						4	
2	1	3		3							
2	2	5		5						7	
2	3	3				3				1	
2	4	5		4		1					
2	5	5		5						2	
2	6	8		4		1		3		1	
3	1	22	2	14	1	5	3	1		7	
3	2	25		20		2	3			20	
3	3	12	3	9	2	2	1	1		5	
3	4	3		3						2	
3	5	57	6	56	6		1			4	
4	1	5		5						1	
4	2	6	1	3	1	2	1			2	
4	3	12	4	11	4	1				9	
4	4	2	1	2	1					3	
4	5	13		11		1	1			3	
4	6	5		4			1			1	
5	1	7		6		1				3	
5	2	11		8		2				5	
5	3	5		1		2		2		3	
5	4									1	
5	5	5		4			1				
5	6	8		7				1		3	
6	1	3		3							
6	2	4		4						9	
6	3	2		1		1				5	
6	4	6	1	5		1	1			1	
6	5	5		1		3	1			4	
7	1	4	1	4	1					2	
7	2	4		4						4	
7	3	1				1				2	
7	4	16	1	14	1	2				2	
7	5	4		3		1					
Totals		306	25	251	22	34	16	8		128	2

P333R

AT THE PRELIMINARY ELECTION HELD THEREIN, OCTOBER 4, 1983

Three		Ward Four					Ward Five					Ward Six					Ward Seven					Total			
4	5	1	2	3	4	5	6	1	2	3	4	5	6	1	2	3	4	5	1	2	3	4	5	Total	
251	232	389	367	368	446	460	481	273	250	168	273	197	257	307	358	291	326	250	403	332	422	590	479	11,295	
82	96	158	152	221	196	194	216	139	102	67	102	92	119	92	125	116	101	71	163	139	167	253	197	4,666	
88	99	167	149	141	191	222	235	86	106	69	177	90	99	157	138	145	147	152	170	148	177	274	248	4,916	
151	98	134	125	93	140	145	168	147	124	74	78	76	88	117	129	102	95	75	125	113	135	201	142	4,043	
24	48	48	29	32	56	48	56	23	35	12	81	35	34	93	47	47	162	54	73	52	73	88	80	1,638	
53	44	72	61	55	94	81	95	70	64	40	46	35	66	52	146	82	54	64	86	68	99	105	104	2,289	
93	101	158	153	151	216	195	202	104	92	77	120	90	96	119	103	116	108	89	183	146	203	242	219	4,583	
81	70	190	165	122	185	217	224	89	95	73	104	72	101	99	149	147	123	105	166	130	192	208	177	4,850	
15	7	24	31	24	32	32	46	17	21	12	16	19	17	12	47	19	29	22	47	15	26	40	36	814	
39	76	99	44	55	111	84	79	33	46	39	51	38	59	52	49	46	53	37	64	52	71	141	100	2,324	
35	42	93	72	95	112	99	87	51	35	47	33	32	36	49	55	39	52	32	69	68	77	123	94	2,110	
31	18	45	32	30	45	57	48	20	29	25	35	21	32	77	42	38	57	53	58	46	48	111	69	1,422	
312	229	368	455	453	406	466	468	313	251	137	249	188	281	309	402	267	323	246	408	351	420	574	450	11,525	
																								181	
																									385
																									98
																									734
																									257
																									30
		259	311	224	263	346	350																		1,753
		115	46	116	155	86	112																		630
		8	4	16	19	10	11																		68
		7	6	12	9	18	8																		60
															12	61	8	10	14						105
															75	71	52	55	43						296
															26	79	83	29	68						285
															110	82	110	133	89						524
															55	29	16	75	20						195
															12	7	12	10	7						48
															17	29	10	14	9						79

P334 L

RECORD OF VOTES CAST IN THE VARIOU PRECINCTS OF THE CITY OF SOMERVILLE

	Ward One					Ward Two						Ward		
	1	2	3	4	5	1	2	3	4	5	6	1	2	3
<u>TOTAL NUMBER OF VOTES CAST</u>	467	301	328	289	300	75	142	100	152	172	90	282	164	263
<u>FOR ALDERMAN-WARD SEVEN (RECOUNT FIGURES)</u>														
Paul F. Dumas 82 Gordon St.														
Gene Higgins 205 Holland St.														
Anthony (Buddy) Andrews 27 Whitman St.														
Beverly Collins Keane 88 Irving St.														
Steven E. Brown 49 Upland Rd.														
Cathleen O'Dea 70 Curtis St.														
Steven A. Dinsmoor 48 Waterhouse St.														
Helen Corrigan 76 Irving St.														
Blanks														
<u>SCHOOL COMMITTEE-WARD ONE (No Contest)</u>														
<u>SCHOOL COMMITTEE-WARD TWO (No Contest)</u>														
<u>SCHOOL COMMITTEE-WARD THREE (No Contest)</u>														
<u>SCHOOL COMMITTEE-WARD FOUR</u>														
Maryann C. Cappello 36 Puritan Rd.														
John R. Buonomo 144 School St.														
Joseph P. Lento, Jr. 41 1/2 Derby St.														
Blanks														
<u>SCHOOL COMMITTEE-WARD FIVE (No Contest)</u>														
<u>SCHOOL COMMITTEE-WARD SIX</u>														
Julia Anne DiPasquale 59 Irving St.														
Gale Ann Doane 21 Windsor Rd.														
Charles J. Chisholm 151 College Ave.														
Blanks														
<u>SCHOOL COMMITTEE-WARD SEVEN</u>														
Judith de la Paz 21 Sterling St.														
Patricia A. Nixon 1370 Broadway														
Dennis Leary 42 Woods Ave.														
Karen J. Capiello 103 Electric Ave.														
Blanks														
<u>ASSESSORS</u>														
Frank E. Casey 431 Broadway	91	60	59	57	46	17	37	21	31	25	22	50	24	55
Pat Scrima 109 Rogers Ave.	66	55	57	36	38	14	22	11	18	29	15	45	19	39
Francis Leo McCarthy 82 Hudson St.	120	87	92	89	83	17	53	32	44	67	22	67	42	72
George E. McKenna, Jr. 390 Medford St.	121	61	77	64	71	13	46	20	34	35	23	80	49	65
Kevin J. Palmer 68 Liberty Ave.	113	81	67	83	77	24	38	24	44	33	26	78	45	70
John J. Howe 8 Windsor Rd.	230	136	176	148	149	29	45	34	65	89	38	119	86	118
Blanks	193	122	128	101	136	36	44	58	68	66	34	125	63	107

P 334
R

AT THE PRELIMINARY ELECTION HELD THEREIN, OCTOBER 4, 1983

Three		Ward Four						Ward Five						Ward Six					Ward Seven					Totals
4	5	1	2	3	4	5	6	1	2	3	4	5	6	1	2	3	4	5	1	2	3	4	5	Totals
251	232	389	367	368	446	460	481	273	250	168	273	197	257	307	358	291	326	250	403	332	422	590	479	11,295
																			57	38	73	92	98	358
																			16	49	35	20	16	136
																			59	19	20	25	76	199
																			54	27	22	33	14	150
																			33	31	63	86	16	229
																			72	83	144	199	179	677
																			8	18	11	25	11	73
																			99	50	51	93	58	351
																			5	17	3	17	11	53
																								839
																								976
																								643
																								53
																								720
																								241
																								490
																								81
																								852
																								304
																								409
																								550
																								111
																								1,945
																								2,086
																								3,198
																								2,829
																								3,022
																								4,763
																								4,748

A TRUE COPY ATTEST
James P. O'Connell
 CHAIRMAN

RECORD OF ABSENT VOTERS

TABULATED FROM THE TALLY SHEETS OF PRELIMINARY ELECTION OCTOBER 4, 1983

Ward	Pct.	Ballots Mailed	Ballots Cast	Not Returned	Defective	Ret. too late	Voted in person	Not Registered
1	1	4	2	2			3	
1	2							
1	3	4	3	1				1 Cast
1	4	2	1	1				
1	5							
2	1							
2	2	3	3					
2	3	1	1					
2	4	1	1					
2	5	4	1			3		
2	6	4	3	1				
3	1	3	2			1		
3	2	4	4					
3	3	3	3					
3	4	3	1	2				
3	5	40	37		3		1	
4	1							
4	2	3	1	1		1		
4	3	13	4		8	1		
4	4	3	3					
4	5	7	7					
4	6	5	3	1		1		
5	1	6	5	1				
5	2	2	2				1	
5	3	2	2					
5	4	1	1					
5	5	2	1			1		
5	6	4	3			1	2	
6	1	1	1				2	
6	2	6	4	1		1	4	
6	3	1	1					
6	4	1	1					
6	5	1	1				1	
7	1	5	3		1	1	3	
7	2							1 too late
7	3	2	2					
7	4	19	13	3	2	1	2	
7	5	3	1			2		
TOTALS		163	121	14	14	14	19	2

RECORD OF VOTES CAST IN THE VARIOUS PRECINCTS OF THE CITY OF SOMERVILLE

DEMOCRATIC

	Ward One					Ward Two					Ward			
	1	2	3	4	5	1	2	3	4	5	6	1	2	3
Total Number of Votes Cast	340	219	239	211	253	85	285	159	236	313	191	297	295	314
WARD COMMITTEE - WARD ONE - GROUP TWO CONT'D														
Albert R. Baso	120	72	72	61	98									
	122	70	75	57	97									
Kenneth Hill	122	75		57	97									
	123	73	72	52	96									
Walter F. Mattos	127	83	75	58	100									
	128	81	78	54	99									
Francis L. Dilworth, Jr.	126	83	67	67	99									
	127	81	79	62	98									
John F. Gentile	138	87		72	111									
	140	86	86	70	110									
Elvira DeAngelis	118	74	66	60	120									
	120	73	67	55	119									
Catherine Reardon		80	71	57	105									
	132	78	72	52	104									
Andrew Walker	121	75	73	54	111									
	122	73	74	50	110									
Norma Mattos	120	83		59	95									
	122	81	75	55	94									
Eileen A. Trahan	121	78	76	58	114									
	122	77	77	53	113									
Isabella Ronayne	119	73	65	53	94									
	120	71	66	49	92									
Sophie S. Kelley		74		62	96									
	125	72	77	58	95									
Peter Donati, Jr.	118	83	69	64	101									
	120	81	71	60	100									
Irene K. Paradiso	119	70	70	56	100									
	120	68	71	52	99									
Doroathy Iannino	120	75	72	61	95									
	121	73	73	56	94									
Joseph E. Favaloro, Jr.	126	71	68	53	97									
	127	69	70	48	96									
John D. Ciampa	141	89		63	107									
	142	86	81	59	106									
Richard A. Nelson	116	70	70	52	98									
	117	68	71	48	97									
Carl Regolino	115	72	68	52	109									
	116	70	69	47	108									
John J. O'Neil	130	77		61	121									
	131	75	76	59	119									
Stephen F. Mitrano	128	77	69	69	100									
	129	75	70	63	99									
Lucille E. Ventura	117	75	80	61	98									
	119	73	81	57	97									
Jane D. Bennett	121	73	66	57	111									
	122	71	67	52	110									
Catherine R. Collins	121	77	70	57	120									
	122	75	71	53	120									
David O'Neil	126	78	72	60	99									
	126	76	74	53	97									
Elsie Drinkwater	126	73	67	56	97									
	126	71	68	52	96									
Emily Silva	127	73		62	98									
	128	71	70	58	97									
Elena Russell	120	71	68	59	96									
	119	70	69	54	95									
WARD COMMITTEE - WARD TWO														
Francis B. Bakey						21	98	52	75	96	78			
Patricia D. Jehlin						28	134	71	130	138	78			
William J. Joyce						38	132	67	90	109	71			
Claire A. McMahon						24	105	46	82	89	58			
James W. Stace						20	113	41	61	77	55			
Mary J. Noone						21	93	43	67	104	46			
Alba Percuoco						32	76	40	65	78	40			
Patricia A. Berg						19	77	44	65	87	50			

RECORD OF VOTES CAST IN THE VARIOUS PRECINCTS OF THE CITY OF SOMERVILLE

DEMOCRATIC

	Ward One					Ward Two						Ward		
	1	2	3	4	5	1	2	3	4	5	6	1	2	3
Total Number of Votes Cast	340	219	239	211	253	85	285	159	236	313	191	297	295	314
<u>WARD COMMITTEE - WARD TWO CONT'D</u>														
Gerald P. Redmond, Jr.						17	79	43	63	97	42			
Richard E. Gately, Jr.						15	85	41	62	74	53			
Lawrence F. Wheeler						19	89	37	67	69	45			
Margaret F. Doherty						21	105	52	88	89	57			
Roy J. McDonald						22	88	52	62	77	47			
James H. Welch, Jr.						22	77	40	56	74	44			
John Cangiamila						18	75	39	58	82	46			
Eleanor Dunne						19	81	43	62	97	48			
Lawrence J. Murphy						21	102	47	78	76	55			
James P. McMahon						24	97	42	68	76	58			
Robin M. Redmond						16	81	44	63	94	41			
John F. Cusack						22	119	43	69	74	57			
Eileen Bakey						19	102	51	70	87	65			
Samie Lake, Jr.						16	73	42	53	73	42			
Alvaro B. Pontes						15	73	35	58	72	44			
M. Rebecca Gardiner						18	82	43	64	80	49			
Ellen Kenney						23	85	50	71	89	62			
Maureen P. McMahon						17	92	51	75	84	54			
Alice L. McDonnell						17	87	46	67	107	46			
John J. McDonnell						17	82	42	59	93	43			
Anna Wischmann						19	104	43	70	82	51			
Maureen Varney						18	77	49	72	84	46			
Anne Smith						18	80	44	69	86	45			
Paul E. Cusack						19	112	46	56	76	55			
Mary Ellen Duckett						18	90	44	71	89	46			
Paul R. O'Brien						21	73	39	59	74	56			
Ellen M. Silva						20	94	47	71	89	77			
Blanks						2261	6763	3966	5844	7933	4835			
<u>WARD COMMITTEE - WARD THREE</u>														
Denis L. McKenna												132	119	123
Michael D. McKenna												127	118	125
Robert U. Campo												105	85	84
Thomas F. Taylor												128	171	160
Joseph A. Regan												87	85	97
Stella Rezendes												84	85	102
Robert E. Colt												69	97	97
Jeanne E. Gillis												85	89	123

AT THE PRESIDENTIAL PRIMARY HELD THEREIN, March 13, 1984

342 R

DEMOCRATIC

Three		Ward Four				Ward Five					Ward Six					Ward Seven					Totals			
4	5	1	2	3	4	5	6	1	2	3	4	5	6	1	2	3	4	5	1	2	3	4	5	
288	268	303	220	289	327	240	269	265	274	301	293	221	321	330	369	317	292	233	325	302	304	430	259	10,477
								96	99	90	103	96	106											590
								82	83	69	100	86	101											521
								96	96	103	92	84	104											575
								75	83	77	94	89	122											540
								119	72	62	83	109	88											533
								83	74	68	100	86	106											517
								108	75	68	97	97	92											537
								86	79	66	96	86	93											506
								84	73	61	90	82	88											478
								115	78	74	97	97	101											562
								94	80	73	148	92	113											600
								91	83	73	145	90	112											594
								88	109	80	107	91	133											608
								80	72	79	94	81	94											500
								96	69	70	92	82	87											496
								82	96	73	94	83	107											535
								81	78	65	120	89	88											521
								89	72	66	88	81	100											496
								100	70	62	88	91	84											495
								83	72	66	93	80	90											484
								80	78	71	88	82	103											502
								84	87	96	89	34	90											480
								75	74	60	101	80	87											477
								108	77	79	95	94	104											557
								103	77	70	93	87	102											532
								88	80	76	94	87	98											523
								103	84	66	93	99	96											541
								5821	6606	7826	6602	7482												38874
														221	202	170	182	130						905
														120	119	87	124	79						529
														130	132	98	107	85						552
														156	162	141	146	112						717
														129	142	91	96	85						543
														141	140	112	103	98						594
														159	121	101	110	92						583
														115	123	91	86	85						500

AT THE PRESIDENTIAL PRIMARY HELD THEREIN, March 13, 1984

343R

DEMOCRATIC

Three		Ward Four				Ward Five				Ward Six					Ward Seven					Totals					
4	5	1	2	3	4	5	6	1	2	3	4	5	6	1	2	3	4	5	1	2	3	4	5		
288	268	303	220	289	327	240	269	265	274	301	293	221	321	330	369	317	292	233	325	302	304	430	259	10,477	
														114	139	83	92	78							506
														121	133	93	89	85							521
														113	112	90	101	80							496
														114	116	83	82	79							474
														119	130	98	97	89							533
														115	125	91	90	83							504
														131	116	87	86	85							505
														113	104	75	105	73							470
														128	123	77	124	80							532
														112	110	79	82	73							456
														141	119	86	94	81							521
														109	119	81	80	74							463
														107	115	81	79	73							455
														118	129	95	88	82							512
														122	116	72	87	78							475
														111	110	84	83	80							468
														117	120	85	94	89							505
														102	109	71	81	73							436
														110	108	78	107	76							479
														116	108	83	85	79							471
														128	113	76	86	76							479
														132	121	90	86	88							517
														110	108	78	78	75							449
														118	123	85	95	76							497
														108	117	74	79	71							449
														121	107	76	127	76							507
														117	110	77	126	78							508
														7212	8614	7976	6761	5259							35824
																			140	136	147	214	154		791
																			103	91	109	162	116		581
																			129	108	129	175	117		658
																			116	94	105	153	96		564
														102	87	99	161	88							537
																			114	103	109	162	101		589
																			119	93	117	167	106		602
																			103	95	97	153	106		554

AT THE PRESIDENTIAL PRIMARY HELD THEREIN, March 13, 1984

344R

DEMOCRATIC

Three		Ward Four						Ward Five						Ward Six					Ward Seven					Totals
4	5	1	2	3	4	5	6	1	2	3	4	5	6	1	2	3	4	5	1	2	3	4	5	
288	268	303	220	289	327	240	269	265	274	301	293	221	321	330	369	317	292	233	325	302	304	430	259	10,477
																			126	96	100	150	91	563
																			121	110	101	158	89	579
																			118	97	100	155	85	555
																			108	94	118	163	101	584
																			106	88	98	168	101	561
																			140	102	111	170	102	625
																			122	85	103	149	91	550
																			104	90	97	159	109	559
																			142	109	123	179	115	668
																			115	81	103	153	98	550
																			119	73	113	152	93	550
																			101	85	111	151	86	534
																			138	123	156	194	122	733
																			105	86	110	149	90	540
																			113	93	106	155	104	571
																			106	83	108	146	105	548
																			106	81	108	145	108	548
																			101	82	97	145	108	533
																			109	93	98	164	89	553
																			91	83	94	142	86	496
																			143	125	138	196	114	716
																			91	80	98	135	86	490
																			111	81	102	160	90	544
																			103	81	97	160	94	535
																							2	2
																							2	2
																			1				2	3
																							2	2
																			2					2
																			2					2
																			1					1
																			1					1
																			6728	5656	5226	8619	5039	33265

REPUBLICAN

Three		Ward Four				Ward Five					Ward Six					Ward Seven					Totals			
4	5	1	2	3	4	5	6	1	2	3	4	5	6	1	2	3	4	5	1	2	3	4	5	
6	6	3	5	8	17	9	12	2	5	8	10	2	10	15	12	17	12	7	14	10	14	24	11	330
3	5	2	4	4	15	8	11	2	4	7	7	2	8	8	11	13	7	5	10	8	9	15	10	256
1	0	1	0	1	1	1	0	0	0	0	1	0	1	3	0	1	1	2	1	1	1	1	0	21
																								1
1																					1			2
				2	1					1			1		1			1	1	1		1		11
				1			1		1	1			1					1		1				8
															1	1								3
1	1	0	1	0	0	0	0	0	0	1	0	0	0	2	1	1	4	0	1	0	1	8	0	28
0	1	1	1	1	3	4	1	0	1	2	3	0	2	2	2	5	2	0	5	3	4	7	4	75
0	0	0	0	0	0	0	0	0	1	0	0	0	0	4	1	0	1	0	0	1	0	1	0	13
0	2	2	2	2	2	1	0	0	2	0	2	0	2	1	1	3	1	1	0	1	2	1	1	34
6	1	0	1	1	8	2	7	2	1	5	4	2	5	8	6	6	5	3	6	3	6	9	6	141
0	2	0	1	4	4	2	4	0	0	1	1	0	1	0	2	3	3	3	3	2	2	6	0	67
1	1	3	3	1	2	5	2	1	2	3	4	0	3	4	3	5	3	1	3	2	8	10	2	97
1	1	0	0	1	4	1	0	0	0	1	1	2	1	4	2	1	2	0	1	3	1	1	0	34
4	3	0	1	2	8	0	7	1	2	2	4	0	5	7	5	6	3	2	8	4	2	8	9	130
0	1	0	1	4	3	3	3	0	1	2	1	0	1	0	2	5	4	4	2	1	3	5	0	69
			2	2	2	13	6	6																31
			2	2	2	12	6	7																31
			2	2	2	12	6	6																30
			2	1	2	12	6	7																30
			2	1	2	12	6	6																29
			3	2	2	13	6	5																31
			3	1	2	13	6	6																31
			2	1	2	12	6	8																31
			6	28	48	37	24	45																188

1
9

A TRUE COPY ATTEST:
Barbara Jansen
CHAIRMAN

346L

RECORD OF ABSENT VOTERS
 TABULATED FROM THE TALLY SHEETS OF THE PRELIMINARY ELECTION March 13, 1984

Ward	Pct.	REGISTERED VOTERS								
		Ballots Mailed		Ballots Cast		Not Returned	Defective	Returned too late	Voted in Person	
		Dem	Rep	Dem	Rep				Dem	Rep
1	1	8	1	5	1			2	2	
1	2									
1	3	1		1						
1	4	1		1					3	
1	5									
2	1									
2	2	6		5		1			1	
2	3	2		2					2	
2	4	1						1		
2	5	2		2					1	
2	6	2		2					5	
3	1	2	1	2		1				
3	2	3	1	2		2			3	
3	3	5	3			8			2	
3	4	2		2					2	
3	5	4	1	4	1				2	
4	1	4		4					1	
4	2									
4	3								1	
4	4	4	2	2	1	3			1	
4	5	5		4		1			1	
4	6	4	1	3	1	1			2	
5	1	3		3					2	
5	2	6	1	4	1	2			1	
5	3	2		1		1			1	
5	4	2		2						
5	5	3		2		1				
5	6	3		1		2				
6	1	1		1					2	
6	2	4		3			1		1	
6	3	2		2					1	
6	4	1		1					1	
6	5	2		1				1	1	
7	1	3	1	2				2	4	
7	2									
7	3								2	1
7	4	3	2	3	1	1			1	
7	5	2		2					1	
Totals		93	14	69	6	25	1	6	47	1

RECORD OF ABSENT VOTERS

346R

TABULATED FROM THE TALLY SHEETS OF THE PRELIMINARY ELECTION March 13, 1984

NON REGISTERED VOTERS

Ballots Mailed		Ballots Cast		Not Ret.	Defective			Returned too late	
Dem	Rep	Dem	Rep						
2		1		1					
1				1					
	1		1						
	1			1					
	1					1			
1		1							
1								1	
	1		1						
2				2					
7	4	2	2	5		1		1	

DEMOCRATIC

	Ward One					Ward Two					Ward			
	1	2	3	4	5	1	2	3	4	5	6	1	2	3
Total Number of Votes Cast	674	380	472	469	403	179	383	216	369	417	288	646	472	540
<u>SENATOR IN CONGRESS</u>														
David M. Bartley 25 Hillcrest Rd., Holyoke	39	34	20	34	22	18	41	16	18	27	13	45	24	35
Michael Joseph Connolly 42 Cerdan Av, Boston	85	43	55	58	56	12	33	19	39	46	34	56	51	64
John F. Kerry 216 Beacon St., Boston	324	166	232	210	203	82	140	102	140	164	129	306	178	230
James M. Shannon 162 E. Haverhill St., Lawrence	183	111	131	141	96	47	151	68	147	166	103	204	200	185
Write ins														
Richardson		1												
Shamie		6							1		1			
Blanks	43	19	34	26	26	20	18	11	24	14	8	35	19	26
<u>REPRESENTATIVE IN CONGRESS - Eighth Cong. Dist.</u>														
Thomas P. O'Neill, Jr. 26 Russell St., Camb.	475	289	349	343	271	111	295	162	260	330	230	492	368	398
Robert Meaney Cappucci 176 Orient Av, Boston	108	48	67	73	72	35	32	25	40	42	21	72	39	60
Debra Gelber 5 Victory Rd., Boston	30	11	21	31	18	14	25	13	26	16	17	28	27	31
Write ins														
Jefferson											1			
Blanks	61	32	35	22	42	19	31	16	43	28	20	54	38	51
<u>COUNCILLOR - Sixth District</u>														
Joseph A. Langone, III 190 North St, Boston	314	178	246	248	221	96	119	87	134	163	116	299	193	225
Mary McQueeney Aliberti 60 Ashland St, Medford	112	62	79	81	47	30	81	41	65	77	46	88	78	90
Robert W. Collins 12 Benmor St., Medford	158	79	88	96	80	25	91	39	84	80	75	127	101	99
Blanks	90	61	59	44	55	28	92	49	86	97	51	132	100	126
<u>SENATOR IN GENERAL COURT - Second Mdsx. Dist.</u>														
Salvatore (Sal) R. Albano 51 Mt. Vernon St. Somerville	344	187 188	256 257	180	212	104 103	213	107 108	206	216 217	157 156	278 276	214	290
David W. Collins 12 Benmor St., Medford	17	14	9	11	9	5	12	8	9	17	16	12	13	9
Robert J. Maloney 63 Sheridan Av., Medford	64	48	55	56	67	11	57	25	58	60	31	72	51	65
Vincent J. Piro 183 Central St., Somerville	231 232	117	149	216	104	57 56	90	69	81	104	67	265	183	164
Write ins														
Denis McKenna														
George L. Leavitt, Jr.	1													
Blanks	21 20	12 13	5	6	11	2 4	11	7 6	14 15	18 19	17 18	19 21	11	13
<u>COUNTY COMMISSIONER</u>														
Thomas J. Larkin 246 Carlisle Rd., Bedford	197	107	126	118	123	25	84	45	106	126	67	173	152	135
Michael E. McLaughlin 61 Rivercliff Rd. Lowell	228	135	178	149	133	37	112	62	107	122	89	208	137	164
Robert W. Keough 8 Brookdale Cir., Billerica	116	72	78	81	75	62	145	64	122	84	84	178	111	125
Albert Joseph Onessimo 50 Main St, Som.	208	126	155	184	121	43	72	53	82	100	59	166	113	160
Anthony D. Pini 159 Cambridge St, Camb.	166	74	128	136	93	58	69	40	70	92	76	126	97	119
Blanks	433	246	279	270	261	133	284	168	251	310	201	441	334	377

DEMOCRATIC

	Three		Ward Four					Ward Five					Ward Six					Ward Seven					Totals			
	4	5	1	2	3	4	5	6	1	2	3	4	5	6	1	2	3	4	5	1	2	3		4	5	
	502	496	641	492	625	685	645	645	612	506	507	586	509	574	595	591	463	488	385	575	508	582	882	650	19652	
	41	30	45	41	61	53	47	44	62	37	28	49	31	47	39	37	31	43	22	48	35	38	67	58	1420	
	59	72	78	57	56	80	90	89	73	41	36	67	62	73	71	63	39	66	39	59	48	53	75	57	2154	
	215	205	267	203	232	308	272	288	279	216	217	241	240	253	247	218	177	187	147	229	227	213	397	285	8369	
	169	173	208	150	229	205	189	185	160	181	206	197	142	179	210	253	195	171	157	208	165	243	295	214	6617	
																									1	
										2																11
	18	16	43	41	47	39	47	39	38	29	20	32	34	22	28	20	21	21	19	31	33	35	48	36	1080	
	358	389	442	319	404	502	406	461	445	362	377	434	346	431	446	449	364	362	293	408	376	420	667	473	14307	
	77	53	98	104	130	90	150	122	97	69	61	85	96	77	67	60	33	64	40	92	68	89	103	97	2756	
	26	24	39	15	29	40	30	23	20	32	30	29	22	26	36	29	27	25	20	33	21	22	47	31	984	
																										1
	41	30	62	54	62	53	59	39	50	43	39	38	45	40	46	53	39	37	32	42	43	51	65	49	1604	
	222	188	284	262	275	305	304	326	320	219	187	242	244	261	234	210	144	162	148	232	197	240	341	279	8465	
	91	105	111	83	124	111	114	98	82	83	99	102	91	114	99	103	106	90	75	114	108	109	142	102	3433	
	95	119	134	71	108	150	129	133	125	103	80	136	98	122	135	111	96	139	74	120	102	124	269	174	4169	
	94	84	112	76	118	119	98	88	85	101	141	106	76	77	127	167	117	97	88	109	101	109	130	95	3585	
	204	193	263	166	206	²⁸⁴ 255	240	¹⁹⁴ 193	130	¹⁸⁷ 186	248	¹⁹⁵ 194	137	235	263	363	257	¹⁸⁶ 185	¹⁸⁸ 189	290	255	258	334	262	8470	
	20	19	15	⁷ 8	7	23	16	16	4	22	10	16	15	¹⁰ 11	17	20	15	13	¹⁷ 17	15	18	16	⁴⁰ 41	²⁵ 26	550	
	67	66	⁸¹ 82	48	44	87	72	⁸⁰ 80	55	71	57	73	45	74	78	⁴⁷ 47	56	¹⁰⁷ 108	52	93	58	¹⁵⁷ 155	¹⁵⁴ 155	88	²⁴³⁰ 2427	
	198	205	²⁶¹ 260	²³⁷ 256	357	³⁰⁷ 307	²⁹⁸ 298	³⁴¹ 341	⁴¹⁷ 416	215	175	293	³⁶³ 304	242	225	138	132	170	¹¹⁷ 117	¹⁷¹ 172	¹⁶⁵ 164	235	³²⁹ 327	254	¹⁷⁰³ 7605	
															2											3
																1										
	13	13	21	14	11	13	²⁰ 19	¹³ 15	⁶ 7	¹¹ 12	17	⁹ 10	⁸ 8	¹³ 12	10	²⁴ 23	³ 4	12	10	65	¹¹³ 113	¹⁵ 16	25	20	⁴⁸⁷ 494	
	124	163	155	100	156	198	172	160	160	125	163	160	146	185	186	201	168	160	120	191	145	160	256	163	5501	
	167	219	198	147	184	249	188	250	218	169	152	215	175	213	189	171	136	175	121	174	160	189	340	220	6480	
	119	114	102	70	79	131	87	99	98	83	93	102	74	109	96	104	73	90	74	97	79	99	188	128	3785	
	132	114	225	179	205	210	226	231	178	159	130	175	182	165	175	138	112	147	101	196	178	190	259	224	5873	
	111	87	142	154	155	146	173	144	154	123	99	117	123	128	108	97	84	86	61	135	118	140	177	180	4386	
	351	295	460	334	471	436	444	406	416	353	377	403	318	348	436	471	353	318	293	357	336	386	544	385	13279	

RECORD OF VOTES CAST IN THE VARIOUS PRECINCTS OF THE CITY OF SOMERVILLE

DEMOCRATIC

	Ward One					Ward Two						Ward			
	1	2	3	4	5	1	2	3	4	5	6	1	2	3	
Total Number of Votes Cast	674	380	472	469	403	179	393	216	369	417	288	646	472	540	
<u>COUNTY TREASURER</u>															
William J. Gustus	161 Burlington Av., Wilmington	55	36	33	31	39	16	40	33	46	60	30	93	65	80
Rocco J. Antonelli	63 Swan Road, Winchester	53	26	40	43	41	18	28	10	27	25	20	65	41	40
Daniel H. Ballou, Jr.	194 Woburn St., Wilmington	28	18	7	17	17	10	14	3	17	18	8	18	15	17
Thomas F. Coughlin	43 Porter Rd., Cambridge	86	61	52	49	60	18	65	24	52	82	67	53	79	59
Leo P. Henebury, Jr.	4 High St., Somerville	169	67	119	126	72	33	96	58	73	75	51	137	93	118
Joseph E. LeBlanc	13 School Lane, Billerica	14	5	15	13	5	5	7	6	6	8	6	10	7	14
Vincent A. LoPresti	30 High St., Stoneham	199	125	156	155	135	55	68	45	85	81	64	191	107	130
Blanks		70	42	50	35	34	24	65	37	63	68	42	79	65	82
<u>REGISTER OF PROBATE</u>															
Paul J. Cavanaugh	158 Pine Ridge Rd., Medford	505	273	354	370	287	118	254	146	249	279	190	440	322	358
Write ins												1			
Blanks		169	107	118	99	116	61	129	70	120	138	97	206	150	182
<u>REPRESENTATIVE IN GENERAL COURT - 29th Mdsx. District</u>															
Peter A. Vellucci	223 Harley St., Cambridge						151	250	153	257		213			
Blanks							28	133	63	112		75			
<u>REPRESENTATIVE IN GENERAL COURT - 30th Mdsx. District</u>															
Vincent Paul Ciampa	64 Ossipee Rd., Somerville														
Joseph K. Mackey	23 Jaques St., Somerville														
Robert B. Regan	328 Warwick St., Somerville														
Blanks															
<u>REPRESENTATIVE IN GENERAL COURT - 31st Mdsx. District</u>															
Marie E. Howe	19 Pembroke St., Somerville	382	221	278	298	223					209		307	196	227
Joseph A. Biondo	48 Porter St., Somerville	29	6	10	15	14					13		21	23	21
John R. Buonomo	144 School St., Somerville	251	143	172	152	150					179		301	240	283
Write ins											1				
Blanks		12	10	12	4	16					15		17	13	9

RECORD OF THE VOTES CAST IN THE VARIOUS PRECINCTS OF THE CITY OF SOMERVILLE

REPUBLICAN

	Ward One					Ward Two						Ward		
	1	2	3	4	5	1	2	3	4	5	6	1	2	3
<u>Total Number of Votes Cast</u>	41	19	16	26	23	6	29	11	14	24	18	45	28	49
<u>SENATOR IN CONGRESS</u>														
Elliot L. Richardson 617 Boylston St., Brookline	13	11	8	11	7	3	13	3	7	10	7	17	10	25
Raymond Shamie 8 Tetreault Dr., Walpole	25	7	8	15	15	3	16	7	7	13	11	25	18	24
Write ins		1												
Blanks	3	0	0	0	1	0	0	1	0	1	0	3	0	0
<u>Representative in Congress 8th Cong. Dist.</u>														
Write ins														
Blanks	41	19	16	26	23	6	29	11	14	24	18	45	28	49
<u>Councillor 6th Dist.</u>														
Write ins		2												
Blanks	41	17	16	26	23	6	29	11	14	24	18	45	28	49
<u>Senator in General Court 2nd Mdsx. Dist.</u>														
Write ins:														
George Leavitt				1							2		1	
V. Piro		3												
S. Albano														
All Others				1										
Blanks	41	16	16	24	23	6	29	11	14	24	16	45	27	49
<u>Representative in General Court 29th Mdsx. Dist.</u>														
Blanks						6	29	11	14		18			
<u>Representative in General Court 30th Mdsx. Dist.</u>														
Blanks														
<u>Representative in General Court 31st Mdsx. Dist.</u>														
Write ins		3		1									1	1
Blanks	41	16	16	25	23					24		45	27	48
<u>Register of Probate</u>														
Write ins		2												
Blanks	41	17	16	26	23	6	29	11	14	24	18	45	28	49
<u>County Commissioner</u>														
Nicholas S. Polio 39 Griscom Road, Sudbury	21	10	7	16	14	4	13	5	6	11	5	26	9	21
Write ins		2												1
Blanks	20	7	9	10	9	2	16	6	8	13	13	19	19	27
<u>Treasurer</u>														
Write ins		3												
Blanks	41	16	16	26	23	6	29	11	14	24	18	45	28	49

AT THE STATE PRIMARY HELD THEREIN, SEPTEMBER 18, 1984

349R

REPUBLICAN

Three		Ward Four				Ward Five				Ward Six				Ward Seven										
4	5	1	2	3	4	5	6	1	2	3	4	5	6	1	2	3	4	5	1	2	3	4	5	
32	30	39	24	39	47	41	22	33	28	34	37	26	34	45	52	66	43	53	51	31	50	93	45	1344
10	11	15	6	20	25	9	14	9	9	13	7	7	17	16	21	33	17	17	19	12	23	36	18	529
20	18	24	18	19	21	30	8	18	19	21	30	18	17	29	31	32	26	36	30	19	26	55	26	785
																								1
2	1	0	0	0	1	2	0	6	0	0	0	1	0	0	0	1	0	0	2	0	1	2	1	29
																								6
32	30	39	24	39	47	41	16	33	28	34	37	26	34	45	52	66	43	53	51	31	50	93	45	1338
																								2
32	30	39	24	39	47	41	22	33	28	34	37	26	34	45	52	66	43	53	51	31	50	93	45	1342
				1			1			1			1	4			8	4	3		1			28
				1															5					9
																	1	1						2
										1														2
32	30	39	24	37	47	41	21	33	28	32	37	26	33	41	52	66	34	48	43	31	49	93	45	1303
																								78
			24	39		41	22	33			37	26		45		66	43	53	51	31	50	93	45	699
										1														7
32	30	39			47				28	33			34		52									560
																								2
32	30	39	24	39	47	41	22	33	28	34	37	26	34	45	52	66	43	53	51	31	50	93	45	1342
14	10	21	14	16	23	14	18	14	15	16	21	15	18	16	19	28	22	26	23	11	26	54	21	643
										1						1								5
18	20	18	10	23	24	27	4	19	13	17	16	11	16	29	33	37	21	27	28	20	24	39	24	696
																								3
32	30	39	24	39	47	41	22	33	28	34	37	26	34	45	52	66	43	53	51	31	50	93	45	1341

A TRUE COPY ATTEST:

Barbara J. Jones
CHAIRMAN

RECORD OF ABSENT VOTERS
 TABULATED FROM THE TALLY SHEETS OF THE STATE PRIMARY - SEPTEMBER 18, 1984

351 L

	REGISTERED VOTERS												NON-REGISTERED VOTERS											
	Wd	Pct	Ballots Mailed		Ballots Cast		Not Returned		Defec-tive		Returned too late		Voted in person		Ballots Mailed		Ballots Cast		Not Returned		Defec-tive		Returned too late	
			Dem.	Rep.	Dem.	Rep.	Dem.	Rep.	Dem.	Rep.	Dem.	Rep.	Dem.	Rep.	Dem.	Rep.	Dem.	Rep.	Dem.	Rep.	Dem.	Rep.	Dem.	Rep.
1	1	27	3	12	3	6		8		1		8	1	2	1	1		1	1					
1	2	2		1				1																
1	3	5		5								1												
1	4	6		5				1						1				1						
1	5	4		1		3						2												
2	1	2	1	1		1	1																	
2	2	3		2		1						3												
2	3	3		2		1						6												
2	4	2		1		1						3												
2	5	6		6								5	1	1				1			1			
2	6	3		3								2	1		1									
3	1	31	2	21	1	8	1	2				3	1		1					1				
3	2	21		19		2						4												
3	3	9	1	6		2	1			1		4	2											
3	4	7		5		2						7	2		1					1				
3	5	35	4	34	4	1						2		1	1					1	1			
4	1	5	1	3	1	1				1		5			1		1							
4	2	6	1	3	1	1		1		1		1		1					1					
4	3	13	2	7	2	6						2		1						1				
4	4	2	2	2	2							4			1					1				
4	5	12	1	12			1					1		1									1	
4	6	6	2	5	2	1						2	1	2	1		2			1				
5	1	7		5				1		1		3												
5	2	8		7		1						2												
5	3	6		5						1		7		2					2					
5	4	4		2		1				1		3												
5	5	6		5		1						3												
5	6	4		4								2	1											
6	1	1		1								2												
6	2	5		5								2		1					1					
6	3	9	1	8							2	3		1						1				
6	4	3	1	1	1	2						4		1		1								
6	5	6		2		3		1				3		1		1								
7	1	6	1	3	1			3				6		1					1					
7	2	2	2	1		1	2							1			1							
7	3	11		8		1		1		1		6		1		1								
7	4	9	2	9	1						1	2		1	1	1				1				
7	5	8		5		1					2	3		1						1				
TOTALS			305	27	227	19	48	6	19		12	1	116	8	22	9	6	4	8	9	2	1	1	

Three		Ward Four						Ward Five						Ward Six					Ward Seven						
4	5	1	2	3	4	5	6	1	2	3	4	5	6	1	2	3	4	5	1	2	3	4	5		
235	246	367	298	314	420	418	428	316	308	239	279	241	314	287	367	285	290	252	271	230	262	437	244	11,122	
		12	3	9	12	10	5																	51	
		5	5	6	10	5	22																	53	
		246	144	203	268	239	210																	1,310	
		95	138	83	112	151	183																	762	
		9	8	13	18	13	8																	69	
														126	122	145	169	124							686
														72	191	85	59	72							479
														77	39	39	51	41							247
														12	15	16	11	15							69

A TRUE COPY ATTEST:
Barbara J. Jansen
 CHAIRMAN

RECORD OF ABSENT VOTERS
 TABULATED FROM THE TALLY SHEETS OF THE CITY PRELIMINARY ELECTION HELD October 8, 1985

354 R

REGISTERED VOTERS

Wd	Pct	Ballots Mailed	Ballots Cast	Not Returned	Defec tive	Returned too late	Voted in person
1	1	15	10	2	2	1	1
1	2	1	1				
1	3	2	2				
1	4	2	1			1	
1	5						
2	1	1	1				
2	2	6	5	1			4
2	3						
2	4	2	1	1			
2	5	5	5				
2	6	5	5				
3	1	7	7				1
3	2	5	5				
3	3	6	4	2			2
3	4	1	1				
3	5	11	9	1		1	2
4	1	1				1	3
4	2	1	1				
4	3	4	1	3			
4	4	6	4	1	1		2
4	5	7	6	1			
4	6	2	2				
5	1	1	1				
5	2	4	4				2
5	3	1	1				2
5	4	1		1			
5	5	3	1		2		
5	6	2	2				
6	1						
6	2	4	4				2
6	3	4	2	2			
6	4	1	1				
6	5	1	1				
7	1	2	2				1
7	2						
7	3	5	4			1	
7	4	12	11	1			
7	5	1	1				1
		132	106	16	5	5	23

Record of Votes Cast IN The Various Precincts of The City of Somerville

DEMOCRATIC

	Ward One			Ward Two						Ward				
	1	2	3	4	5	1	2	3	4	5	6	1	2	3
	Total Number of Votes Cast													
<u>GOVERNOR</u>	679	396	457	460	407	221	505	238	480	481	411	645	517	555
MICHAEL S. DUKAKIS 85 PERRY ST. BROOKLINE	509	305	343	340	332	174	392	180	369	368	319	505	403	445
OTHER	3	1	0	0	0	0	0	0	0	0	2	0	2	1
BLANKS	167	90	114	120	75	47	113	58	111	113	90	140	112	109
<u>LIEUTENANT GOVERNOR</u>														
GERARD D'AMICO 673 FRANKLIN ST. WORCESTER	259	170	175	213	167	111	157	92	162	181	130	260	222	196
EVELYN F. MURPHY 148 FULLER ST. BROOKLINE	371	192	255	211	221	83	322	125	274	262	250	336	260	318
OTHER	0	0	0	0	0	0	0	0	0	0	0	0	0	0
BLANKS	49	34	27	36	19	27	26	21	44	38	31	49	35	41
<u>ATTORNEY GENERAL</u>														
JAMES M. SHANNON 401 PROSPECT ST. LAWRENCE	420	238	261	273	244	114	293	128	264	250	209	373	279	299
JOANN SHOTWELL 62 JACKSON ST. CAMBRIDGE	195	116	147	131	119	62	175	81	156	175	158	208	188	202
OTHER	0	0	0	0	0	0	0	0	0	0	0	0	0	0
BLANKS	64	42	49	56	44	45	37	29	60	56	44	64	50	54
<u>SECRETARY</u>														
MICHAEL JOSEPH CONNOLLY 42 CERDAN AV. BOSTON	496	280	330	354	297	146	363	171	336	312	284	465	354	388
OTHER	0	0	0	0	0	0	0	0	0	0	0	0	0	0
BLANKS	183	116	127	106	110	75	142	67	144	169	127	180	163	167
<u>TREASURER</u>														
ROBERT Q. CRANE 7 MOUNTVIEW RD. WELLESLEY	471	254	305	329	266	131	327	154	303	292	258	441	325	343
OTHER	0	1	0	0	0	0	0	0	1	0	0	0	0	0
BLANKS	208	141	152	131	141	90	178	84	176	189	153	204	192	212
<u>AUDITOR</u>														
A. JOSEPH DeNUCCI 119 WARWICK RD. NEWTON	344	210	234	243	226	134	230	102	189	209	172	345	203	296
MAURA A. HENNIGAN 148 THORNTON RD. BOSTON	211	103	122	123	107	36	158	70	137	138	135	165	148	120
CHARLES CALVIN YANCEY 3 HOOPER ST. BOSTON	43	24	35	34	31	12	31	18	57	51	36	43	65	46
OTHER	0	0	0	0	0	0	0	0	0	0	0	0	0	0
BLANKS	81	59	66	60	43	39	86	48	97	83	68	92	101	93
<u>CONGRESSMAN - EIGHTH CONG. DISTRICT</u>														
GEORGE BACHRACH 139 MAPLEWOOD ST. WATERTOWN	88	70	66	70	75	30	134	53	110	145	96	125	111	138
RICHARD A. BLACK 55 CENTRE ST. QUINCY	5	0	0	0	0	2	0	0	0	0	1	0	1	0
ROBERT MEANY CAPPUCCI 12 BARNES AV. BOSTON	7	12	3	4	7	3	0	2	6	3	3	8	1	3
FLORENZO DIDONATO 197 FOREST ST. ARLINGTON	4	1	1	1	2	1	0	1	2	3	1	4	0	3
THOMAS M. GALLAGHER 59 ALDIE ST. BOSTON	2	1	0	1	1	0	0	0	1	0	0	2	1	3
CARLA B. JOHNSTON 86 WENDELL ST. CAMBRIDGE	6	2	6	1	4	1	6	2	1	9	3	3	5	8
JOSEPH P. KENNEDY, II 73 BIGELOW ST. BOSTON	484	257	325	318	262	153	260	128	272	237	242	405	256	304

DEMOCRATIC

	THREE			WARD FOUR			WARD FIVE					WARD SIX					WARD SEVEN					TOTALS			
	4	5	1	2	3	4	5	6	1	2	3	4	5	6	1	2	3	4	5	1	2		3	4	5
	495	507	658	440	655	678	646	610	583	507	574	527	537	563	622	633	527	484	453	583	528	570	861	615	20309
	371	385	493	338	466	543	471	469	412	381	451	401	406	429	464	486	411	361	334	450	406	429	746	481	15568
	2	0	0	0	5	1	3	0	0	0	0	0	2	0	2	0	3	0	3	5	0	0	0	2	37
	122	122	165	102	184	134	172	141	171	126	123	126	129	134	156	147	113	123	116	128	122	141	115	132	4703
	216	170	298	201	251	239	256	263	234	210	228	202	209	244	243	233	196	197	165	247	210	237	293	234	7971
	254	305	296	198	349	399	339	316	314	251	310	283	287	295	350	370	287	260	257	292	289	293	519	338	10931
	0	0	0	0	0	0	0	0	0	0	0	0	0	0	0	0	0	0	0	0	0	0	0	0	0
	25	32	64	41	55	40	51	31	35	46	36	42	41	24	29	30	44	27	31	44	29	40	49	43	1406
	293	301	379	263	360	405	369	367	355	291	295	320	310	345	352	323	259	296	227	334	304	327	505	393	11618
	170	152	204	118	215	227	185	181	163	155	220	151	165	162	226	251	206	155	172	183	181	176	280	165	6576
	0	0	0	0	0	0	0	0	0	0	0	0	0	0	0	0	0	0	0	0	0	0	0	0	0
	32	54	75	59	80	46	92	62	65	61	59	56	62	56	44	59	62	33	54	66	43	67	76	57	2114
	332	373	473	314	435	498	451	460	426	334	376	391	389	403	438	412	339	338	290	398	376	384	648	457	14311
	0	0	0	0	0	0	0	0	0	0	0	0	0	0	0	0	0	0	0	0	0	0	0	0	0
	163	134	185	126	220	180	195	150	157	173	198	136	148	160	184	221	188	146	163	185	152	186	213	158	5997
	309	342	432	276	410	457	429	412	412	306	362	354	373	378	388	377	313	304	256	354	349	360	591	427	13170
	0	0	0	0	1	0	0	1	0	0	0	0	0	0	0	0	1	0	0	1	0	0	0	0	6
	186	165	226	164	244	221	217	197	171	201	212	173	164	185	234	256	213	180	197	228	179	210	270	188	7132
	236	242	336	257	332	341	346	362	354	289	276	271	288	304	295	278	217	231	203	265	238	311	417	336	10162
	154	144	157	95	150	205	163	151	137	110	145	154	132	141	192	202	160	152	126	157	140	135	273	156	5504
	45	38	60	32	44	61	38	35	23	31	49	30	34	40	41	48	43	32	42	55	66	35	69	40	1557
	0	0	0	0	0	0	0	0	0	0	0	0	0	0	0	0	0	0	0	0	0	0	0	0	0
	60	83	105	56	129	71	99	62	69	77	104	72	83	78	94	105	107	69	82	106	84	89	102	83	3085
	120	107	137	70	168	172	96	90	83	99	178	99	94	123	156	190	153	117	129	147	129	132	158	93	4351
	0	0	0	0	1	0	0	0	1	1	0	0	2	0	0	1	1	0	0	0	0	0	0	0	16
	5	4	4	4	6	12	8	3	7	7	2	5	0	5	3	1	5	2	2	4	0	7	8	0	166
	3	2	0	3	5	0	4	2	7	4	2	3	5	1	0	1	1	2	4	3	1	3	6	6	92
	1	0	3	0	1	0	1	1	1	1	0	1	1	1	0	0	1	1	0	1	0	1	1	2	31
	7	6	5	5	3	1	4	7	2	9	7	3	5	4	6	14	8	4	10	7	6	5	7	7	199
	279	309	395	304	354	411	451	465	406	307	295	348	370	359	348	298	244	268	202	313	298	360	567	453	12307

Record of Votes Cast IN The Various Precincts of The City of Somerville

	DEMOCRATIC														
	WARD ONE					WARD TWO						WARD			
	1	2	3	4	5	1	2	3	4	5	6	1	2	3	
Total Number of Votes Cast	579	396	457	460	407	221	505	238	480	481	411	645	517	555	
<u>CONGRESSMAN -EIGHTH CONG. DIST.(CONT'D)</u>															
MELVIN H. KING 4 YARMOUTH ST. BOSTON	23	19	28	27	17	15	63	41	62	58	37	65	96	61	
ROBERT O'CONNELL 5 FISKE TER. BOSTON	4	1	0	2	5	0	1	0	0	1	4	2	1	0	
JAMES ROOSEVELT, JR. 14 MEADOW WAY, CAMBRIDGE	46	27	22	31	23	11	37	0	22	20	18	22	40	25	
JAMES A. SPIEGEL 1 CENTRE ST. WATERTOWN	0	0	0	1	0	0	0	0	0	0	0	0	1	0	
OTHER	0	0	0	0	0	0	0	0	0	0	0	0	0	0	
BLANKS	10	6	6	4	11	5	4	11	4	5	6	9	4	10	
<u>COUNCILLOR</u>															
JOSEPH A. LANGONE III - 190 NORTH ST. BOSTON	437	262	279	295	266	129	267	128	252	258	242	393	282	308	
RENATO MASTROCOLA 26 WAVERLY ST. EVERETT	108	66	82	88	58	35	67	43	65	68	54	86	77	86	
OTHER	0	0	0	0	0	0	0	0	0	0	0	0	0	0	
BLANKS	134	68	96	77	83	57	171	67	163	155	115	166	158	161	
<u>SENATOR IN GENERAL COURT</u>															
SALVATORE (SAL) R. ALBANO 51 MT. VERNON ST. SOM.	364	212	233	207	239	121	305	148	293	274	265	340	292	307	
ROBERT W. COLLINS 12 BENMOR ST. MEDFORD	34	18	23	24	24	15	37	5	24	38	36	31	24	37	
VINCENT J. PIRO 183 CENTRAL ST. SOMERVILLE	261	158	195	221	131	78	140	76	147	143	96	264	190	194	
OTHER	3	0	0	0	0	0	0	0	0	0	0	1	0	0	
BLANKS	17	8	6	8	13	7	23	9	16	26	14	9	11	17	
<u>REPRESENTATIVE IN GENERAL COURT 31st MDSX</u>															
MARIE E. HOWE 19 PEMBROKE ST. SOMERVILLE	496	277	330	365	280					313		438	324	350	
OTHER	1	0	0	0	2	0	0	0	0	0	0	0	0	0	
BLANKS	182	119	127	95	125					168		207	193	205	
<u>REPRESENTATIVE IN GENERAL COURT 30TH MDSX</u>															
JOSEPH K. MACKEY 23 JAQUES ST. SOMERVILLE															
OTHER															
BLANKS															
<u>REPRESENTATIVE IN GENERAL COURT 29TH MDSX</u>															
PETER A. VELLUCCI 223 HURLEY ST. CAMBRIDGE						161	344	159	324		308				
OTHER						0	0	0	0		0				
BLANKS						60	161	79	156		103				
<u>DISTRICT ATTORNEY</u>															
L. SCOTT HARSHBARGER 14 SACRAMENTO ST. CAMB.	417	248	309	298	264	134	348	160	326	358	290	438	336	396	
STEPHEN J. McGRAIL 11 ABORN AV. WAKEFIELD	164	89	91	101	93	39	84	42	81	56	70	131	100	95	
OTHER	0	0	0	0	0	0	0	0	1	0	0	0	0	0	
BLANKS	98	59	57	61	50	48	73	36	72	67	51	76	81	64	

AT THE STATE PRIMARY HELD THEREIN , SEPTEMBER 16, 1986

356 R

DEMOCRATIC

THREE		WARD FOUR						WARD FIVE						WARD SIX					WARD SEVEN					TOTALS
4	5	1	2	3	4	5	6	1	2	3	4	5	6	1	2	3	4	5	1	2	3	4	5	
495	507	658	440	655	678	646	610	583	507	574	527	537	563	622	633	527	484	453	583	528	570	861	615	20308
45	48	45	22	58	45	34	11	27	47	64	31	27	40	58	89	90	55	70	76	66	34	67	24	1785
3	1	6	1	0	2	2	2	0	0	0	0	0	3	3	5	0	1	1	0	0	4	1	0	56
27	24	47	17	42	31	29	22	28	30	23	30	26	22	38	31	21	27	30	20	22	19	38	25	1013
1	0	0	1	4	0	5	1	1	0	0	0	1	0	1	1	0	0	0	1	0	0	1	2	22
0	0	0	0	0	0	0	0	0	0	0	0	0	0	0	0	0	0	0	0	0	0	0	0	0
4	6	16	13	13	4	12	6	20	2	3	7	6	5	9	2	3	7	5	11	6	5	7	3	270
288	293	402	276	351	423	399	398	366	300	330	308	324	326	350	326	251	246	227	318	301	309	520	370	11800
81	84	96	69	100	108	109	117	106	68	72	95	113	103	99	88	70	92	68	79	95	89	119	117	3220
0	0	0	0	0	0	0	0	0	0	0	0	0	0	0	0	0	0	0	0	0	0	0	0	0
126	130	160	95	204	147	138	95	111	139	172	124	100	134	173	219	206	146	158	186	132	172	222	128	5288
262	227	313	200	281	352	247	221	152	215	314	216	175	270	338	414	340	280	270	331	312	287	449	305	10371
34	46	30	16	19	35	21	26	15	42	33	36	28	42	35	38	38	30	28	33	44	26	59	28	1152
183	219	300	216	339	278	358	353	403	236	210	267	325	235	239	156	132	167	136	199	155	247	332	270	8249
0	0	0	0	0	0	0	0	0	0	0	0	0	0	0	0	0	0	0	4	0	0	0	0	8
16	15	15	8	16	13	20	10	13	14	17	8	9	16	10	25	17	7	19	16	17	10	21	12	528
314	334	436			487				321	367			391		391									6214
0	0	0			1				0	1			0		0									5
181	173	222			190				186	206			172		242									2993
			353	469		491	493	437			397	418		461		350	356	305	437	409	402	669	471	6918
			0	0		0	0	0			0	0		0		0	0	0	0	0	0	0	0	0
			87	186		155	117	146			130	119		161		177	128	148	146	119	168	192	144	2323
																								1296
																								0
																								559
361	362	455	286	434	481	403	394	368	360	414	357	344	369	429	463	371	319	315	387	356	386	550	411	13697
85	92	125	80	122	137	137	146	151	91	81	118	124	126	132	91	88	121	72	115	113	104	227	124	4038
0	0	0	0	0	0	0	0	0	0	0	1	0	0	0	0	0	0	0	0	0	0	0	0	2
49	53	78	74	99	60	106	70	64	56	79	51	69	68	61	79	68	44	66	81	59	80	84	80	2571

RECORD of Votes Cast IN The Various Precincts of The City OF Somerville

DEMOCRATIC

	WARD ONE					WARD TWO					WARD			
	1	2	3	4	5	1	2	3	4	5	6	1	2	3
TOTAL Number of Votes Cast	679	396	457	460	407	221	505	238	480	481	411	645	517	555
<u>SHERIFF</u>														
JOHN P. McGONIGLE	365	229	247	251	250	109	286	132	251	259	211	376	250	309
WAKEFIELD 11 HILLCREST RD.														
HENRY E. SULLIVAN	200	101	115	131	82	53	102	53	99	103	111	145	146	127
CHELMSFORD 1 Bel Air DR.														
OTHER	0	0	0	0	0	0	0	0	0	0	0	0	0	0
BLANKS	114	66	95	78	75	59	117	53	130	119	89	124	121	119
<u>COUNTY COMMISSIONER</u>														
BILL SCHMIDT	189	113	128	129	108	43	144	73	138	138	121	175	151	176
CAMBRIDGE 115 CLIFTON ST.														
BARBARA J. AUGER COLLINS	114	70	77	77	85	23	82	50	75	74	66	116	68	94
EVERETT 32 VERNAL ST.														
ANTHONY D. PINI	130	75	111	111	86	78	82	32	91	84	91	133	97	106
CAMBRIDGE 159 CAMB. ST.														
PAUL HAROLD SULLIVAN	142	84	65	75	57	18	88	34	71	58	59	104	79	66
TEKSBURY 432 FOSTER RD.														
OTHER	0	0	0	0	0	0	0	0	0	0	0	0	0	0
BLANKS	104	54	76	68	71	59	109	49	105	127	74	117	122	113

AT THE STATE PRIMARY HELD THEREIN, SEPTEMBER 16, 1986

357 R

DEMOCRATIC

THREE		WARD FOUR					WARD FIVE					WARD SIX					WARD SEVEN					TOTALS		
4	5	1	2	3	4	5	6	1	2	3	4	5	6	1	2	3	4	5	1	2	3	4	5	
495	507	658	440	655	678	646	610	583	507	574	527	537	563	622	633	527	484	453	583	528	570	861	615	20308
272	295	389	283	369	422	376	374	320	280	321	331	304	357	349	338	272	288	240	331	316	325	480	351	11508
115	112	134	70	133	154	123	142	152	110	95	93	136	111	127	116	83	97	81	117	100	96	208	161	4434
0	0	0	0	0	0	0	0	0	0	0	0	0	0	0	1	0	0	0	0	0	0	0	0	1
108	100	135	87	153	102	147	94	111	117	158	103	97	95	145	179	172	99	132	135	112	149	173	103	4365
122	156	195	109	154	224	157	169	145	140	161	136	121	157	202	214	175	155	145	198	177	171	225	170	5804
85	80	112	67	101	127	122	93	102	59	91	94	94	92	97	96	94	91	62	92	105	77	172	103	3379
102	92	142	123	157	120	149	161	132	129	89	104	150	115	93	92	50	73	67	98	87	117	151	142	4042
81	79	94	53	94	108	99	108	117	75	73	98	79	100	100	64	57	83	57	71	63	74	162	110	3099
0	0	0	0	0	0	0	0	0	0	0	0	0	0	0	0	0	0	0	0	0	0	0	0	0
105	100	115	88	149	99	119	79	87	104	160	95	93	99	130	167	151	82	122	124	96	131	151	90	3984

RECORD of VOTES CAST in the VARIOUS PRECINCTS of the CITY of SOMERVILLE

REPUBLICAN

	WARD ONE					WARD TWO					WARD				
	1	2	3	4	5	1	2	3	4	5	6	1	2	3	
<u>TOTAL NUMBER of VOTES CAST</u>	25	5	12	15	16	7	16	9	10	14	9	26	10	33	
<u>GOVERNOR</u>															
GREGORY S. HYATT 240 Hillside RD. NORTH ANDOVER	12	4	5	4	5	2	4	5	4	8	2	7	8	15	
ROYALL H. SWITZLER 62 Denton RD. Wellesley	9	1	3	2	3	3	5	1	2	2	4	8	2	5	
GEORGE KARIOTIS (WRITE IN)	0	0	3	0	0	0	0	0	0	0	0	4	0	3	
ALL OTHERS	0	0	0	0	0	0	0	0	0	0	3	0	0	0	
BLANKS	4	0	1	9	8	2	7	3	4	4	0	7	0	10	
<u>LIEUTENANT GOVERNOR</u>															
NICHOLAS M. NIKITAS 484 Commerical st. BOSTON	20	5	7	7	9	6	10	6	6	10	5	22	9	21	
ALL OTHERS	0	0	0	0	0	0	2	0	0	0	0	0	0	0	
BLANKS	5	0	5	8	7	1	4	3	4	4	4	4	1	12	
<u>ATTORNEY GENERAL</u>															
EDWARD P. HARRINGTON 732 GREAT PLAIN AVE. NEEDHAM	20	5	9	9	11	5	11	8	6	10	6	21	10	22	
ALL OTHERS	0	0	0	0	0	0	0	0	0	0	0	0	0	0	
BLANKS	5	0	3	6	5	2	5	1	4	4	3	5	0	11	
<u>SECRETARY</u>															
DEBORAH R. COCHRAN 902 HIGH ST. DEDHAM	19	5	8	11	11	4	9	8	6	10	4	18	10	22	
ALL OTHERS	0	0	0	0	0	0	0	0	0	0	0	0	0	0	
BLANKS	6	0	4	4	5	3	7	1	4	4	5	8	0	11	
<u>TREASURER</u>															
L. JOYCE HAMPERS 92 DEER PATH LN. WESTON	21	5	5	9	10	5	10	9	7	11	5	19	9	23	
ALL OTHERS	0	0	0	0	0	0	0	0	0	0	0	0	0	0	
BLANKS	4	0	7	6	6	2	6	0	3	3	4	7	1	10	
<u>AUDITOR</u>															
ANDREW S. NATSIOS 234 COURTLAND ST. HOLLISTON	10	1	2	1	6	3	5	1	3	2	1	7	4	5	
WILLIAM (BILL) ROBINSON 10 SUNSET RD. MELROSE	13	4	7	8	7	4	8	5	6	8	3	12	5	19	
ALL OTHERS	0	0	0	0	0	0	0	0	0	0	0	0	0	0	
BLANKS	2	0	3	6	3	0	3	3	1	4	5	7	1	9	
<u>CONGRESSMAN EIGHTH CONG. District</u>															
CLARK C. ABT 19 POLLEN ST. CAMBRIDGE	18	5	5	4	4	6	12	5	7	9	6	18	7	20	
JOSEPH M. BALDANZA 147 BROWN ST. WALTHAM	4	0	5	7	10	1	3	3	3	2	0	5	3	4	
ALL OTHERS	0	0	0	0	0	0	0	0	0	0	0	3	0	0	
BLANKS	3	0	2	4	2	0	1	1	0	3	3	0	0	9	
<u>COUNCILLOR</u>															
ALL OTHERS	4	0	0	0	0	0	0	0	0	0	0	1	0	0	
BLANKS	21	5	12	15	16	7	16	9	10	14	9	25	10	33	

REPUBLICAN

		THREE					WARD FOUR					WARD FIVE					WARD SIX					WARD SEVEN					TOTALS
		4	5	1	2	3	4	5	6	1	2	3	4	5	6	1	2	3	4	5	1	2	3	4	5		
		17	10	8	11	22	33	27	16	16	18	20	24	18	28	19	32	36	33	32	31	23	26	57	24	788	
		6	4	2	4	11	20	10	2	5	3	7	6	12	12	9	17	18	14	14	17	9	6	26	6	325	
		6	1	2	3	5	8	11	3	5	6	4	12	1	8	3	6	5	8	7	5	8	10	15	6	198	
		0	3	2	0	1	0	0	3	2	0	0	1	1	0	4	0	3	1	2	1	1	5	1	6	47	
		0	0	0	0	1	0	0	5	0	3	0	0	0	0	0	0	2	0	0	0	0	0	0	0	14	
		5	2	2	4	4	5	6	3	4	6	9	5	4	8	3	9	8	10	9	8	5	5	15	6	204	
		13	7	6	8	15	25	22	7	11	8	9	20	15	18	15	23	29	27	20	20	14	20	40	13	548	
		0	0	0	0	0	0	0	0	0	0	1	0	0	0	0	0	1	0	0	0	0	0	0	0	4	
		4	3	2	3	7	8	5	9	5	10	10	4	3	10	4	9	6	6	12	11	9	6	17	11	236	
		12	5	8	8	18	27	21	10	10	10	16	18	13	20	16	24	29	24	22	19	18	22	45	17	585	
		0	0	0	0	0	0	0	0	0	0	0	0	0	0	0	0	1	0	0	0	0	0	0	0	1	
		5	5	0	3	4	6	6	6	6	8	4	6	5	8	3	8	6	9	10	12	5	4	12	7	202	
		12	4	6	7	16	24	19	8	10	10	14	17	13	20	15	25	27	25	20	16	17	20	42	14	546	
		0	0	0	0	0	0	0	0	0	0	0	0	0	0	0	0	0	0	0	0	0	0	0	0	0	
		5	6	2	4	6	9	8	8	6	8	6	7	5	8	4	7	9	8	12	15	6	6	15	10	242	
		12	4	6	7	18	25	19	9	10	12	12	21	14	20	16	25	29	25	22	21	17	20	43	11	566	
		0	0	0	0	0	0	0	0	0	1	0	0	0	0	0	0	0	0	0	1	0	0	0	0	2	
		5	6	2	4	4	8	8	7	6	5	8	3	4	8	3	7	7	8	10	9	6	6	14	13	220	
		2	1	2	1	6	9	7	6	5	3	6	9	5	7	7	9	8	8	9	4	6	7	19	4	201	
		13	4	6	8	12	20	16	7	5	9	9	12	10	15	10	17	22	18	16	22	10	16	28	12	426	
		0	0	0	0	0	0	0	0	0	0	0	0	0	0	0	0	0	0	0	0	0	0	0	0	0	
		2	5	0	2	4	4	4	3	6	6	5	3	3	6	2	6	6	7	7	5	7	3	10	8	161	
		13	8	1	4	14	19	14	11	6	6	15	9	7	15	11	15	25	16	24	16	16	14	32	10	447	
		3	1	6	5	5	7	8	0	5	6	3	13	8	8	8	13	7	9	5	9	4	8	16	6	213	
		0	0	0	0	1	0	0	0	0	3	0	0	0	0	0	0	2	0	0	0	0	0	0	0	9	
		1	1	1	2	2	7	5	5	5	3	2	2	3	5	0	4	2	8	3	6	3	4	9	8	119	
		1	0	0	0	0	0	0	0	0	1	0	0	0	0	1	0	0	0	1	1	0	0	0	0	10	
		16	10	8	11	22	33	27	16	16	17	20	24	18	28	18	32	36	33	31	30	23	26	57	24	778	

RECORD of VOTES CAST in the VARIOUS PRECINCTS of the CITY of SOMERVILLE

REPUBLICAN

	WARD ONE					WARD TWO					WARD				
	1	2	3	4	5	1	2	3	4	5	6	1	2	3	
<u>TOTAL NUMBER of VOTES CAST</u>	25	5	12	15	16	7	16	9	10	14	9	26	10	33	
<u>SENATOR in the GENERAL COURT</u>															
JAMES W. LAKEY 40 SAGAMORE AV. MEDFORD	12	4	3	2	5	3	5	3	9	4	5	9	5	11	
GEORGE L. LEAVITT, JR. 590 MYSTIC AV. SOM.	11	1	3	7	6	2	8	5	1	6	0	11	5	15	
ALL OTHERS	0	0	0	0	0	0	0	0	0	0	0	1	0	1	
BLANKS	2	0	6	6	5	2	3	1	0	4	4	5	0	6	
<u>REPRESENTATIVE IN GENERAL COURT 31st DIST.</u> ^{MDSX}															
ALL OTHERS	6														
BLANKS	19	5	12	15	16					14		26	10	33	
<u>REPRESENTATIVE IN GENERAL COURT 30TH DIST.</u> ^{MDSX}															
ALL OTHERS															
BLANKS															
<u>REPRESENTATIVE IN GENERAL COURT 29TH DIST.</u> ^{MDSX}															
JAMES H. MILLER 450 MEMORIAL DR. CAMBRIDGE						4	11	6	6		4				
ALL OTHERS															
BLANKS						3	5	3	4		5				
<u>DISTRICT ATTORNEY</u>															
ALL OTHERS	5	0	0	0	0	0	1	0	0	0	0	0	0	0	
BLANKS	20	5	12	15	16	7	15	9	10	14	9	26	10	33	
<u>SHERIFF</u>															
ALL OTHERS	5	0	0	0	0	0	1	0	0	0	0	0	0	0	
BLANKS	20	5	12	15	16	7	15	9	10	14	9	26	10	33	
<u>COUNTY COMMISSIONER</u>															
ALBERT JOSEPH ONESSIMO 50 MAIN ST. SOM.	18	5	7	9	11	5	9	7	6	7	5	17	9	16	
ALL OTHERS	0	0	0	0	0	0	0	0	0	0	0	0	0	0	
BLANKS	7	0	5	6	5	2	7	2	4	7	4	9	1	17	

REPUBLICAN

THREE		WARD FOUR					WARD FIVE					WARD SIX					WARD SEVEN					TOTALS		
4	5	1	2	3	4	5	6	1	2	3	4	5	6	1	2	3	4	5	1	2	3	4	5	
17	10	8	11	22	33	27	16	16	18	20	24	18	28	19	32	36	33	32	31	23	26	57	24	788
7	4	4	4	8	17	10	6	6	2	10	9	7	9	11	12	15	14	9	11	7	14	30	5	311
8	3	2	3	11	13	12	6	5	9	9	10	7	13	5	15	15	11	17	11	12	9	18	11	316
0	0	0	0	1	0	0	0	0	2	0	0	0	0	0	0	0	0	0	0	0	0	0	0	5
2	3	2	4	2	3	5	4	5	5	1	5	4	6	3	5	6	8	6	9	4	3	9	8	156
																								6
17	10	8			33				18	20			28		32									316
																			1					1
			11	22		27	16	16		24	18		19		36	33	32	30	23	26	57	24	414	
																								31
																								0
																								20
1	0	0	0	1	0	0	0	0	2	0	0	0	0	0	0	1	0	2	2	0	0	0	0	15
16	10	8	11	21	33	27	16	16	16	20	24	18	28	19	32	35	33	30	29	23	26	57	24	773
1	0	0	1	1	0	1	2	0	0	1	0	0	0	0	0	0	0	1	2	0	0	0	0	16
16	10	8	10	21	33	26	14	16	18	19	24	18	28	19	32	36	33	31	29	23	26	57	24	772
12	2	6	6	11	18	17	7	8	9	13	16	12	16	12	16	19	16	16	21	16	20	30	12	462
0	0	0	0	0	0	0	0	0	0	0	0	0	0	0	0	1	0	0	0	0	0	0	0	1
5	8	2	5	11	15	10	9	8	9	7	8	6	12	7	16	16	17	16	10	7	6	27	12	325

A TRUE COPY ATTEST:

CHAIRMAN

[Handwritten Signature]

TABULATED FROM THE TALLY SHEETS OF THE STATE PRIMARY - SEPTEMBER 16, 1986

REGISTERED VOTERS

NON REGISTERED VOTERS

WD	PCT	BALLOTS MAILED		BALLOTS CAST		NOT RETURNED		DEFEC TIVE		RETURNED TO LATE		VOTED IN PERSON		BALLOTS MAILED		BALLOTS CAST		NOT RETURNED		DEFEC TIVE		RETURNED TO LATE	
		DEM	REP	DEM	REP	DEM	REP	DEM	REP	DEM	REP	DEM	REP	DEM	REP	DEM	REP	DEM	REP	DEM	REP	DEM	REP
1	1	18	1	15		2	1					2	1										
1	2	1		1								1		1		1							
1	3	7	1	7	1							6		1								1	
1	4	5		2		1				2		2		1		1							
1	5											5											
2	1	1		1								1											
2	2	10		9						1		2											
2	3	4		3						1		1											
2	4	5		5								4		1				1					
2	5	7	1	5				1	1	1		4											
2	6	4		2		1				1		1											
3	1	12	4	9	2		2	2		1		8											
3	2	11		9		1		1				6		1		1							
3	3	5	2	5	1	1						2											
3	4	7	1	4		1	1	2				6	1										
3	5	44	3	28	2	16	1					6											
4	1	2		2								7											
4	2	2	1	2	1							4											
4	3	15	5	14	5	1						6											
4	4	10		5		2		1		2		7	1	1					1				
4	5	7		3		3		1				3		1								1	
4	6	5		5								2											
5	1	5		2		1				2		6											
5	2	5	1	5	1							4											
5	3	2	1	1	1	1						9											
5	4	5		3		1		1				5											
5	5	6	1	4		2	1					3											
5	6	3	2	2		2				1													
6	1	11		8		2				1		7											
6	2	3		3								6											
6	3	4	1	4				1				12											
6	4	4		4								5											
6	5	3		3								7											
7	1	9	1	7	1					2		4											
7	2	2		2								1											
7	3	10		6		3				1		2											
7	4	7	2	7	1		1					4											
7	5	5		4						1		1		1						1			
		266	27	201	16	41	7	9	2	17		162	3	8		3		1		2		2	TOTAL 466

AT THE PRELIMINARY ELECTION HELD THEREIN, October 6, 1987

FOUR		WARD FIVE			WARD SIX			WARD SEVEN			GRAND TOTAL			
Total	3	1	2	3	Total	1	2	3	Total	1	2	3	Total	
334	979	525	479	493	1497	399	398	285	1082	289	369	329	987	7,632
68	253	89	92	104	285	108	99	63	270	81	89	54	224	1,799
201	468	291	235	223	749	176	158	86	420	116	159	116	391	3,510
10	78	26	25	17	68	15	17	19	51	20	23	24	67	447
62	303	134	129	181	444	162	105	100	367	76	131	114	321	2,375
85	246	173	151	182	506	166	120	128	414	94	133	88	315	2,664
103	364	158	142	174	474	176	180	144	500	158	174	152	484	2,984
26	67	70	42	54	166	30	38	28	96	17	37	28	82	713
142	453	268	268	307	843	140	174	108	422	132	148	152	432	3,493
134	432	200	228	194	622	131	171	93	395	156	149	151	456	3,052
40	126	49	61	46	156	29	41	29	99	30	42	44	116	974
66	196	73	121	68	262	49	80	47	176	48	95	54	197	1,308
399	930	569	422	422	1413	414	409	295	1118	228	296	339	863	7,207
		69	31	95	195									195
		113	136	83	332									332
		313	295	290	898									898
		30	17	25	72									72

A TRUE COPY ATTEST:

CHAIRMAN *Anthony Aspry*

3629

RECORD OF ABSENT VOTERS

TABULATED FROM THE TALLY SHEETS OF THE CITY PRELIMINARY ELECTION, held October 6, 1987

REGISTERED VOTERS

NON-REGISTERED VOTERS

Wd.	Pct.	Ballots Mailed	V.I.P.	Health Care Facility	Ballots Cast	Ballots Not. Ret.	Defective	Too Late	Ballots Mailed	Ballots Cast	Ballots Not. Ret.
1	1	10			8	1		1			
1	2	2	2		2						
1	3	2	1		2						
2	1	5			4	1					
2	2	7			5	2					
2	3	4			1	1	1	1			
3	1	12			10	1	1				
3	2	3	1		3						
3	3	7		15	5	2			1	1	
4	1	4			3	1					
4	2	10			9			1			
4	3		1	9							
5	1	2		6	2						
5	2	4			1		1	2			
5	3	2	1		2						
6	1	6	1		6						
6	2	1	1		1						
6	3		3								
7	1	1				1					
7	2	8			6	1	1				
7	3	3			3						
TOTALS		93	11	30	73	11	4	5	1	1	

340

364

RECORD OF VOTES CAST IN THE VARIOUS PRECINCTS OF THE CITY OF SOMERVILLE

DEMOCRATIC

	WARD ONE			WARD TWO			WARD THREE			WARD FOUR			WARD	
	1	2	3	1	2	3	1	2	3	1	2	3	1	2
<u>Total Number of Votes Cast</u>	472	683	504	440	612	589	585	537	616	427	503	579	578	518
<u>WARD COMMITTEE-WARD ONE</u>														
GROUP ONE-CONT'D														
Catherine R. Collins	166	287	167											
James J. Bretta	173	300	163											
John F. Gentile	194	277	156											
Michael Gentile	216	330	178											
Adrianna Baltimore	159	244	152											
James F. McCarthy	172	283	210											
Michael J. Albano	189	291	176											
James E. Cavanaugh	162	255	158											
Eileen A. Trahan	170	288	167											
John Caruso	155	262	160											
Gladys Maged	160	242	145											
Nora E. Stackpole	169	280	161											
William M. Roche	162	260	153											
Stanley J. Eichner	152	235	145											
Julie Abruzzio	186	274	161											
Susan Pritchard	152	249	162											
Donna M. Coughlin Lyons	158	249	156											
Julia M. Quinn	169	253	173											
Carol Levesque	165	264	149											
Robert Levesque	156	253	147											
Julia A. Quinn	175	260	181											
Blanks	10,977 / 14,342 / 11,866													
<u>WARD COMMITTEE-WARD TWO</u>														
GROUP ONE														
Francis P. Bakey				106	134	120								
Patricia D. Jehlen				173	232	205								
Roy J. McDonald				216	305	261								
William J. Joyce				143	180	155								
James W. Stace				196	283	211								
James H. Welch Jr.				133	204	141								
John Cangiamila				143	168	133								
Anna Wischmann				119	156	149								
Ross P. Brimer				144	197	157								
Robert Cunha				116	178	126								
Lawrence T. Cunha				133	189	140								
				126	197	140								

36

AT THE PRESIDENTIAL PRIMARY HELD THEREIN, MARCH 8, 1988

DEMOCRATIC

Five Ward Six Ward Seven

3 1 2 3 1 2 3

714 828 697 532 634 599 607

Totals

12,254

620

636

617

724

555

665

656

575

625

577

547

610

575

532

621

563

563

595

578

556

616

360

610

782

478

690

478

444

424

498

420

462

463

3254

2654

RECORD OF VOTES CAST IN THE VARIOUS PRECINCTS OF THE CITY OF SOMERVILLE

DEMOCRATIC

	Ward One			Ward Two			Ward Three			Ward Four			Ward	
	1	2	3	1	2	3	1	2	3	1	2	3	1	2
Total Number of Votes Cast	472	683	504	440	612	589	585	537	616	427	503	579	578	518
WARD COMMITTEE-WARD TWO														
GROUP ONE-CONT'D														
Michael Pattberg				115	150	141								
Alain Jehlen				156	226	206								
Joan Rice Wyatt				135	171	164								
Ellen Stace				140	208	163								
Yvonne M. Hesketh				126	176	147								
Ronald Newman				121	150	137								
Maria Teresa Cardoso				139	178	171								
Natalie I. Vieira				149	181	156								
Vincent W. Dwyer				120	168	174								
Catherine C. Dwyer				133	180	194								
Yvonne C. Freitas				134	177	157								
Robert F. Cunha Jr.				128	170	137								
Ellen Kenney				137	182	167								
Anne Smith				124	170	167								
Lynn Perriello				123	155	158								
Diane Lynne Carvalho				151	192	156								
Diane Whittier				130	167	161								
Peter G. Wulkan				114	146	136								
Martha A. Simon				126	163	136								
Ellen M. Silva				151	192	159								
Catherine Cathy Qualitz				170	212	195								
John T. Kiely				139	166	167								
Tom Bergendahl				156	203	160								
Carole M. Hillis				130	171	168								
				10,511	14,977	14,920								
Blanks														
WARD COMMITTEE-WARD THREE														
GROUP ONE														
Thomas F. Taylor							172	151	190					
Dorothy A. Gay							386	282	333					
Florence I. Bennett							249	257	254					
Paul M. Kelley							205	187	211					
Charles E. DeWitt							218	201	235					
Pauline Dwyer							195	169	205					
John W. Hamilton							272	196	220					
Michael A. Taylor							211	178	206					
							255	198	235					

AT THE PRESIDENTIAL PRIMARY HELD THEREIN MARCH 8, 1988

DEMOCRATIC

Five Ward Six Ward Seven

3	1	2	3	1	2	3
714	828	697	532	634	599	607

Totals

12,254

406

588

470

511

449

408

488

486

462

507

468

435

486

461

436

499

458

396

425

502

577

472

519

469

513

1,001

760

603

554

569

688

595

688

364b

366 L

RECORD OF VOTES CAST IN THE VARIOUS PRECINCTS OF THE CITY OF SOMERVILLE

DEMOCRATIC

	WARD ONE			WARD TWO			WARD THREE			WARD FOUR			WARD	
	1	2	3	1	2	3	1	2	1	1	2	3	1	2
<u>Total Number of Votes Cast</u>	472	683	504	440	612	589	585	537	616	427	503	579	578	518
<u>WARD COMMITTEE - WARD THREE</u>														
<u>GROUP ONE - CONT'D</u>														
Michael A. Grunko							187	181	203					
Susan E. Fox							203	186	226					
Thomas Grillo							195	186	217					
Angela R. Bombino							224	182	222					
Vasco M. Cunha							190	178	206					
Susan T. Krumholz							193	182	204					
Bertram A. Gay							194	201	207					
Janet Sanders							199	176	211					
Peggie Hayes							200	182	223					
Leonard H. Kesten							184	163	198					
Roberta Bauer							193	181	206					
William T. Gage							192	171	200					
Linda G. Vitiello							216	204	285					
Peter Light Miller							186	170	200					
Rebecca Sarah							203	183	212					
Howard Horton							190	175	202					
Rita D. Van Steensburg							195	175	216					
Richard M.W. Bauer							180	174	199					
Mary Cassesso							223	190	229					
Michael McKenzie							196	191	222					
Paul A. O'Brien							205	184	216					
Sarafin V.L.Cunha							179	174	204					
Agnes W. Benichasa							194	185	205					
Elizabeth M. Grunko							196	192	212					
Gail O'Keefe							209	186	218					
George A. Munzelli Jr.							184	175	233					
Kathleen Dailey							213	210	240					
Blanks							13,221	12,196	13,146					
<u>WARD COMMITTEE-WARD FOUR</u>														
<u>GROUP ONE</u>														
Marie E. Howe											106	140	134	
Joseph K. Mackey											216	232	312	
John R. Buonomo											273	290	270	
Maryann C. Cappello											240	227	244	
Michael Foley											214	227	224	
											119	127	180	

RECORD OF VOTES CAST IN THE VARIOUS PRECINCTS OF THE CITY OF SOMERVILLE

DEMOCRATIC

	WARD ONE			WARD TWO			WARD THREE			WARD FOUR			WARD	
	1	2	3	1	2	3	1	2	3	1	2	3	1	2
Total Number of Votes Cast	472	683	504	440	612	589	585	537	616	427	503	579	578	518
<u>WARD COMMITTEE-WARD FOUR</u>														
GROUP ONE -CON'T														
Michael E. Capuano										177	190	246		
James V. McCallum										109	119	153		
Anthony V. Cipriano										131	159	151		
Beatrice L. Mason										111	129	149		
Cindy Lou Hickey										115	134	163		
Edward A. Ciampa										162	161	215		
Mary M. Holmes										132	182	163		
Joseph M. Margey Jr.										111	118	176		
James E. Scanlon										123	133	162		
Jeffrey Cappello										162	155	162		
Mary Rodrigues										110	130	172		
George H. McKenna Jr.										131	142	205		
Vito Vaccaro										168	188	169		
William J. Grady										111	126	146		
Joseph Giovanni										117	133	145		
Donald Norton										112	120	153		
Edward F. Holmes										136	169	155		
Angelo J. Coroniti										112	118	158		
Steven A. Tomeo										131	129	199		
Frank Vasquez										109	112	146		
Edward J. Palazzolo										148	148	152		
Barbara A. McKenna										120	136	178		
Mary M. Antonelli										156	155	172		
Elvira Bottaro										115	127	144		
Patrick S. Lynch										121	139	151		
Agostinho Rodrigues										110	122	159		
Gus Barrasso										197	193	193		
Patricia Norton										118	130	163		
Mary A. Kerwin										124	144	158		
James G. O'Connor										165	158	158		
Blanks														
<u>WARD COMMITTEE-WARD FIVE</u>														
GROUP ONE														
Joseph R. Macaluso													178	139
Stanley M. Koty Jr.													266	276
													265	242

AT THE PRESIDENTIAL PRIMARY HELD THEREIN MARCH 8, 1988

DEMOCRATIC

FIVE	WARD SIX			WARD SEVEN			Totals
	3	1	2	3	1	2	
714	828	697	532	634	599	607	12,254
							613
							381
							441
							389
							412
							538
							477
							405
							418
							479
							412
							478
							525
							383
							395
							385
							460
							388
							459
							367
							448
							434
							483
							386
							411
							391
							583
							411
							426
							481
181							498
311							853
250							757

3674

3674

RECORD OF VOTES CAST IN THE VARIOUS PRECINCTS OF THE CITY OF SOMERVILLE

DEMOCRATIC

	WARD ONE			WARD TWO			WARD THREE			WARD FOUR			WARD	
	1	2	3	1	2	3	1	2	3	1	2	3	1	2
Total Number of Votes Cast	472	683	504	440	612	589	585	537	616	427	503	579	578	518
WARD COMMITTEE-WARD FIVE														
GROUP ONE -CON'T														
Gay B. Koty													224	198
Kerri Burdulis													189	149
David F. Lee													195	155
Peter G. Piro													239	183
Mary E. Fantasia													235	189
Paul Gauthier													190	149
Leon W. Curtin													225	161
Jean Curtin													212	164
Gerald S. Fleming													187	162
John C. Cody													187	157
Francis J. Leland													185	154
William Wood													189	150
Carolyn J. Rosen													190	151
Anthony R. DiCicco													214	163
Michael K. Curtin													207	156
Louise Leland													190	153
Eleanor T. Blute													221	170
Joseph J. Galvin													204	196
Eileen M. Galvin													199	199
Anthony N. Fantasia													207	164
Donna M. Piro													217	175
Constance A. Mahoney													203	161
Maria Ferrari													196	164
Diane M. Koty													204	175
William J. Carr													201	153
David O'Brien													196	159
Robert L. Doiron													181	146
Joseph S. Gagliardi													192	165
James M. Macaluso													204	192
Barbara Macaluso													200	192
Francis Leo McCarthy													208	178
Francis C. DiPersio													199	155
Eileen M. Donovan													196	184
Blanks														
WARD COMMITTEE-WARD FIVE														

AT THE PRESIDENTIAL PRIMARY HELD THEREIN MARCH 8, 1988

DEMOCRATIC

PIVE WARD SIX WARD SEVEN

3 1 2 3 1 2 3

714 828 697 532 634 599 607

Totals

12,254

221

643

200

538

205

555

218

640

270

694

223

562

195

581

207

583

196

545

204

548

203

542

190

529

205

546

203

580

202

565

204

547

204

595

214

614

223

621

236

607

207

599

210

574

215

575

210

589

195

549

202

557

191

518

201

558

235

631

233

625

235

621

198

552

216

596

AT THE PRESIDENTIAL PRIMARY HELD THEREIN MARCH 8, 1988

DEMOCRATIC

FIVE			WARD SIX			WARD SEVEN													Totals
3	1	2	3	1	2	3													
714	828	697	532	634	599	607											12,254		
125											224								
208											413								
186											335								
143											270								
141											265								
165											315								
146											266								
135											247								
141											275								
153											294								
160											310								
141											266								
150											274								
141											268								
132											242								
133											247								
151											289								
133											252								
162											314								
148											276								
153											287								
140											259								
140											263								
147											279								
144											267								
134											246								
166											325								
149											280								
13,416																			
241	228	162											631						
467	418	317											1,202						
317	304	216											837						
346	306	265											917						
341	312	257											910						
290	265	186											742						
264	257	187											708						

AT THE PRESIDENTIAL PRIMARY HELD THEREIN MARCH 8, 1988

DEMOCRATIC

FIVE WARD SIX WARD SEVEN

3	1	2	3	1	2	3
714	828	697	532	634	599	607

12,254

282 249 184

715

271 252 175

698

276 257 202

735

289 286 204

779

264 241 191

696

326 258 202

786

279 244 178

701

292 266 204

762

260 235 193

688

308 259 193

760

280 247 188

715

268 251 200

719

283 282 196

761

302 283 210

795

305 250 192

747

303 251 190

744

272 248 187

707

315 252 191

758

291 268 194

753

264 260 195

719

271 239 169

679

276 277 202

755

288 253 183

724

286 248 187

721

281 247 185

713

280 277 187

744

271 248 183

702

298 266 228

792

15,579 15,111 11,812

11 0 2
~~51~~ 18 30

13
~~59~~

64 19 27

110

58 18 25

101

68 20 27

115

58 18 24

100

RECORD OF VOTES CAST IN THE VARIOUS PRECINCTS OF THE CITY OF SOMERVILLE

DEMOCRATIC

	WARD ONE			WARD TWO			WARD THREE			WARD FOUR			WARD	
	1	2	3	1	2	3	1	2	3	1	2	3	1	2
Total Number of Votes Cast	472	683	504	440	612	589	585	537	616	427	503	579	578	518
WARD COMMITTEE-WARD SEVEN														
GROUP ONE CON'T														
Paul Duhamel														
Karen Cappiello														
Lydia Cappiello														
Rosemary Macero														
Daniel Macero														
Roberta Battle (not eligible)														
Ann Stephenson														
Cathleen O'Dea														
Francis Melaragni														
Francis O'Dea														
Mary O'Dea														
Sean O. Mulkerrin														
James E. Monagle														
Maureen Monagle														
Patricia Bergin														
Warren T. Bambury														
Leo F. Henebury Jr.														
Hattie Fay Henebury														
Anthony Ciccariello														
Elizabeth Baker														
Pamela Blakely														
Eileen Flaherty														
Andrew Puglia														
Joan Puglia														
Alicia Puglia (not eligible)														
Suzanne Collins														
Blanks														
WARD COMMITTEE-WARD SEVEN														
GROUP TWO														
Paul Trane														
Thomas Trane														
Deodato Arruda														
Florence Lundgren														
David Ewing (not eligible)														
Joanne Mellor														

AT THE PRESIDENTIAL PRIMARY HELD THEREIN MARCH 8, 1988
DEMOCRATIC

FIVE WARD SIX WARD SEVEN

3 1 2 3 1 2 3

714 828 697 532 634 599 607

12,254

65	19	25
63	18	26
61	18	24
66	18	25
58	18	24
59	18	24
57	18	24
71	22	30
57	18	25
59	18	25
58	18	25
57	18	24
68	18	25
60	18	24
61	18	24
61	18	24
60	18	29
70	18	26
62	18	24
58	18	25
57	18	24
58	18	25
65	19	26
59	18	26
58	18	26
60	18	25

109
107
103
109
100
101
99
123
100
102
101
99
111
102
103
103
107
114
104
101
99
101
110
103
102
103

4	15	45
102	177	180
95	169	137
94	164	132
96	161	137
94	166	130
93	160	133
98	160	130

64
459
401
390
394
390
386
388

AT THE PRESIDENTIAL PRIMARY HELD HEREIN MARCH 8, 1988

REPUBLICAN

FIVE			WARD SIX			WARD SEVEN			Total
1	2	3	1	2	3	1	2	3	
47	83	64	86	53	63	71			1,032
0	0	1	1	0	1	0			11
6	1	6	0	4	8	2			60
23	46	35	44	25	32	37			544
0	0	1	0	1	0	0			5
3	10	4	9	7	5	8			80
14	21	17	27	14	15	18			286
0	2	0	0	2	1	1			12
0	0	0	3	0	0	1			11
1	3	0	2	0	1	4			23
20	26	29	35	26	26	33		*	428
12	30	14	23	15	15	22			282
3	10	7	5	2	5	6			103
0	0	1	0	0	2	0			10
12	17	13	23	10	15	10			209
16	33	33	32	18	18	21			376
20	30	15	25	24	24	40			405
0	1	2	0	0	2	0			14
11	19	14	29	11	19	10			237
									41
									58
									51
									49
									73
									45
									46
									45
									67
									3
									4113
				21	26	19			66
				0	1	2			3
				32	36	50			118

RECORD OF ABSENT VOTERS

TABULATED FROM THE TALLY SHEETS OF THE PRELIMINARY ELECTION held March 8, 1988

		REGISTERED VOTERS										NON-REGISTERED VOTERS										
Wd.	Pct.	Ballots Mailed		Ballots Cast		Not Returned		Returned Too Late		Defective		Voted in Person		Ballots Mailed		Ballots Cast		Not Returned		Returned Too Late		Defective
		D	R	D	R	D	R	D	R	D	R	D	R	D	R	D	R	D	R	D	R	D
1	1	7	1	6	1					1		3			1							
1	2	3		3								1	1	1		1						
1	3	3		3										1	1		1	1				
2	1	7		7								2	1		1		1					
2	2	9	1	7	1	1		1				5		2		1		1				
2	3	7		4		1		2				2		1						1		
3	1	10	2	9	2	1						2										
3	2	10	1	9					1	1												
3	3	24	2	23	2			1				4	1	4		1		2				1
4	1	3		2				1				1		2				1				1
4	2	6		4				2				2		2		2						
4	3	4		2				2				1										
5	1	7	2	4	2	2				1		1										
5	2	1	1		1	1																
5	3	6		5		1						1										
6	1	7	1	6		1	1					3										
6	2	5		3		2						4		2		1				1		
6	3	5	1	3	1	2						3										
7	1	2	1	2			1					2		1		1						
7	2	7	2	4	2	3						1		1		1						
7	3	9	1	8		1	1					2		1		1						
		142	16	114	12	16	3	9	1	3		40	3	17	4	9	2	5	1	1	1	2

3754

RECORD OF THE VOTES CAST IN THE VARIOUS PRECINCTS OF THE CITY OF SOMERVILLE

DEMOCRATIC

	WARD ONE			WARD TWO			WARD THREE			WARD FOUR		
	1	2	3	1	2	3	1	2	3	1	2	3
TOTAL NUMBER OF VOTES CAST	579	705	540	442	526	331	513	343	430	313	351	551
<u>SENATOR IN CONGRESS</u>												
Edward M. Kennedy Marchant Ave. Barnstable	466	557	413	349	415	264	408	267	321	253	271	420
Write Ins	14	20	18	11	8	13	10	8	18	6	6	11
Blanks	99	128	109	82	103	54	95	68	91	54	74	120
<u>REPRESENTATIVE IN CONGRESS - EIGHT CONG. DIST</u>												
Joseph P. Kennedy, II 73 Bigelow St. Boston	451	561	415	344	410	245	392	259	328	267	263	404
Write INS	19	14	17	13	9	12	12	7	14	5	9	16
Blanks	109	130	108	85	107	74	109	77	88	41	79	131
<u>COUNCILLOR - SIXTH DISTRICT</u>												
Joseph A. Langone, III 58 Merrimac st. Boston	280	358	255	197	187	154	227	171	193	162	196	222
Robert W. Collins 12 Benmor St. Medford	178	213	172	123	207	99	167	106	137	101	90	163
Write Ins	4	7	7	5	2	4	4	1	8	2	3	7
Blanks	117	127	106	117	130	74	115	65	92	48	62	159
<u>SENATOR IN THE GENERAL COURT - Second Mdsx. Dist.</u>												
Salvatore (Sal) R. Albano 51 Mt. Vernon ST. SOM.	360	420	293	285	271	205	299	201	210	189	199	313
John F. Healey 330 Washington ST. Som.	162	212	201	118	204	102	183	115	189	104	117	177
Write Ins	2	11	2				1		8		3	2
Blanks	55	62	44	39	51	24	30	27	23	20	32	59
<u>REPRESENTATIVE IN GENERAL COURT - 29th Mdsx. DISTRICT</u>												
Marie E. Howe 19 Pembroke St. Somerville	387	456	306	191	256							354
Peter A. Vellucci 223 Hurley St. Cambridge	172	228	219	230	248							185
Write Ins		2	3	2	1							4
Blanks	20	19	12	19	21							8
<u>REPRESENTATIVE IN GENERAL COURT - 30th Mdsx. DISTRICT</u>												
Joseph K. Mackey 23 Jaques st. Somerville						257	396	261	322	263	294	
Write Ins						8	3	3	9	4	7	
Blanks						66	114	79	99	46	50	
<u>REPRESENTATIVE IN GENERAL COURT - 37th Mdsx. DISTRICT</u>												
Vincent Paul Ciampa 64 Ossipee Rd. Somerville												
Dominick M. Cirino 169 Playstead Rd. Medford												
Alfred P. Pompeo 18 Newton Rd. Medford												
John F. Stabile 28 Sagamore Ave. Medford												
Write Ins												
Blanks												
<u>Clerk OF COURTS</u>												
Edward J. Sullivan 295 Harvard St. Cambridge	397	485	274	284	377	228	343	241	303	233	242	336
Write Ins	12	11	7	9	4	7	7	2	7	3	7	13
Blanks	170	209	159	149	145	96	163	100	120	77	102	202

375R

AT THE STATE PRIMARY HELD THEREIN, September 15, 1988

DEMOCRATIC

Ward Five			Ward Six			Ward Seven			TOTALS
1	2	3	1	2	3	1	2	3	
452	436	480	507	430	351	486	564	549	9879
364	339	382	390	326	277	362	472	441	7757
13	10	13	25	13	13	14	10	11	265
75	87	85	92	91	61	110	82	97	1857
360	336	376	369	303	264	367	472	438	7624
8	10	14	27	14	15	9	9	11	264
84	90	90	111	113	72	110	83	100	1991
203	188	236	191	145	110	178	270	261	4384
175	158	133	169	151	132	162	201	186	3223
1	6	4	3	4	1	6	3	3	85
73	84	107	144	130	108	140	90	99	2187
212	216	287	298	245	199	277	350	326	5665
210	178	152	165	160	124	137	161	186	3359
1	6	3	2	2		3	2	3	51
29	36	38	42	23	28	69	51	34	814
									1950
									1282
									12
									99
362	338	360		324	282				3459
4	10	2		5	2				57
86	88	118		101	67				914
			286			330	360	340	1316
			3			5	2	4	14
			43			35	57	96	231
			130			89	120	84	423
			0				1	1	2
			45			27	24	20	116
327	295	316	313	274	225	296	425	390	6604
5	9	4	23	3	3	10	4	8	158
120	132	160	171	153	123	180	135	151	3017

5764

RECORD OF THE VOTES CAST IN THE VARIOUS PRECINCTS OF THE CITY OF SOMERVILLE

DEMOCRATIC

	WARD ONE			WARD TWO			WARD THREE			WARD FOUR		
	1	2	3	1	2	3	1	2	3	1	2	3
TOTAL NUMBER OF VOTES CAST	579	705	540	442	526	331	513	343	430	313	351	551
<u>REGISTER OF DEEDS</u>												
Joseph L. Bradley 2149 Commonwealth Ave. Newton	57	60	39	44	52	22	39	28	26	31	32	52
Eugene C. Brune 79 Wallace St. Somerville	394	474	366	283	312	217	365	234	305	225	259	355
Janet T. Dever 9 Canterbury Rd. Woburn	47	89	64	54	80	51	50	38	49	33	30	50
Thomas H. Fallon 86 Dexter St. Malden	41	36	33	18	30	19	27	25	22	16	9	26
Write Ins		2	2	3		3	2	1				3
Blanks	40	44	36	40	52	19	30	17	28	8	21	65
<u>COUNTY COMMISSIONER</u>												
Thomas J. Larkin 246 Carlisle Rd. Bedford	123	146	102	109	119	87	119	91	95	92	81	113
Matthew Donahue 115 Nesmith St. Lowell	91	119	96	64	81	39	74	54	58	41	58	67
Edward J. Kennedy, Jr. 312 Clark Rd. Lowell	248	271	199	151	185	95	187	92	133	113	108	155
Joseph R. Macaluso 7 Cedar Place, Somerville	217	329	273	176	211	174	241	190	234	169	186	256
Write Ins	5	10	2	10	1	2	2		5	1		8
Blanks	474	535	408	374	455	265	403	259	335	210	269	503
<u>TREASURER</u>												
James E. Fahey, Jr. 142 Robbins Rd. Watertown	384	496	373	276	345	211	343	222	290	221	239	323
Write Ins	14	9	9	11	6	10	10	3	8	2	7	11
Blanks	181	200	158	155	175	110	160	118	132	90	105	217

3772

RECORD OF THE VOTES CAST IN THE VARIOUS PRECINCTS OF THE CITY OF SOMERVILLE

REPUBLICAN

	WARD ONE			WARD TWO			WARD THREE			WARD FOUR		
	1	2	3	1	2	3	1	2	3	1	2	3
<u>TOTAL NUMBER OF VOTES CAST</u>	25	26	19	19	21	16	15	18	15	9	14	24
<u>SENATOR IN CONGRESS</u>												
Joseph D. Malone 90 Ellison Pk. Waltham	19	25	15	14	19	16	13	14	12	8	13	22
Write Ins	1	1		1					1			
Blanks	5		4	4	2		2	4	2	1	1	2
<u>Representative in Congress 8th Cong. District</u>												
Glenn W. Fiscus 447 Beacon St. Boston	17	23	10	10	15	12	11	15	10	7	9	14
Write Ins	2	1		1					1			
Blanks	6	2	9	8	6	4	4	3	4	2	5	10
<u>Councillor Sixth District</u>												
Vincent J. Manganello 237 Marion St. Boston	19	21	13	14	15	10	9	12	12	7	10	13
Write Ins	1	1							1			
Blanks	5	4	6	5	6	6	6	6	2	2	4	11
<u>SENATOR IN GENERAL COURT 2nd Mdsx. District</u>												
Write Ins	5	5	1		2			8	2			17
Blanks	20	21	18	19	19	16	15	10	13	9	14	7
<u>REPRESENTATIVE IN GENERAL COURT 29th Mdsx. District</u>												
Write Ins	8	5	1		3							3
Blanks	17	21	18	19	18							21
<u>REPRESENTATIVE IN GENERAL COURT 30th Mdsx. District</u>												
Write Ins								6	3			
Blanks						16	15	12	12	9	14	
<u>REPRESENTATIVE IN GENERAL COURT 37th Mdsx. District</u>												
Kenneth C. Phillips, Jr. 92 Arlington St. Medford												
Write Ins												
Blanks												
<u>CLERK OF COURTS</u>												
Write Ins	5	3	1		1			4	1			6
Blanks	20	23	18	19	20	16	15	14	14	9	14	18
<u>REGISTER OF DEEDS</u>												
Write Ins	9	4	2		3		3	3	4			6
Blanks	16	22	17	19	18	16	12	15	11	9	14	18
<u>COUNTY COMMISSIONER</u>												
Write Ins	5	3	3		4			2	1			2
Blanks	45	49	35	38	38	32	30	34	29	18	28	46
<u>TREASURER</u>												
Write Ins	4	3	1		2			2	3			1
Blanks	21	23	18	19	19	16	15	16	12	9	14	23

AT THE STATE PRIMARY HELD THEREIN, September 15, 1988

REPUBLICAN

WARD FIVE			WARD SIX			WARD SEVEN			TOTALS
1	2	3	1	2	3	1	2	3	
16	23	19	39	33	30	23	47	33	484
12	21	17	33	30	23	21	41	31	419
				1			1	1	7
4	2	2	6	2	7	2	5	1	58
10	20	15	30	25	21	17	37	31	359
		1	1	1			4	1	13
6	3	3	8	7	9	6	6	1	112
12	19	15	31	24	24	18	37	30	365
			1						4
4	4	4	7	9	6	5	10	3	115
		14	7	7		5		10	83
16	23	5	32	26	30	18	47	23	401
									20
									114
		3		6					18
16	23	16		27	30				190
			28			17	36	25	106
			1			1	1	1	4
			10			5	10	7	32
		2	2	6		4		8	43
16	23	17	37	27	30	19	47	25	441
		2	6	11	13	6		8	80
16	23	17	33	22	17	17	47	25	404
		2	3	6		5		6	42
32	46	36	75	60	60	41	94	60	442
		2	2	6		2		4	32
16	23	17	37	27	30	21	47	29	452

3784

The image shows a page from a ledger or account book. At the top left, the number "3784" is handwritten. The page features a grid of 15 columns and numerous rows. The columns vary in width, with the first column on the left being the widest. The grid is defined by vertical and horizontal lines. On the right side of the page, there are four circular hole punches arranged in two pairs, one pair near the top and one pair near the bottom. The entire page is set against a dark background, likely from a scanner.

RECORD OF ABSENT VOTERS

TABULATED FROM THE TALLY SHEETS OF THE PRIMARY HELD September 15, 1988

Wd	Pct	REGISTERED VOTERS														NON-REGISTERED VOTERS									
		Ballots Mailed		Ballots Cast		Not Returned		Returned To Late		Defective		Voted in Person		Health care Facility		Ballots Mailed		Ballots Cast		Not Returned		Returned To Late		Defective	
		D	R	D	R	D	R	D	R	D	R	D	R	D	R	D	R	D	R	D	R	D	R	D	R
1	1	15	1	13	1			1		1		5				1				1					
1	2	8		6		1		1				3				2		1		1					
1	3	10		5		4		1				3				2		1		1					
2	1	16		9		6		1				2				1						1			
2	2	14		8		4		2				4	2												
2	3	8	1	6		2	1					2				2		1		1					
3	1	8	3	6	1	2	1		1			3	1												
3	2	4	2	3	2	1						2				1				1					
3	3	6	2	4	2	1		1				4		21		1				1					
4	1	4		4								3				3		2						1	
4	2	7		5				1		1		1	1												
4	3	6		3		2		1				9				2		1		1					
5	1	7		3		3		1				1		4	1										
5	2	3		2		1						3				1								1	
5	3	6	1	5	1	1						1				1				1					
6	1	9	1	7		2	1					6				2				1		1			
6	2	9	1	6	1	2		1				1	1			2		2							
6	3	3	2	1	2	2						3													
7	1	5		4								1				1				1					
7	2	10	2	9	2			1				3													
7	3	5	1	4		1	1					1				1						1			
<u>Totals</u>		163	17	113	12	35	4	12	1	3		63	5	25	1	22	1	8		10		2	1	2	

3798



RECORD OF ABSENT VOTERS

TABULATED FROM THE TALLY SHEETS OF THE CITY PRELIMINARY ELECTION HELD, OCTOBER 10, 1989

REGISTERED VOTERS										NON-REGISTERED	
Wd	Pct	Ballots Mailed	Ballots Cast	Voted IN Person	Health Care Facility	Not Returned	Returned to Late	Defective		Ballots Mailed	Ballots Returned
1	1	13	13	1							
1	2	11	9	3			1	1			
1	3	3	2	8			1				
2	1	8	7	1		1					
2	2	5	4	1		1					
2	3	4	3				1			1	1
3	1	17	12			3	1	1			
3	2	6	6	1							
3	3	6	5	2	27	1					
4	1	10	7	3		1	2				
4	2	7	5	1			2				
4	3	3	3	3							
5	1	6	6	3							
5	2	2	1				1				
5	3	5	3	1		2					
6	1	4	3	7		1					
6	2	6	5			1					
6	3	6	4	1			2				
7	1			4							
7	2	6	4				1	1			
7	3	1		4				1			
		129	102	44	27	11	12	4		1	1

RECORD OF THE VOTES CAST IN THE VARIOUS PRECINCTS OF THE CITY OF SOMERVILLE

DEMOCRATIC

	WARD ONE			WARD TWO			WARD THREE			WARD FOUR		
	1	2	3	1	2	3	1	2	3	1	2	3
TOTAL NUMBER OF VOTES CAST	679	822	727	607	746	808	982	813	915	640	837	788
<u>SENATOR IN CONGRESS</u>												
John F. Kerry 43 Commonwealth Ave. Boston	470	585	527	447	550	609	696	584	650	444	583	569
Write Ins	20	26	24	13	15	21	18	17	29	15	24	22
Blanks	189	211	176	147	181	178	268	212	236	181	230	197
<u>GOVERNOR</u>												
Francis X. Bellotti 120 Hillside Ave. Quincy	334	404	348	308	390	479	526	409	450	326	429	370
Evelyn F. Murphy 148 Fuller St. Brookline	16	14	22	19	18	24	27	25	35	7	19	18
John Silber 132 Carlton St. Brookline	297	364	333	254	307	282	383	336	389	284	346	374
Write Ins	7	8	6	6	7	5	8	7	11	5	10	9
Blanks	25	32	18	20	24	18	38	36	30	18	33	17
<u>LIEUTENANT GOVERNOR</u>												
Marjorie O'Neill Clapprood 182 Pond St. Sharon	325	376	362	286	420	470	486	398	446	292	385	422
William B. Golden 29 Sargent Rd. Weymouth	167	184	159	139	140	150	208	165	219	130	182	148
Nicholas A. Paleologos 21 Wyman St. Woburn	110	153	129	101	92	85	160	138	142	141	157	124
Write Ins	1	9	2	3	3	6	6	6	2	2	9	3
Blanks	76	100	75	78	91	97	122	106	106	75	104	91
<u>ATTORNEY GENERAL</u>												
James M. Shannon 401 Prospect St. Lawrence	267	276	285	246	286	338	389	326	358	210	290	313
L. Scott Harshbarger 14 Sacramento St. Cambridge	357	482	400	305	388	400	504	424	494	373	474	416
Write Ins	3	5	2	4	3	2	2	2	3	2	3	2
Blanks	52	59	40	52	69	68	87	61	60	55	70	57
<u>SECRETARY OF STATE</u>												
Michael Joseph Connolly 42 Cerdan Ave. Boston	468	549	508	391	488	506	609	521	597	422	541	503
Write Ins	10	22	18	8	13	15	19	14	17	8	19	13
Blanks	201	251	201	208	245	287	354	278	301	210	277	272
<u>TREASURER</u>												
William Francis Galvin 46 Lake St. Boston	318	351	319	237	293	262	386	287	365	301	372	301
George Keverian 116 Irving St. Everett	165	227	199	163	209	254	273	239	263	164	218	225
Dick Kraus 1 Watermill Pl. Arlington	122	157	127	123	148	173	186	182	176	102	142	173
Write Ins	3	12	5	7	5	3	3	6	10	4	8	4
Blanks	71	75	77	77	91	116	134	99	101	69	97	85
<u>AUDITOR</u>												
A. Joseph DeNucci 119 Warwick Rd. Newton	469	570	510	383	474	491	619	521	600	442	567	501
Write Ins	10	22	15	10	10	13	13	10	15	9	18	14
Blanks	200	230	202	214	262	304	350	282	300	189	252	273

383 L

RECORD OF THE VOTES CAST IN THE VARIOUS PRECINCTS OF THE CITY OF SOMERVILLE
DEMOCRATIC

	WARD ONE			WARD TWO			WARD THREE			WARD FOUR		
	1	2	3	1	2	3	1	2	3	1	2	3
TOTAL NUMBER OF VOTES CAST	679	822	727	607	746	808	982	813	915	640	837	788
<u>REPRESENTATIVE IN CONGRESS - EIGHTH CONG. DIST</u>												
Joseph P. Kennedy, II 73 Bigelow St. Boston	537	617	564	456	569	627	729	603	704	503	614	595
Write Ins	16	23	21	14	15	17	10	17	22	6	25	22
Blanks	126	182	142	137	162	164	243	193	189	131	198	171
<u>COUNCILLOR - SIXTH DISTRICT</u>												
Joseph A. Langone, III 58 Merrimac St. Boston	235	306	237	166	169	188	269	208	264	232	314	203
Daniel G. Hurley 16 Welgate Rd. Medford	214	281	247	159	215	221	303	260	304	223	241	284
Anthony D. Pini 159 Cambridge St. Cambridge	110	105	123	134	176	159	164	157	130	79	122	130
Write Ins	1	9	5	8	7	8	9	8	12	6	8	9
Blanks	119	121	115	140	179	232	237	180	205	100	152	162
<u>SENATOR IN THE GENERAL COURT-Second Mdsx. Dist.</u>												
Salvatore(Sal)R. Albano 51 Mt. Vernon St. SOM.	378	380	372	344	408	468	529	428	415	310	379	414
Dominick M. Cirino 169 Playstead Rd. Medford	48	76	67	53	26	53	73	62	95	64	104	56
Edward J. Rideout 965 Fellsway Medford	200	296	217	134	212	163	261	240	287	201	270	247
Write Ins	3	6	3	3	3	6	2	0	5	3	2	3
Blanks	50	64	68	73	97	118	117	83	113	62	82	68
<u>REPRESENTATIVE IN GENERAL COURT - 29th Mdsx Dist.</u>												
Peter A. Vellucci 223 Hurley St. Cambridge	456	550	501	389	484							491
Write Ins	12	26	22	10	16							17
Blanks	211	246	204	208	246							280
<u>REPRESENTATIVE IN GENERAL COURT- 30th Mdsx Dist.</u>												
Mary E. Fantasia 181 Hudson St. Somerville							131	198	182	223	114	154
Patricia D.(Pat)Jehlen 67 Dane St. Somerville							538	492	381	372	189	280
Stanley M. Koty, Jr. 107 Highland Rd. Somerville							102	232	201	274	283	350
Write Ins							1	2	2	3	2	0
Blanks							36	58	47	43	52	53
<u>REPRESENTATIVE IN GENERAL COURT-37th Mdsx Dist.</u>												
Vincent Paul Ciampa 64 Ossipee Rd. Somerville												
Write Ins												
Blanks												
<u>DISTRICT ATTORNEY Northern District</u>												
Joseph K. Mackey 12 Benton Rd. Somerville	349	409	384	264	315	378	492	420	446	376	470	421
Thomas F. Reilly 54 Palfrey St. Watertown	134	165	159	120	181	145	200	156	215	111	168	180
George W. Spartichino 15 Loomis St. Cambridge	121	168	131	120	133	152	169	155	161	107	135	111
Write Ins	2	5	2	3	4	3	5	3	3	1	3	1
Blanks	73	75	51	100	113	130	116	79	90	45	61	75

AT THE STATE PRIMARY HELD THEREIN, September 18, 1990

323R

WARD FIVE			WARD SIX			WARD SEVEN			TOTALS
1	2	3	1	2	3	1	2	3	
961	941	1000	1021	1068	740	932	849	934	17,810
697	707	745	742	784	562	685	648	701	13,389
18	33	24	26	18	15	14	20	19	395
246	201	231	253	266	163	233	181	214	4,026
316	273	268	214	241	163	247	217	237	4,967
313	342	315	307	385	260	288	326	362	5,850
143	141	169	169	165	88	140	111	155	2,870
9	4	6	8	2	4	6	1	7	137
180	181	242	323	275	225	251	194	173	3,986
363	402	515	616	581	421	504	487	441	9,155
84	92	55	45	54	47	73	58	106	1,391
420	358	300	210	317	176	231	201	290	5,231
4	3	2	6	0	3	2	6	1	66
90	86	128	144	116	93	122	97	96	1,967
									2,871
									103
									1,395
143	99	231		167	107				1,749
256	293	408		577	385				4,171
505	510	314		264	188				3,223
2	3	0		1	1				17
55	36	47		59	59				545
			568			606	590	633	2,397
			29			26	15	11	81
			424			300	244	290	1,258
483	476	523	482	573	429	449	433	437	9,009
218	199	200	188	189	122	149	176	214	3,589
173	201	166	173	167	91	207	148	192	3,181
1	0	2	8	1	1	0	2	1	51
86	65	109	170	138	97	127	90	90	1,980

346

RECORD OF THE VOTES CAST IN THE VARIOUS PRECINCTS OF THE CITY OF SOMERVILLE

DEMOCRATIC

	WARD ONE			WARD TWO			WARD THREE			WARD FOUR		
	1	2	3	1	2	3	1	2	3	1	2	3
TOTAL NUMBER OF VOTES CAST	679	822	727	607	746	808	982	813	915	640	837	788
<u>REGISTER OF PROBATE</u>												
Thomas J. Larkin 246 Carlisle Rd. Bedford	315	380	327	253	306	332	397	330	416	293	367	349
Joseph L. Bradley 20 Gordon St. Framingham	190	253	242	171	210	199	283	251	249	199	250	223
Write Ins	4	10	6	3	3	9	13	3	10	8	8	3
Blanks	170	179	152	180	227	268	289	229	240	140	212	213
<u>COUNTY TREASURER</u>												
James E. Fahey, Jr. 142 Robbins Rd. Watertown	158	189	171	139	177	178	207	188	206	168	190	178
Warren McManus 273 Cardinal Medeiros Av Cambridge	78	103	95	98	114	115	127	91	133	64	113	109
Kevin J. Palmer 68 Liberty Ave. Somerville	281	343	320	181	233	223	327	297	314	258	334	296
Write Ins	3	8	7	5	7	8	14	6	8	3	7	7
Blanks	159	179	134	184	215	284	307	231	254	147	193	198
<u>COUNTY COMMISSIONER</u>												
Bill Schmidt 115 Clifton St. Cambridge	173	191	166	118	148	159	199	197	202	174	199	194
Barbara J. Auger Collins 32 Vernal St. Everett	151	167	151	131	141	145	181	147	157	143	169	128
William J. Eckland 44 Brewster Rd. Waltham	22	44	29	23	23	33	39	37	40	32	39	46
Francis X. Flaherty 149 Woodside Ln. Arlington	118	149	154	81	109	108	186	133	180	105	146	137
William S. McFarland 100 Oxford St. Cambridge	60	96	82	81	108	103	112	79	99	50	85	77
Write Ins	3	9	7	3	5	5	10	4	7	4	7	7
Blanks	152	166	138	170	212	255	255	216	230	132	192	199

RECORD OF THE VOTES CAST IN THE VARIOUS PRECINCTS OF THE CITY OF SOMERVILLE

REPUBLICAN

	WARD ONE			WARD TWO			WARD THREE			WARD FOUR		
	1	2	3	1	2	3	1	2	3	1	2	3
<u>TOTAL NUMBER OF VOTES CAST</u>	92	99	86	77	76	91	108	114	103	84	111	96
<u>SENATOR IN CONGRESS</u>												
Daniel W. Daly 27 Mast Hill Rd. Hingham	33	24	28	13	22	27	40	38	23	23	31	32
Jim Rappaport 761 Strawberry Hill Rd. Concord	49	68	48	53	45	52	58	57	65	54	63	55
Write Ins	0	1	0	0	2	1	0	1	1	0	1	1
Blanks	10	6	10	11	7	11	10	18	14	7	16	8
<u>GOVERNOR</u>												
Steven D. Pierce 69 Wood Rd. Westfield	47	34	37	31	23	36	40	37	39	45	27	29
William F. Weld 28 Fayerweather St. Cambridge	42	60	46	43	53	54	65	73	61	36	80	65
Write Ins	0	4	3	1	0	1	2	0	1	2	3	0
Blanks	3	1	0	2	0	0	1	4	2	1	1	2
<u>LIEUTENANT GOVERNOR</u>												
Argeo Paul Cellucci 2 Brigham St. Hudson	42	59	48	41	40	42	57	57	52	42	63	52
Peter G. Torkildsen 12 Spruce St. Danvers	40	30	27	23	29	38	42	41	36	35	37	32
Write Ins	0	1	1	0	1	1	2	0	0	0	1	0
Blanks	10	9	10	13	6	10	7	16	15	7	10	12
<u>ATTORNEY GENERAL</u>												
Guy A. Carbone 65 Woodfall Rd. Belmont	47	40	37	39	44	40	50	58	58	43	48	45
William C. Sawyer 15 Spring Hill Rd. Acton	30	46	32	25	19	33	39	37	20	30	38	36
Write Ins	0	3	0	0	2	1	2	0	1	0	1	2
Blanks	15	10	17	13	11	17	17	19	24	11	24	13
<u>SECRETARY OF STATE</u>												
Paul McCarthy 12 Lakeview Dr. Lynnfield	58	66	59	55	48	64	80	70	64	60	75	68
Write Ins	1	1	3	0	3	1	1	2	1	0	2	3
Blanks	33	32	24	22	25	26	27	42	38	24	34	25
<u>TREASURER</u>												
Joseph D. Malone 15 Cushman St. Watertown	75	86	70	56	58	73	95	88	78	69	89	80
Write Ins	2	0	0	0	3	0	0	0	2	0	2	2
Blanks	15	13	16	21	15	18	13	26	23	15	20	14
<u>AUDITOR</u>												
Douglas J. Murray 40 Everett Ave. Somerville	63	68	60	52	51	58	78	66	63	57	72	68
Write Ins	2	3	1	0	3	1	2	3	1	0	2	2
Blanks	27	28	25	25	22	32	28	45	39	27	37	26
<u>REPRESENTATIVE IN CONGRESS-EIGHTH CONGR. DIST.</u>												
Glenn W. Fiscus 447 Beacon St. Boston	59	67	57	53	50	58	76	62	60	55	74	65
Write Ins	2	0	2	0	3	1	1	4	1	0	1	3
Blanks	31	32	27	24	23	32	31	48	42	29	36	28

AT THE STATE PRIMARY HELD THEREIN, September 18, 1990

WARD FIVE			WARD SIX			WARD SEVEN			TOTALS
1	2	3	1	2	3	1	2	3	
80	104	112	139	140	132	120	126	142	2,282
52	68	73	89	95	84	78	79	96	1,418
1	1	2	0	3	0	2	1	1	30
27	35	37	50	42	48	40	55	45	784
51	70	70	93	103	91	77	73	94	1,439
1	1	4	1	3	0	2	1	4	36
28	33	38	45	34	41	41	52	44	757
									79
									447
47	72	70		96	87				749
2	2	1		2	2				17
31	30	41		42	43				413
			79			77	67	84	307
			12			7	10	21	50
			48			36	49	37	170
7	14	13	17	21	19	12	16	29	284
73	90	99	122	119	113	108	110	113	1,948
51	70	69	91	96	82	78	73	94	1,384
1	1	3	0	1	0	2	1	1	23
28	33	40	48	43	50	40	52	47	825
51	66	65	85	91	83	75	66	90	1,334
1	1	3	1	2	0	2	2	1	25
28	37	44	53	47	49	43	58	51	873
9	16	12	17	18	19	11	22	25	290
71	88	100	122	122	113	109	104	117	1,942

A TRUE COPY ATTEST:

Mary Walker
CHAIRMAN



RECORD OF ABSENT VOTERS (411)

TABULATED FROM THE TALLY SHEETS OF THE PRIMARY HELD September 18, 1990

Wd	Pct	REGISTERED VOTERS												NON-REGISTERED VOTERS						Defective					
		Ballots Mailed		Ballots Cast		Not Returned		Returned Too Late		Defective		Voted In Person		Health Facility		Ballots Mailed		Ballots Cast			Not Returned		Returned Too Late		
		D	R	D	R	D	R	D	R	D	R	D	R	D	R	D	R	D	R		D	R	D	R	D
1	1	10	2	10	1		1						3												
1	2	7		7									5												
1	3	4	1	3	1					1			2			1	1								
2	1	7		6		1							2			1				1					
2	2	12	2	9	2	1		2					1												
2	3	8		7		1							9	2											
3	1	22	3	19	3	3							8	1											
3	2	20	6	15	4	2		2		1	2	10													
3	3	15	1	14	1	1						6	1	40			1				1				
4	1	10		8		1				1		4	1												
4	2	14	1	11		3	1					6	1			1	1								
4	3	2	1	2	1							7													
5	1	12		10		1		1				6	1	2	1										
5	2	3	3	2	2	1	1					12	1			1	1								
5	3	17		11		3		2		1		7	2			1	1								
6	1	10		5		4		1				7	2												
6	2	14	2	11	1	2		1	1			8	2												
6	3	6		5		1						11	1			1								1	
7	1	7		6						1		12	2			1						1			
7	2	10	3	8	3	2						7		9											
7	3	4		4								9	3			1	1								
TOTALS:		214	25	173	19	27	3	9	1	5	2	142	20	51	1	8	1	5		1	1	1			TOTAL 1 411

282



AT THE PRELIMINARY ELECTION HELD THEREIN, OCTOBER 8, 1991

WARD FOUR			TOTAL	WARD FIVE			TOTAL	WARD SIX			TOTAL	WARD SEVEN			TOTAL	TOTALS
1	2	3		1	2	3		1	2	3		1	2	3		
382	477	462	1321	557	521	544	1622	564	616	422	1602	464	496	561	1521	10,816
16	31	33	80	53	61	52	166	101	55	26	182	41	41	35	117	1,037
187	197	178	562	202	160	180	542	193	224	165	582	198	146	226	570	4,100
156	223	213	592	276	277	266	819	197	275	201	673	190	273	275	738	4,883
17	16	28	61	19	13	37	69	58	50	19	127	24	28	16	68	571
1	1	0	2	0	2	2	4	4	1	0	5	2	0	4	6	26
5	9	10	24	7	8	2	22	11	11	11	33	9	8	5	22	199
101	107	109	317	100	105	102	307	78	91	53	222	79	59	116	254	2,318
97	75	76	248	91	81	86	258	70	78	54	202	84	73	86	243	1,651
150	183	204	537	246	224	269	739	290	272	212	774	209	225	263	697	4,688
116	157	172	445	195	159	208	562	242	280	209	731	209	251	202	662	4,149
224	266	251	741	256	225	267	748	302	306	190	798	199	229	248	676	5,265
181	225	227	633	302	300	246	848	240	264	174	678	261	267	350	878	5,077
62	118	119	299	161	184	201	546	235	241	145	621	164	182	164	510	3,405
157	175	170	502	227	217	229	673	231	220	182	633	168	180	218	566	4,483
45	65	71	181	83	74	96	253	73	90	67	230	59	56	55	170	1,649
1	6	2	9	4	6	4	14	5	2	0	7	3	2	14	19	77
394	531	447	1372	563	509	468	1540	490	620	402	1512	421	460	528	1409	10,502
																129
																855
																891
																10
																64
								272	304	205	781					781
								188	219	137	544					544
								72	59	49	180					180
								3	2	3	8					8
								29	32	28	89					89

A TRUE COPY ATTEST:

CHAIRMAN *Mary Walker*

RECORD OF ABSENT VOTERS

TABULATED FROM THE TALLY SHEETS OF THE PRELIMINARY ELECTION HELD OCTOBER 8, 1991

REGISTERED VOTERS									
WD	PCT	Ballots Mailed	Ballots Cast	Not Returned	Returned Too Late	Defective	Voted In Person	Health Care Facility	
1	1	13	12	1			3		
1	2	5	4		1				
1	3	7	6		1				
2	1	10	9	1			2		
2	2	4	4				1		
2	3	3	2		1		1		
3	1	17	15		2				
3	2	4	4						
3	3	7	5		2		2	48	
4	1	2	2						
4	2	6	6				1		
4	3	2	1		1				
5	1	3	3				4	5	
5	2	1		1			3		
5	3	4	3	1			2		
6	1	3	3				2		
6	2	2	2				1		
6	3						3		
7	1	4	3	1			1		
7	2	5	5					7	
7	3	4	2	1	1				
Totals:		106	91	6	9	0	26	60	Total Ballots Cast: 177

378L

RECORD OF VOTES CAST IN THE VARIOUS PRECINCTS OF THE CITY OF SOMERVILLE

DEMOCRATIC

	Ward One			Ward Two			Ward Three			Ward Four		
	1	2	3	1	2	3	1	2	3	1	2	3
Total Number of Votes Cast	475	629	529	424	529	569	636	580	687	375	469	535
<u>WARD COMMITTEE-WARD ONE</u>												
<u>GROUP TWO- CONT'D</u>												
Salvatore R. (Sal) Albano	165	227	174									
Grace A. Abruzzio	153	241	158									
Jean M. Roche	93	153	107									
Karen Mattos	99	146	110									
Ronald E. Mattos	94	143	100									
Peter R. Albano	121	172	122									
Elvira DeAngelis	95	192	112									
Daniel LeBlanc	96	133	100									
Michael J. Albano	117	169	121									
Arthur E. Maravelis	89	130	111									
John Caruso	97	154	120									
Karen L. Uminski	88	135	99									
William M. Roche	89	147	102									
Barbara A. Favalaro	115	176	121									
Nora E. Stackpole	103	171	113									
Catherine R. Collins	95	166	103									
Gloria J. Albano	123	174	132									
Julie Abruzzio	126	173	124									
Adrianna Baltimore	95	135	104									
Stanley J. Eichner	88	127	95									
Gladys Maged	92	138	99									
James F. McCarthy	103	159	136									
Norma Mattos	102	144	109									
Carmelina Bonavita	106	153	105									
Phyllis C. Grenier	93	136	98									
Paula J. Bowie	100	153	112									
Blanks												
<u>WARD COMMITTEE-WARD TWO</u>												
<u>GROUP ONE</u>												
				126	144	151						
Diane Whittier				151	179	183						
Ross P. Brimer				134	168	157						
John Cangiamila				144	158	175						
Michael A. Fager				130	149	160						
Kathryn J. Foley				155	180	183						
Edward W. Hardy				163	218	168						
Patricia Jehlen (Correct is Patricia D. (Pat))				232	266	318						

RECORD OF VOTES CAST IN THE VARIOUS PRECINCTS OF THE CITY OF SOMERVILLE

DEMOCRATIC

	Ward One			Ward Two			Ward Three			Ward Four		
	1	2	3	1	2	3	1	2	3	1	2	3
<u>Total Number of Votes Cast</u>	475	629	529	424	529	569	636	580	687	375	469	535
<u>WARD COMMITTEE-WARD TWO</u>												
<u>GROUP ONE-CONT'D</u>												
Alain Jehlen				168	205	231						
Ellen Kenney				159	189	179						
John T. Kiely				166	186	223						
Laura Lambrix				145	160	174						
Roy J. McDonald				152	174	172						
Ronald Newman				131	149	165						
Janice Sakai				138	163	176						
James W. Stace				137	189	159						
Paula M. Stuart				147	162	182						
James H. Welch, Jr.				147	159	161						
Anna E. Wischmann				143	176	178						
Joan Rice Wyatt				155	162	173						
John P. Mahoney				140	170	173						
M. Teresa Cardoso				195	220	230						
Joseph Puopolo				169	195	229						
Laurence J. Tosi, III				135	151	198						
Write-Ins				19	14	14						
Blanks				11,285	14,373	15,564						
<u>WARD COMMITTEE-WARD THREE</u>												
<u>GROUP ONE</u>												
Thomas F. Taylor							287	239	248			
Dorothy A. Gay							224	242	212			
Michael R. Grunko							140	148	142			
Nicholas J. Janedy							137	135	156			
Rosann Spurduto							155	143	153			
Paul M. Kelley							139	154	164			
Susan E. Fox							151	144	161			
Herbert Vargas							132	149	140			
Susan T. Krumholz							147	153	149			
Rebecca Sarah							148	154	155			
William T. Gage							142	130	142			
Karen I. Mancini							174	146	178			
Roberta Bauer							144	141	150			
Celia L. Taylor							199	164	187			
Linda G. Vitiello							155	167	203			
Francis A. Russo							153	131	142			

5942

RECORD OF VOTES CAST IN THE VARIOUS PRECINCTS OF THE CITY OF SOMERVILLE

DEMOCRATIC

	Ward One			Ward Two			Ward Three			Ward Four		
	1	2	3	1	2	3	1	2	3	1	2	3
Total Number of Votes Cast	475	629	529	424	529	569	636	580	687	375	469	535

WARD COMMITTEE-WARD THREE

GROUP ONE CONT'D

Michele A. Taylor							193	152	169			
Bertram A. Gay							155	169	166			
George A. Manzelli, Jr.							135	154	190			
Jane Fair Bestor							150	129	148			
John W. Hamilton							141	134	144			
Joelle Stein							142	126	144			
Richard M.W. Bauer							134	144	138			
Ruth M. Faris							144	135	153			
Paraskev Goltzos							141	127	138			
Josh C. O'Brien							149	136	151			
Edward S. daSilva							142	144	141			
Nina V. Huber							135	130	153			
Leonard Kesten							130	122	130			
Elizabeth M. Grunko							152	153	160			
Denise Gorayeb							137	123	142			
Richard A. Hart							141	173	147			
Mary F. Hart							152	181	164			
Agnes W. Benichasa							145	140	151			
Thomas L. Hall							150	169	174			
Write-Ins							2	1	20			
Blanks												

W 8/27
H 2/21
M 2/24

WARD COMMITTEE-WARD THREE

GROUP TWO

Joan Shute							57	44	75			
Paula Gartland							51	64	117			
Sandra Clifford							50	78	83			
Laura L. Gallant							48	49	97			
Robert Gallant							39	44	88			
Diane M. Clifford							50	71	81			
John J. Clifford							36	62	79			
Sheila M. Tracy							62	56	102			
Charles Houghton							51	84	125			
Paul Gillis							41	94	101			
Charles H. Houghton							49	86	125			
Gale Doane							49	50	90			
Write-Ins							3	5	3			

395L

RECORD OF VOTES CAST IN THE VARIOUS PRECINCTS OF THE CITY OF SOMERVILLE

DEMOCRATIC

	Ward One			Ward Two			Ward Three			Ward Four		
	1	2	3	1	2	3	1	2	3	1	2	3
Total Number of Votes Cast	475	629	529	424	529	569	636	580	687	375	469	535
WARD COMMITTEE-WARD FOUR												
GROUP ONE										127	138	137
Marie E. Howe										232	247	312
Michael E. Capuano										211	254	280
Maryann C. Cappello										237	253	253
Anthony V. Cipriano										181	215	172
Barbara McKenna										148	170	207
Edward A. Ciampa										165	196	213
James V. McCallum										134	151	156
Mary M. Antonelli										188	190	197
Cindy Lou Hickey										144	159	177
James G. O'Connor										160	175	157
Michael Foley										141	162	180
Mary M. Holmes										158	197	180
James A. Norton										148	158	166
Elizabeth A. Fula										135	154	170
Irene C. Crowley										140	158	170
Daniel Spinosa										138	153	174
Vito Vaccaro										183	213	174
Josephine Mary Galimi										135	156	155
Anna M. Mansolilli										141	170	164
Richard A. Sullivan										139	157	168
Laurie Foley										144	158	189
Elvira Bottaro										144	165	160
Mary A. Leydon										134	154	180
Edward F. Holmes										153	183	162
Edward M. Palazzolo										168	180	155
Jeffrey R. Cappello										181	191	184
Alfred Iappini										143	165	149
Elaine Sullivan										141	160	184
Angelo J. Coroniti										131	146	159
Mary L. Spinosa										141	159	189
Paul A. Romeo										139	157	150
Barbara Capuano										165	188	226
Agostinho Rodrigues										130	149	170
Louise Tansino										147	175	160
Donald Norton										149	159	165
Blanks										7659	12338	12318

3982

RECORD OF VOTES CAST IN THE VARIOUS PRECINCTS OF THE CITY OF SOMERVILLE

DEMOCRATIC

	Ward One			Ward Two			Ward Three			Ward Four		
	1	2	3	1	2	3	1	2	3	1	2	3
Total Number of Votes Cast	475	629	529	424	529	569	636	580	687	375	469	535
<u>WARD COMMITTEE-WARD SIX</u>												
<u>GROUP TWO-CONT'D</u>												
Mary A. Lewis												
Write-Ins												
Blanks												
<u>WARD COMMITTEE-WARD SEVEN</u>												
<u>GROUP ONE</u>												
Paul C. Trane												
Lisa S. Walker												
Nancy A. Trane												
Ronald J. Kennelly												
Carol Alexander												
Thomas C. Trane												
Annie L. Johnson												
Ann L. Stephenson												
Salvatore P. Casparriello												
Vincent Paul Ciampa												
Hattie Fay Henebury												
James E. Monagle												
Cathleen O'Dea												
James J. Bretta												
Anne F. Johnson												
Michael J. Gorman												
Joyce E. Shallah												
Anthony Buddy Andrews												
Robert C. Trane												
John Trane												
Andrew R. Puglia												
Leo F. Henebury, Jr.												
Anthony Ciccariello												
Joan M. Puglia												
Sandra J. Dumas												
Paul F. Dumas												
John T. Kiely, Jr.												
Robert L. Brennan, Jr.												
Patricia A. Berg												
Janet Ciccariello												
Kathleen A. Tobin												

AT THE PRESIDENTIAL PRIMARY HELD THEREIN MARCH 10, 1992

DEMOCRATIC

Ward Five			Ward Six			Ward Seven			Total
1	2	3	1	2	3	1	2	3	12,283
582	554	660	785	786	555	635	656	633	
			171	207	132				510
			213	226	153				592
			11	8	4				23
			20,446	19,920	13,934				53,819
						171	190	180	541
						197	234	219	650
						212	222	199	633
						197	233	203	633
						186	219	218	623
						208	215	198	621
						179	211	199	589
						222	232	208	662
						199	211	190	600
						216	233	223	672
						311	330	325	966
						196	229	224	649
						228	221	216	665
						304	345	339	988
						211	239	231	681
						211	232	218	661
						188	224	204	616
						203	216	201	620
						208	205	206	619
						183	212	202	597
						182	209	197	588
						251	286	292	829
						191	218	244	653
						204	226	247	677
						239	250	258	747
						216	242	249	707
						224	245	261	730
						190	221	207	618
						184	213	217	614
						249	271	267	787
						215	231	255	701
						211	241	225	677

RECORD OF VOTES CAST IN THE VARIOUS PRECINCTS OF THE CITY OF SOMERVILLE

DEMOCRATIC

	Ward One			Ward Two			Ward Three			Ward Four		
	1	2	3	1	2	3	1	2	3	1	2	3
Total Number of Votes Cast	475	629	529	424	529	569	636	580	687	375	469	535
<u>WARD COMMITTEE-WARD SEVEN</u>												
<u>GROUP ONE-CONT'D</u>												
Write-Ins:												
Mark Henebury												
Leo F. Henebury, III												
All Others												
Blanks												

AT THE PRESIDENTIAL PRIMARY HELD THEREIN MARCH 10, 1992

DEMOCRATIC

Ward Five			Ward Six			Ward Seven			Total
1	2	3	1	2	3	1	2	3	
582	554	660	785	786	555	635	656	633	12,283
						171	190	180	541
								6	6
								6	6
						12	28	26	66
						<i>15,598</i>	<i>15,616</i>	<i>14,973</i>	46,187

4002

RECORD OF VOTES CAST IN THE VARIOUS PRECINCTS OF THE CITY OF SOMERVILLE
 REPUBLICAN

Ward One Ward Two Ward Three Ward Four

1 2 3 1 2 3 1 2 3 1 2 3
 Total Number of Votes Cast 57 56 66 46 49 38 81 62 67 50 53 55

PRESIDENTIAL PREFERENCE

Patrick J. Buchanan 19 21 22 13 13 15 28 20 15 18 21 24
 David Duke 3 2 1 1 2 3 0 1 3 0 3 3
 George Bush 31 30 41 27 28 14 47 34 46 30 26 24
 No Preference 3 0 1 5 3 2 4 4 1 2 1 2
 Write-Ins 1 3 0 0 2 2 2 3 2 0 1 1
 Blanks 0 0 1 0 1 2 0 0 0 0 1 1

STATE COMMITTEE MAN

Alfred A. Fondacaro, Jr. 10 10 14 3 9 4 19 8 9 4 13 11
 Gary T. Brennan 13 21 15 18 15 10 16 19 16 9 18 11
 George L. Leavitt, Jr. 13 9 17 6 12 7 10 12 14 20 11 18
 James D. Olsen 5 2 1 3 5 2 8 6 1 0 0 3
 Scott A. Rosselli 1 3 4 4 0 5 4 8 4 10 4 6
 Write-Ins 1 3 2 1 0 3 0 0 2 1 1 1
 Blanks 14 8 13 11 8 7 24 9 21 6 6 5

STATE COMMITTEE WOMAN

Cheryl Pote Chisholm 34 35 39 30 29 27 45 44 28 32 42 38
 Write-Ins 4 3 4 1 0 2 2 2 3 4 2 3
 Blanks 19 18 23 15 20 9 34 16 36 14 9 14

WARD COMMITTEE-WARD ONE

GROUP ONE 0 0 0
 Write-Ins 3 1 2
 Blanks 1998 1959 2368

WARD COMMITTEE-WARD TWO

GROUP ONE 0 0 0
 Write-Ins 3 10 0
 Blanks 1607 1705 1330

WARD COMMITTEE-WARD THREE

GROUP ONE 29 23 15
 Gary Crosby Brasor 33 32 20
 Ronald Bonney, Jr. 37 26 24
 James Matthew Veneziano 35 30 20
 Elizabeth H. Brasor 31 31 23
 Janet Callahan 35 30 20

NON-GROUPED

Paul Van Steensburg 7 14 11
 Rita P. VanSteensburg 7 14 10
 Write-Ins 1 0 4
 Blanks 2049 1993 2213

AT THE PRESIDENTIAL PRIMARY HELD THEREIN MARCH 10, 1992

REPUBLICAN

Ward Five			Ward Six			Ward Seven			Total
1	2	3	1	2	3	1	2	3	
58	68	57	78	103	83	63	71	88	1349
									104
									15
									5411
14	15	22							51
18	25	27							70
20	26	29							75
25	21	23							69
27	30	32							89
0	2	0							2
1940	2276	1884							6100
			30	27	26				83
			42	47	40				129
			38	43	39				120
			34	34	31				99
			37	40	34				111
			43	52	45				140
			37	32	28				97
			1	32	0				33
			2498	3325	2686				8509
						23	31	34	88
						37	45	52	134
						24	38	40	102
						24	35	40	99
						1	1	3	5
						540	591	745	1876

1022

RECORD OF VOTES CAST IN THE VARIOUS PRECINCTS OF THE CITY OF SOMERVILLE
INDEPENDENT VOTERS PARTY

	Ward One			Ward Two			Ward Three			Ward Four		
	1	2	3	1	2	3	1	2	3	1	2	3
Total Number of Votes Cast	0	0	4	4	1	1	0	0	1	0	0	1
<u>PRESIDENTIAL PREFERENCE</u>												
Robert J. Smith												
Darcy G. Richardson				1								
Erik Thompson												
Howard Phillips									1			
Earl F. Dodge												
J. Quinn Brisben												
Michael S. Levinson												
Bo Gritz												
No Preference			1	2								
Write-Ins				1		1						1
Blanks			3		1							
<u>STATE COMMITTEE MAN</u>												
Write-Ins									1			1
Blanks			4	4	1	1						
<u>STATE COMMITTEE WOMAN</u>												
Write-Ins												1
Blanks			4	4	1	1			1			
<u>WARD COMMITTEE</u>												
Write-Ins						1						
Blanks	0	0	40	40	10	9	0	0	10	0	0	10

* Write-In Jerry Brown (W6,P3)
* Write-In Pat Buchanan (W5,P3)

AT THE PRESIDENTIAL PRIMARY HELD THEREIN MARCH 10, 1992

INDEPENDENT VOTERS PARTY

Ward Five			Ward Six			Ward Seven			Total
1	2	3	1	2	3	1	2	3	25
2	2	3	3	1	1	0	1	0	0
1	1						1		1
1	1	2	1						8
		*1	2		*1				7
				1					5
1	1								4
1	1	3	3	1	1		1		21
1									2
1	2	3	3	1	1		1		23
5	5								11
15	15	30	30	10	10	0	10	0	239

A TRUE COPY ATTEST:

CHAIRMAN *May Walker*

H99L

RECORD OF ABSENT VOTERS (265)

TABULATED FROM THE TALLY SHEETS OF THE PRESIDENTIAL PRIMARY ELECTION HELD MARCH 10, 1992

		REGISTERED VOTERS															Voted in Person			Health Care Facility		
Wd.	Pct.	Ballots Mailed			Ballots Cast			Not Returned			Returned Too Late			Defective			D	R	V	D	R	V
		D	R	V	D	R	V	D	R	V	D	R	V	D	R	V						
1	1	15	1		12	1					1			2			1					
1	2	5	1		5				1								3					
1	3	3	2		3	2											2					
2	1	7			5				1					1			2	1				
2	2	8			4				1					3			3					
2	3	6			6												4					
3	1	30	3	1	27	3			2		1			1			3					
3	2	20	7		14	5			3					3	2		5					
3	3	5	2		5	2											1				46	
4	1	2	2		2	2											1					
4	2	6			4									2			1					
4	3	5			5												3					
5	1	8			8												3				3	1
5	2	1			1																	
5	3	6			5				1								3					
6	1	9	1		6				1	1		1		1			7					
6	2	7			6				1								3					
6	3	6			4							1		1			2					
7	1	5			2				2					1			5					
7	2	12	1		10	1			1			1									9	
7	3	1	1		1	1											1	2				
TOTALS:		167	21	1	134	16	0	14	3	1	4	0	0	15	2	0	53	3	0	58	1	0

TOTAL: 265

RECORD OF ABSENT VOTERS (5)

TABULATED FROM THE TALLY SHEETS OF THE PRESIDENTIAL PRIMARY ELECTION HELD MARCH 10, 1992

		NON-REGISTERED VOTERS														
Wd	Pct	Ballots Mailed			Ballots Cast			Not Returned			Returned top late			Defective		
		D	R	V	D	R	V	D	R	V	D	R	V	D	R	V
1	1	2						1						1		
1	2															
1	3	1						1								
2	1	1				1										
2	2															
2	3															
3	1															
3	2	1				1										
3	3															
4	1	1				1										
4	2															
4	3															
5	1															
5	2	1				1										
5	3															
6	1															
6	2		1				1									
6	3															
7	1															
7	2															
7	3															
TOTALS:		7	1	0	4	1	0	2	0	0	0	0	0	1	0	0
															TOTAL: 5	

W04 L

RECORD OF THE VOTES CAST IN THE VARIOUS PRECINCTS OF THE CITY OF SOMERVILLE

DEMOCRATIC

	WARD ONE			WARD TWO			WARD THREE			WARD FOUR		
	1	2	3	1	2	3	1	2	3	1	2	3
TOTAL NUMBER OF VOTES CAST	579	694	509	453	530	501	642	492	569	392	522	542
REPRESENTATIVE IN CONGRESS-EIGHTH CONG. DISTRICT												
Joseph P. Kennedy, 11-73 Bigelow St., Boston	507	583	432	369	436	417	522	368	477	334	411	440
Charles Calvin Yancey- 3 Hooper St., Boston	51	74	58	63	75	61	89	97	69	42	83	77
Write Ins	1	1	2	1	0	3	1	1	1	0	6	1
Blanks	20	36	17	20	19	20	30	26	22	16	22	24
COUNCILLOR-SIXTH DISTRICT												
Daniel G. Hurley - 16 Welgate Rd., Medford	56	73	55	31	36	27	35	20	52	37	63	45
Richard Anthony Campana-143 Warren Ave., Boston	36	37	28	23	24	29	31	12	23	28	35	26
Dorothy A. Kelly Gay-1 Avon St., Somerville	246	289	240	230	303	251	358	329	272	174	214	283
Robert M. Kelley-14 Lexington St., Boston	24	17	13	8	13	17	21	3	14	11	12	12
Vincent LoPresti-30 High St., Stoneham	83	107	77	58	48	62	58	50	75	54	68	68
Vincent J. Ragucci, III-70 Clark St., Everett	30	32	10	7	14	11	35	10	21	13	20	15
Salvatore J. Tecce-61 N. Washington St., Boston	56	64	32	28	10	43	36	25	30	37	56	24
Write Ins	2	2	1	0	2	3	2	0	1	3	3	3
Blanks	46	73	53	68	80	58	66	43	81	35	51	66
SENATOR IN GENERAL COURT-Second Middlesex District Somerville												
Salvatore (Sal) R. Albano-51 Mt. Vernon St.	281	235	129	166	172	187	243	170	169	74	125	161
Robert W. Collins-12 Benmor St., Medford	13	12	4	12	14	7	21	6	19	15	16	15
Marie E. Howe-19 Pembroke St., Somerville	117	191	136	112	115	95	102	105	106	64	77	162
Patricia A. Keefe-112 Circuit Rd., Medford	13	24	25	22	23	22	26	21	25	14	20	24
Joseph K. Mackey-12 Benton Rd., Somerville	134	201	184	122	173	174	221	169	214	202	264	151
Write Ins	2	7	3	0	4	4	3	2	3	1	4	4
Blanks	19	24	28	19	29	12	26	19	33	22	16	25
REPRESENTATIVE IN GENERAL COURT-29th M'sex District												
Elio LoRusso-11 George St., Somerville	98	150	67	32	29							72
Kenneth D. May-241 Cardinal Medeiros Ave., Cambridge	7	6	9	8	6							12
Timothy J. Toomey, Jr.-88 Sixth St., Cambridge	176	247	182	159	255							128
Karen L. Uminski-19 Bonair St., Somerville	283	273	224	231	219							311
Write Ins	1	1	4	1	0							4
Blanks	14	17	23	22	21							15
REPRESENTATIVE IN GENERAL COURT-30th M'sex District												
Patricia D. (Pat) Jehlen-67 Dane St., Somerville						374	406	331	335	210	287	
Matthew J. Buckley-58 Pearson Ave., Somerville						107	202	145	202	156	203	
Write Ins						1	5	0	2	0	2	
Blanks						19	29	16	30	26	30	

AT THE STATE PRIMARY HELD THEREIN, September 15, 1992

DEMOCRATIC

WARD FIVE			WARD SIX			WARD SEVEN			TOTAL
1	2	3	1	2	3	1	2	3	
564	564	577	575	622	457	524	486	572	11,366
466	450	473	451	493	371	425	413	486	9,324
73	86	77	100	107	66	84	56	59	1,547
5	2	0	2	1	0	1	1	0	30
20	26	27	22	21	20	14	16	27	465
53	75	44	40	46	48	46	52	53	987
25	30	24	30	18	13	29	36	57	594
250	249	295	320	344	216	250	247	232	5,592
13	19	15	11	7	17	8	8	10	273
99	79	86	52	61	44	75	52	85	1,441
15	19	21	15	19	11	19	13	39	389
45	35	29	16	35	20	38	26	38	723
4	0	0	3	0	2	1	1	3	36
60	58	63	88	92	86	58	51	55	1,331
140	155	197	225	223	152	154	132	203	3,693
12	13	11	7	15	11	9	10	14	256
138	94	136	95	104	49	95	72	85	2,250
22	22	14	26	25	16	25	23	18	450
219	257	194	194	225	203	222	221	233	4,177
5	3	1	5	0	1	1	3	3	59
28	20	24	23	30	25	18	25	16	481
									448
									48
									1,147
									1,541
									11
									112
305	231	345		407	291				3,522
220	311	208		196	145				2,095
4	2	1		1	1				19
35	20	23		18	20				266

435 L

RECORD OF THE VOTES CAST IN THE VARIOUS PRECINCTS OF THE CITY OF SOMERVILLE

DEMOCRATIC

	WARD ONE			WARD TWO			WARD THREE			WARD FOUR		
	1	2	3	1	2	3	1	2	3	1	2	3
TOTAL NUMBER OF VOTES CAST	579	694	509	453	530	501	642	492	569	392	522	542
REPRESENTATIVE IN GENERAL COURT-37th M'sex												
Vincent Paul Ciampa-64 Ossipee Rd. Somerville												
Write Ins												
Blanks												
SHERIFF-Middlesex County												
John P. McGonigle-11 Hillcrest Rd., Wakefield	429	476	365	277	344	326	428	320	373	291	369	338
Write Ins	12	14	13	8	10	4	14	7	8	5	19	18
Blanks	138	204	131	168	176	171	200	165	188	96	134	186
COUNTY COMMISSIONER-Middlesex County												
Edward J. Kennedy-312 Clark Rd., Lowell	286	285	225	176	221	188	277	180	236	180	228	195
Thomas J. Larkin- 246 Carlisle Rd., Bedford	146	181	123	116	141	134	179	141	162	139	145	129
Leonard H. Golder-67 Old Bolton Rd., Stow	19	24	17	12	13	18	37	24	15	18	15	21
Albert J. Onessimo-50 Main St., Somerville	165	242	168	140	159	141	177	159	155	133	162	158
Dennis J. Ready-2 Abbott Ln., Chelmsford	27	36	35	15	29	32	24	25	42	24	27	30
Adelle Schwalberg-35 Westlake Rd., Natick	53	58	54	61	63	62	79	60	61	28	53	73
Write Ins	3	9	8	2	3	8	6	1	4	1	4	6
Blanks	459	553	388	384	431	419	505	394	463	261	410	472

AT THE STATE PRIMARY HELD THEREIN, September 15, 1992

DEMOCRATIC

WARD FIVE			WARD SIX			WARD SEVEN			TOTAL
1	2	3	1	2	3	1	2	3	
564	564	577	575	622	457	524	486	572	11,366
			326			383	368	423	1,500
			2				4		6
			30			14	10	8	62
			217			127	104	141	589
371	383	362	324	383	275	363	358	386	7,541
12	16	19	12	5	6	7	11	9	229
181	165	196	239	234	176	154	117	177	3,596
226	244	212	197	197	168	204	238	236	4,599
158	183	177	156	176	119	136	146	172	3,159
15	22	20	21	30	21	17	17	19	415
178	146	177	133	163	97	178	124	181	3,336
24	33	36	23	33	20	24	25	25	589
53	58	83	91	79	38	70	62	65	1,304
7	7	6	9	2	2	4	4	8	104
467	435	443	520	564	449	415	356	438	9,226

RECORD OF THE VOTES CAST IN THE VARIOUS PRECINCTS OF THE CITY OF SOMERVILLE

REPUBLICAN

	WARD ONE			WARD TWO			WARD THREE			WARD FOUR		
	1	2	3	1	2	3	1	2	3	1	2	3
TOTAL NUMBER OF VOTES CAST	32	39	50	26	27	30	53	45	33	24	33	42
REPRESENTATIVE IN CONGRESS-Eighth District												
Write Ins	7	7	18	2	5	6	16	7	4	4	7	12
Blanks	25	32	32	24	22	24	37	38	29	20	26	30
COUNCILLOR-Sixth District												
Virgil J. Aiello-56 River St., Boston	19	24	37	17	18	20	42	30	22	20	23	32
Write Ins	2	2	2	0	0	1	1	0	1	0	0	2
Blanks	11	13	11	9	9	9	10	15	10	4	10	8
SENATOR IN GENERAL COURT-Second Middlesex District 17 Robinson Pk.												
Charles(Charlie) E. Shannon, Jr. Winchester	25	33	45	20	23	25	48	38	32	24	23	39
Write Ins	1	0	2	0	1	1	0	0	0	0	1	1
Blanks	6	6	3	6	3	4	5	7	1	0	9	2
REPRESENTATIVE IN GENERAL COURT-29th M'sex Dist.												
Write Ins	5	6	10	1	5							9
Blanks	27	33	40	25	22							33
REPRESENTATIVE IN GENERAL COURT-30th M'sex Dist.												
Julie T.F. Kelleher-57 Simpson Ave., Somerville							25	48	34	28	22	25
Write Ins							1	1	0	0	0	0
Blanks							4	4	11	5	2	8
REPRESENTATIVE IN GENERAL COURT-37th M'sex Dist.												
Write Ins Joseph Mecrones All Others												
Blanks												
SHERIFF-Middlesex County												
Gary Buxton-43 Turner Rd., Holliston	3	3	11	3	6	6	13	13	6	4	11	4
Michael J. Dever-13 Pilgrim Rd., Woburn	8	22	14	2	7	12	23	9	10	10	12	9
Vincent Lawrence Dixon-287 Harvard St., Cambridge	17	8	16	16	11	9	14	16	12	8	7	20
Write Ins	0	1	0	0	0	1	0	0	0	0	0	1
Blanks	4	5	9	5	3	2	3	7	5	2	3	8
COUNTY COMMISSIONER-Middlesex County												
Anthony F. Ranieri-37 May St., Everett	6	25	26	12	13	18	23	12	15	18	19	25
James P. Regan-25 Manomet Rd., Newton	16	10	20	10	11	9	17	23	17	11	9	13
Edward L. Weinberg-17 Ashmont Dr., Framingham	9	10	14	9	9	6	25	18	2	5	11	12
Write Ins	2	0	0	0	0	1	0	0	0	0	0	1
Blanks	31	33	40	21	21	26	41	37	32	14	27	33

AT THE STATE PRIMARY HELD THEREIN, September 15, 1992

REPUBLICAN

WARD FIVE			WARD SIX			WARD SEVEN			TOTAL
1	2	3	1	2	3	1	2	3	
51	31	32	48	56	44	31	47	49	823
13	8	8	5	16	10	5	3	9	172
38	23	24	43	40	34	26	44	40	651
30	20	27	31	40	26	20	32	33	563
0	4	0	1	2	1	0	1	3	23
21	7	5	16	14	17	11	14	13	237
41	25	29	45	50	33	25	38	41	702
2	2	0	1	3	1	0	1	4	21
8	4	3	2	3	10	6	8	4	100
									36
									180
33	24	22		47	33				341
2	1	1		1	0				7
16	6	9		8	11				84
			4			1	1	6	12
			7			5	10	4	26
			37			25	36	39	137
8	5	3	8	13	9	4	12	17	162
16	12	11	14	20	15	7	10	10	253
13	9	12	15	14	11	16	11	11	266
0	0	0	1	1	0	0	0	2	7
14	5	6	10	8	9	4	14	9	135
22	14	13	19	26	16	12	12	22	368
18	9	12	21	24	19	16	16	20	321
9	8	11	14	13	13	8	16	12	234
1	0	0	2	2	0	0	0	2	11
52	31	28	40	47	40	26	50	42	712

407L

RECORD OF THE VOTES CAST IN THE VARIOUS PRECINCTS OF THE CITY OF SOMERVILLE

INDEPENDENT VOTERS PARTY

	WARD ONE			WARD TWO			WARD THREE			WARD FOUR		
	1	2	3	1	2	3	1	2	3	1	2	3
TOTAL NUMBER OF VOTES CAST	1	10	7	8	0	0	0	2	1	2	0	3
<u>REPRESENTATIVE IN CONGRESS-8th District</u>												
Write Ins	1	8	1	8	0	0	0	0	0	2	0	1
Blanks	0	2	6	0	0	0	0	2	1	0	0	2
<u>COUNCILLOR-Sixth District</u>												
Write Ins	1	4	0	6	0	0	0	0	0	0	0	1
Blanks	0	6	7	2	0	0	0	2	1	2	0	2
<u>SENATOR IN GENERAL COURT -Second M'sex Dis</u>												
Somerville												
Jason Edward Kirk-151 College Ave.	0	2	4	3	0	0	0	1	1	0	0	3
Write Ins	0	3	0	3	0	0	0	0	0	0	0	0
Blanks	1	5	3	2	0	0	0	1	0	2	0	0
<u>REPRESENTATIVE IN GENERAL COURT</u>												
Joseph Mecrones												
Write Ins All Others	1	3	0	6	0	0	0	0	0	0	0	1
Blanks	0	7	7	2	0	0	0	2	1	2	0	2
<u>SHERIFF-Middlesex County</u>												
Write Ins	1	1	0	6	0	0	0	0	0	2	0	1
Blanks	0	9	7	2	0	0	0	2	1	0	0	2
<u>COUNTY COMMISSIONER-M'sex County</u>												
Write Ins	1	1	0	9	0	0	0	0	0	0	0	2
Blanks	1	19	14	7	0	0	0	4	2	4	0	4

AT THE STATE PRIMARY HELD THEREIN, September 15, 1992

WARD FIVE			WARD SIX			WARD SEVEN			TOTAL
1	2	3	1	2	3	1	2	3	
3	4	2	5	1	1	0	7	0	57
1	0	1	2	1	0	0	2	0	28
2	4	1	3	0	1	0	5	0	29
0	0	1	1	0	1	0	1	0	16
3	4	1	4	1	0	0	6	0	41
3	4	1	2	1	1	0	1	0	27
0	0	0	0	0	0	0	3	0	9
0	0	1	3	0	0	0	3	0	21
0	0	0	1	0	0	0	2	0	2
3	4	2	4	1	1	0	5	0	12
0	0	0	2	0	0	0	1	0	43
3	4	2	3	1	1	0	6	0	14
0	0	0	2	1	0	0	2	0	43
6	8	4	8	1	2	0	12	0	18
									96

A TRUE COPY ATTEST:

CHAIRMAN *Mary Walker*

4024

RECORD OF ABSENT VOTERS (315)

TABULATED FROM THE TALLY SHEETS OF THE STATE PRIMARY HELD SEPTEMBER 15, 1992

REGISTERED VOTERS

Wd.	Pct	Ballots Mailed			Ballots Cast			Not Returned			Returned too Late			Defective			Voted in Person			Health Care Facility		
		D	R	V	D	R	V	D	R	V	D	R	V	D	R	V	D	R	V	D	R	V
1	1	24	1		21	1		2						1								
1	2	7	2		7	1									1			1				
1	3	12	1		10			1	1					1			2					
2	1	13	1		12	1		1									3					
2	2	17			17												6					
2	3	14			10			2						2			4	1				
3	1	14	1	1	11	1		2		1				1			2			5	2	
3	2	19	6		12	2		6	4					1			3					
3	3	10	2		8	2		1						1			3	1		55	1	
4	1	6			3			2						1			1					
4	2	11			8			1						2								
4	3	15	1		10	1		4				1										
5	1	8	1	1	5	1		1		1		2					1			2	1	
5	2	5	1		3			1	1					1								
5	3	4	1		2				1			2					6					
6	1	8			5			3									4					
6	2	8	1		5	1		2				1					8					
6	3	5	3		4	1		1	1						1		8					
7	1	11			5			4						2			3					
7	2	12	1	1	8	1		4		1							7			3		
7	3	1	1					1	1								3					
		224	24	3	166	13		39	9	3	6			13	2		64	3		65	4	

RECORD OF ABSENT VOTERS (11)

TABULATED FROM THE TALLY SHEETS OF THE STATE PRIMARY HELD September 15, 1992

NON-REGISTERED VOTERS

Wd.	Pct.	Ballots Mailed			Ballots Cast			Defec-tive			Not Returned			Returned Too Late		
		D	R	V	D	R	V	D	R	V	D	R	V	D	R	V
1	1	2						1						1		
1	2															
1	3		1									1				
2	1	1			1											
2	2	1										1				
2	3	2			1							1				
3	1		1				1									
3	2	1			1											
3	3															
4	1															
4	2															
4	3	1										1				
5	1		1				1									
5	2	2			1							1				
5	3	2			2											
6	1	1										1				
6	2		2				1						1			
6	3															
7	1	1	2		1								2			
7	2	1			1											
7	3															
		15	7		8	3		1				5	4		1	

409

RECORD OF VOTES CAST IN THE VARIOUS PRECINCTS OF THE CITY OF SOMERVILLE

	WARD ONE			TOTAL	WARD TWO			TOTAL	WARD THREE			TOTAL
	1	2	3		1	2	3		1	2	3	
<u>TOTAL NUMBER OF VOTES CAST</u>												
<u>FOR ALDERMAN - WARD FOUR</u>												
Maryann C. Cappello				36								
Adam T. Mendonca				25								
Sheila D. Stiles				61								
Write-Ins												
Blanks												
<u>FOR ALDERMAN - WARD SIX</u>												
Brendan Devlin				29								
Charles J. Chisholm				151								
John M. Connolly				17								
Write-Ins												
Blanks												
<u>FOR ALDERMAN - WARD SEVEN</u>												
James F. Halloran				152								
James T. Marques				32								
Stephen J. Cronin				13								
Write-Ins												
Blanks												

RECORD OF ABSENT VOTERS

TABULATED FROM THE TALLY SHEETS OF THE PRELIMINARY ELECTION HELD SEPTEMBER 28, 1993

		REGISTERED VOTERS												
WARD	PCT	Ballots Mailed	Ballots Cast	Not Returned	Returned too late	Defec-tive	Voted in person	Health Care Facility						
1	1													
1	2													
1	3													
2	1													
2	2													
2	3													
3	1													
3	2													
3	3													
4	1	2	2											
4	2	1	1				2							
4	3	10	5	2		3	1							
5	1													
5	2													
5	3													
6	1	3	2	1										
6	2	3	3				1							
6	3	2	2				2							
7	1	1	1											
7	2	5	3	2			1							
7	3													
TOTALS:		27	19	5	0	3	7							TOTAL BALLOTS CAST: 26

RECORD OF VOTES CAST IN THE VARIOUS PRECINCTS OF WARD FOUR OF THE CITY OF SOMERVILLE

	WARD FOUR			TOTAL
	1	2	3	
TOTAL VOTES CAST - SCHOOL COMMITTEE	152	146	134	432
Charlene F. Harris 10 Fellsway West	30	26	28	84
Paul A. Romeo 18 Wheatland St.	67	63	34	164
John L. Norris III 65 Derby St.	17	6	8	31
James A. Norton 44 Jaques St.	38	50	59	147
Write-Ins	0	0	4	4
Blanks	0	1	1	2

AT THE SPECIAL PRELIMINARY HELD MAY 17, 1994 FOR WARD FOUR SCHOOL COMMITTEE

ABSENT VOTERS

Ward	Pct	Ballots Mailed	Ballots Cast	Not Returned	Defective	Returned Too Late	Voted in Person	Health Care Facility
4	1	1	1				2	
4	2						1	
4	3	4	4					
Total:		5	5				3	
								TOTAL VOTES CAST: 8

A TRUE COPY ATTEST:

Mary Walker
CHAIRMAN:

RECORD OF THE VOTES CAST IN THE VARIOUS PRECINCTS OF THE CITY OF SOMERVILLE

DEMOCRATIC

	WARD ONE			WARD TWO			WARD THREE			WARD FOUR		
	1	2	3	1	2	3	1	2	3	1	2	3
TOTAL NUMBER OF VOTES CAST	291	427	331	273	313	322	334	343	388	336	357	303
<u>SENATOR IN CONGRESS</u>												
Edward M. Kennedy - Marchant Ave., Barnstable	228	299	255	218	244	251	261	252	269	250	254	218
Write-Ins	11	18	14	10	6	15	7	15	18	11	23	20
Blanks	52	110	62	45	63	56	66	76	101	75	80	65
<u>GOVERNOR</u>												
George A. Bachrach - 39 Merrill Rd., Watertown	77	98	93	84	76	110	102	117	121	84	90	100
Michael J. Barrett - 110 Payerweather St., Cambridge	61	100	76	55	87	75	65	84	83	64	75	69
Mark Roosevelt - 1 Pinckney St., Boston	106	172	114	88	116	112	126	97	137	135	140	93
Write-Ins	7	9	2	4	5	7	2	1	8	2	8	10
Blanks	40	48	46	42	29	18	39	44	39	51	44	31
<u>LIEUTENANT GOVERNOR</u>												
Marc D. Draisen - 28 Symmes St., Boston	30	64	41	45	62	55	54	59	49	50	43	45
Robert K. Massie - 22 Fellsway West, Somerville	212	285	225	168	194	224	232	235	271	239	243	217
Write-Ins	3	0	5	2	1	5	0	1	2	0	7	2
Blanks	46	78	60	58	56	38	48	48	66	47	64	39
<u>ATTORNEY GENERAL</u>												
L. Scott Harshbarger - 439 Sandy Valley Rd., Westwood	239	332	272	205	241	257	267	273	289	261	273	240
Write-Ins	2	1	3	1	5	4	3	3	9	5	8	6
Blanks	50	94	56	67	67	61	64	67	90	70	76	57
<u>SECRETARY OF STATE</u>												
William Francis Galvin - 46 Lake St., Boston	160	221	174	122	146	141	154	175	193	201	181	155
Augusto F. Grace - 3 Arbor Ct., Burlington	76	136	89	87	106	112	111	104	120	78	109	93
Write-Ins	3	1	5	0	3	4	0	1	1	2	3	3
Blanks	52	69	63	64	58	65	69	63	74	55	64	52
<u>TREASURER</u>												
Shannon P. O'Brien - 90 Park St., Easthampton	201	293	233	163	207	210	218	243	244	225	240	193
Write-Ins	4	3	4	1	3	6	3	4	7	5	9	4
Blanks	86	131	94	109	103	106	113	96	137	106	108	106
<u>AUDITOR</u>												
A. Joseph DeNucci - 119 Warwick Rd., Newton	217	315	255	172	209	217	224	241	275	246	267	207
Write-Ins	2	1	3	1	5	5	2	2	4	1	6	3
Blanks	72	111	73	100	99	100	108	100	109	89	84	93
<u>REPRESENTATIVE IN CONGRESS - EIGHTH DISTRICT</u>												
Joseph P. Kennedy, II - 73 Bigelow St., Boston	231	315	272	216	248	248	253	244	281	263	256	221
Write-Ins	8	5	3	4	5	9	8	10	13	4	15	9
Blanks	52	107	56	53	60	65	73	89	94	69	86	73

AT THE STATE PRIMARY HELD THEREIN, SEPTEMBER 20, 1994

DEMOCRATIC

WARD FIVE			WARD SIX			WARD SEVEN			TOTAL
1	2	3	1	2	3	1	2	3	
407	370	411	463	475	325	375	362	382	7,588
286	270	302	362	358	249	286	285	297	5,694
19	13	22	15	25	17	14	12	10	315
102	87	87	86	92	59	75	65	75	1,579
105	106	106	163	151	128	91	102	92	2,196
95	81	100	96	100	55	88	94	82	1,685
151	130	134	144	163	96	129	116	161	2,660
5	6	9	8	6	5	10	4	5	123
51	47	62	52	55	41	57	46	42	924
57	39	64	99	84	63	64	59	47	1,173
280	250	272	275	300	196	231	240	273	5,062
2	4	1	6	4	1	2	2	3	53
68	77	74	83	87	65	78	61	59	1,300
307	292	313	356	369	247	279	299	285	5,896
5	8	12	7	4	3	5	4	5	103
95	70	86	100	102	75	91	59	92	1,589
218	209	203	191	220	133	163	192	179	3,731
109	98	115	148	130	112	126	102	118	2,279
4	2	6	5	6	4	0	1	7	61
76	61	87	119	119	76	86	67	78	1,517
250	238	256	266	283	197	236	248	255	4,899
4	4	10	8	4	4	5	3	6	101
153	128	145	189	188	124	134	111	121	2,588
292	243	282	296	291	214	255	264	276	5,258
1	4	9	4	2	2	4	3	3	67
114	123	120	163	182	109	116	95	103	2,263
301	278	312	346	351	240	287	293	297	5,753
10	6	14	11	9	8	11	4	7	173
96	86	85	106	115	77	77	65	78	1,662

4134

RECORD OF THE VOTES CAST IN THE VARIOUS PRECINCTS OF THE CITY OF SOMERVILLE

DEMOCRATIC

	WARD ONE			WARD TWO			WARD THREE			WARD FOUR		
	1	2	3	1	2	3	1	2	3	1	2	3
TOTAL NUMBER OF VOTES CAST	291	427	331	273	313	322	334	343	388	336	357	303
<u>COUNCILLOR-SIXTH DISTRICT</u>												
Dorothy A. Kelly Gay - 1 Avon St., Somerville	219	298	233	185	233	240	258	280	285	229	247	226
Joseph G. LaBate - 60 Albemarle Ave., Lexington	31	60	47	36	29	28	34	38	49	51	50	39
Write-Ins	1	1	1	0	0	5	0	1	0	0	5	1
Blanks	40	68	50	52	51	49	42	24	54	56	55	37
<u>DISTRICT SENATOR IN GENERAL COURT-MIDDLESEX,SUFFOLK,&ESSEX</u>												
Thomas F. Birmingham - 9 Nichols St., Chelsea	199			161								
Write-Ins	3			4								
Blanks	89			108								
<u>SENATOR IN GENERAL COURT - SECOND MIDDLESEX DISTRICT</u>												
Leo A. McHugh - 10 Jackson Rd., Medford		259	210		196	186	190	208	221	214	207	177
Write-Ins		3	4		1	8	2	5	3	3	12	5
Blanks		165	117		116	128	142	130	164	119	138	121
<u>DISTRICT REPRESENTATIVE IN GENERAL COURT - 29TH MIDDLESEX</u>												
Timothy J. Toomey, Jr. - 88 Sixth St., Cambridge	209	320	225	174	227						202	
Michael Baldasaro - 48 Porter St., Cambridge	54	76	60	51	51						88	
Write-Ins	0	1	0	0	1						3	
Blanks	28	30	46	48	34						64	
<u>DISTRICT REPRESENTATIVE IN GENERAL COURT - 30TH MIDDLESEX</u>												
Patricia D. (Pat) Jehlen - 67 Dane St., Somerville							247	258	266	269		
Write-Ins							15	5	6	9		
Blanks							60	71	71	110		
<u>DISTRICT REPRESENTATIVE IN GENERAL COURT - 37TH MIDDLESEX</u>												
Vincent Paul Ciampa - 64 Ossipee Rd., Somerville										250	216	
Write-Ins										7	7	
Blanks										79	80	
<u>DISTRICT ATTORNEY - NORTHERN DISTRICT</u>												
Thomas F. Reilly - 60 Palfrey St., Watertown	214	278	234	164	206	216	215	238	262	234	233	195
Write-Ins	3	6	3	1	7	4	4	3	6	2	7	5
Blanks	74	143	94	108	100	102	115	102	120	100	117	103
<u>CLERK OF COURTS - MIDDLESEX COUNTY</u>												
Edward J. Sullivan - 10 Rogers St., Cambridge	195	289	239	152	221	194	212	230	244	214	237	202
James P. Kennedy - 53 Main St., Lowell	50	63	43	52	50	46	40	43	49	65	54	43
Write-Ins	0	0	1	1	0	7	1	1	3	0	3	0
Blanks	46	75	48	68	42	75	81	69	92	57	63	58

AT THE STATE PRIMARY HELD THEREIN, SEPTEMBER 20, 1994

DEMOCRATIC

WARD FIVE			WARD SIX			WARD SEVEN			TOTAL
1	2	3	1	2	3	1	2	3	
407	370	411	463	475	325	375	362	382	7,588
298	267	305	330	340	223	269	267	266	5,498
57	50	46	42	40	32	39	44	48	890
2	1	1	3	1	0	1	0	0	24
50	52	59	88	94	70	66	51	68	1,176
									360
									7
									197
228	207	226	235	253	175	210	222	238	4,062
8	11	12	5	5	6	6	4	4	107
171	152	173	223	217	144	159	136	140	2,855
									1,357
									380
									5
									250
278	249	307	350	357	246				2,827
9	15	14	7	10	5				95
120	106	90	106	108	74				916
						261	271	268	1,266
						5	5	8	32
						109	86	106	460
273	246	272	276	289	203	233	253	271	5,005
2	4	5	3	4	4	3	5	4	85
132	120	134	184	182	118	139	104	107	2,498
288	262	280	269	276	189	240	254	276	4,963
49	39	41	61	52	38	40	44	40	1,002
2	1	5	3	2	3	0	0	1	34
68	68	85	130	145	95	95	64	65	1,589

RECORD OF THE VOTES CAST IN THE VARIOUS PRECINCTS OF THE CITY OF SOMERVILLE

DEMOCRATIC

	WARD ONE			WARD TWO			WARD THREE			WARD FOUR		
	1	2	3	1	2	3	1	2	3	1	2	3
<u>TOTAL NUMBER OF VOTES CAST</u>	291	427	331	273	313	322	334	343	388	336	357	303
<u>REGISTER OF DEEDS - MIDDLESEX SOUTHERN DISTRICT</u>												
Eugene C. Brune - 79 Wallace St., Somerville	231	294	250	179	212	221	267	252	278	242	250	229
John S. Kennedy - 199 Broadway, Everett	36	69	33	45	36	34	20	29	34	47	48	33
Douglas John Murray - 337 Central St., Newton	14	28	22	12	21	15	16	20	21	25	26	14
Write-Ins	0	1	0	0	1	5	0	0	2	0	2	1
Blanks	10	35	26	37	43	47	31	42	53	22	31	26
<u>COUNTY COMMISSIONER - MIDDLESEX COUNTY</u>												
Francis X. Flaherty - 149 Woodside Ln., Arlington	158	220	180	115	150	147	147	177	181	185	167	137
Gerald J. Flynn, Jr. - 28 Shedd Ln., Chelmsford	27	35	34	26	37	32	28	30	38	31	29	24
Douglas E. MacDonald - 21 Laurel St., Melrose	23	45	27	26	30	27	23	29	28	32	46	30
John M. MacGillivray - 15 Maple Ave., Newton	23	32	27	16	20	17	30	16	32	26	24	30
Write-Ins	1	1	1	1	1	4	2	1	3	1	4	2
Blanks	59	94	62	89	75	95	104	90	106	61	87	80

AT THE STATE PRIMARY HELD THEREIN, SEPTEMBER 20, 1994

DEMOCRATIC

WARD FIVE			WARD SIX			WARD SEVEN			TOTAL
1	2	3	1	2	3	1	2	3	
407	370	411	463	475	325	375	362	382	7,588
313	261	326	330	335	254	287	256	294	5,561
52	37	22	33	36	18	28	49	32	771
21	27	21	24	36	13	14	17	21	428
1	1	3	1	2	1	1	0	0	22
20	44	39	75	66	39	45	40	35	806
202	188	204	206	206	159	198	214	223	3,764
37	30	27	28	27	18	20	25	28	611
42	25	32	30	33	12	21	17	17	595
31	38	30	26	46	14	26	19	16	539
2	2	9	6	1	3	0	0	2	47
93	87	109	167	162	119	110	87	96	2,032

415 L

RECORD OF THE VOTES CAST IN THE VARIOUS PRECINCTS OF THE CITY OF SOMERVILLE

REPUBLICAN

	WARD ONE			WARD TWO			WARD THREE			WARD FOUR		
	1	2	3	1	2	3	1	2	3	1	2	3
<u>TOTAL NUMBER OF VOTES CAST</u>	32	41	35	35	33	40	47	55	63	63	60	47
<u>SENATOR IN CONGRESS</u>												
John R. Lakian - 129 Penzance Rd., Falmouth	6	12	6	6	9	6	8	7	7	13	7	4
W. Mitt Romney - 171 Marsh St., Belmont	24	29	27	26	24	33	36	45	55	49	50	42
Write-Ins	0	0	0	1	0	0	0	0	0	1	1	0
Blanks	2	0	2	2	0	1	3	3	1	0	2	1
<u>GOVERNOR</u>												
William P. Weld - 28 Fayerweather St., Cambridge	25	36	29	27	28	38	42	44	56	61	55	41
Write-Ins	1	1	1	2	1	0	1	3	1	0	0	0
Blanks	6	4	5	6	4	2	4	8	6	2	5	6
<u>LIEUTENANT GOVERNOR</u>												
Argeo Paul Cellucci - 2 Brigham St., Hudson	26	35	28	28	24	33	40	40	52	57	52	42
Write-Ins	0	1	0	0	1	0	0	2	1	0	1	0
Blanks	6	5	7	7	8	7	7	13	10	6	7	5
<u>ATTORNEY GENERAL</u>												
Janis M. Berry - 49 Vine St., Saugus	14	18	12	17	19	23	28	22	30	29	28	27
Guy A. Carbone - 65 Woodfall Rd., Belmont	10	11	12	13	8	8	13	21	24	28	22	16
Write-Ins	0	2	0	0	1	0	0	1	0	0	0	0
Blanks	8	10	11	5	5	9	6	11	9	6	10	4
<u>SECRETARY OF STATE</u>												
Arthur E. Chase - 14 Kenilworth Rd., Worcester	13	13	9	13	9	17	23	22	25	21	29	31
Peter V. Forman - 51 Warren Ave., Plymouth	9	16	13	14	14	13	18	16	25	28	19	9
Write-Ins	0	3	0	0	1	0	0	1	0	0	1	0
Blanks	10	9	13	8	9	10	6	16	13	14	11	7
<u>TREASURER</u>												
Joseph Daniel Malone - 271 Florence Rd., Waltham	24	34	27	27	26	33	39	41	53	53	53	40
Write-Ins	0	1	0	0	1	0	0	0	1	0	1	0
Blanks	8	6	8	8	6	7	8	14	9	10	6	7
<u>AUDITOR</u>												
Forrester A. "Tim" Clark, Jr. - 308 Sagamore St., Hamilton	15	14	15	11	13	17	23	26	31	27	26	24
Earle B. Stroll - 18 Sylvia St., Lexington	6	16	5	16	10	10	9	12	19	24	19	9
Write-Ins	0	1	0	0	2	0	0	0	0	0	1	0
Blanks	11	10	15	8	8	13	15	17	13	12	14	14
<u>REPRESENTATIVE IN CONGRESS - EIGHTH DISTRICT</u>												
Write-Ins	4	3	3	2	2	4	2	2	6	3	4	6
Blanks	28	38	32	33	31	36	45	53	57	60	56	41

AT THE STATE PRIMARY HELD THEREIN, SEPTEMBER 20, 1994

REPUBLICAN

WARD FIVE			WARD SIX			WARD SEVEN			TOTAL
1	2	3	1	2	3	1	2	3	
65	56	36	54	52	57	40	57	58	1,026
6	10	8	9	10	7	7	14	6	168
57	44	27	45	38	46	30	41	50	818
0	0	0	0	0	1	0	0	0	4
2	2	1	0	4	3	3	2	2	36
52	48	33	48	48	49	32	49	55	896
1	0	1	0	0	0	1	2	0	16
12	8	2	6	4	8	7	6	3	114
51	48	31	44	41	45	31	43	53	844
0	0	1	1	0	1	1	1	0	11
14	8	4	9	11	11	8	13	5	171
27	27	21	36	26	35	23	29	38	529
26	24	6	14	17	12	10	20	16	331
0	1	0	0	1	2	0	0	0	8
12	4	9	4	8	8	7	8	4	158
22	24	12	24	18	26	15	20	18	404
29	20	17	19	19	21	17	23	32	391
0	1	0	0	0	1	0	0	0	8
14	11	7	11	15	9	8	14	8	223
54	48	25	45	44	43	32	48	53	842
0	1	1	1	0	1	0	0	1	9
11	7	10	8	8	13	8	9	4	175
31	21	18	20	25	26	16	26	31	456
17	22	7	19	11	18	16	17	16	298
0	1	0	0	1	1	0	0	0	7
17	12	11	15	15	12	8	14	11	265
3	7	3	5	10	10	0	3	6	88
62	49	33	49	42	47	40	54	52	938

RECORD OF THE VOTES CAST IN THE VARIOUS PRECINCTS OF THE CITY OF SOMERVILLE

REPUBLICAN

	WARD ONE			WARD TWO			WARD THREE			WARD FOUR		
	1	2	3	1	2	3	1	2	3	1	2	3
TOTAL NUMBER OF VOTES CAST	32	41	35	35	33	40	47	55	63	63	60	47
COUNCILLOR - SIXTH DISTRICT												
Virgil J. Aiello - 56 River St., Boston	16	21	17	18	18	28	26	32	40	45	37	27
Write-Ins	0	1	0	0	2	0	0	1	1	0	1	0
Blanks	16	19	18	17	13	12	21	22	22	18	22	20
DISTRICT SENATOR IN GENERAL COURT - MIDDLESEX, SUFFOLK & ESSEX												
Write-Ins	1			1								
Blanks	31			34								
DISTRICT SENATOR IN GENERAL COURT - SECOND MIDDLESEX DISTRICT												
Charles(Charlie)E. Shannon, Jr. -17 Robinson Pk., Winchester		26	24		21	29	35	38	45	48	45	29
Write-Ins		3	0		2	0	0	0	2	0	1	0
Blanks		12	11		10	11	12	17	16	15	14	18
DISTRICT REPRESENTATIVE IN GENERAL COURT - 29TH MIDDLESEX												
Write-Ins	1	5	2	0	4						2	
Blanks	31	36	33	35	29						58	
DISTRICT REPRESENTATIVE IN GENERAL COURT - 30TH MIDDLESEX												
Isaac M. Machado - 18 Granite St., Somerville							32	31	33	39		
Write-Ins							0	0	1	1		
Blanks							8	16	21	23		
DISTRICT REPRESENTATIVE IN GENERAL COURT - 37TH MIDDLESEX												
Write-Ins										4	1	
Blanks										59	46	
DISTRICT ATTORNEY - NORTHERN DISTRICT												
Write-Ins	1	4	2	3	3	3	2	0	3	2	2	0
Blanks	31	37	33	32	30	37	45	55	60	61	58	47
CLERK OF COURTS - MIDDLESEX COUNTY												
Write-Ins	1	4	2	3	3	2	2	1	3	2	1	0
Blanks	31	37	33	32	30	38	45	54	60	61	59	47
REGISTER OF DEEDS - MIDDLESEX SOUTHERN DISTRICT												
Jane Sullivan Savery - 177 Charles St., Cambridge	13	21	16	17	16	26	28	28	31	43	27	22
Write-Ins	2	6	2	1	2	1	1	1	2	2	5	2
Blanks	17	14	17	17	15	13	18	26	30	18	28	23
COUNTY COMMISSIONER - MIDDLESEX COUNTY												
Write-Ins	1	3	2	1	5	3	3	1	4	1	1	1
Blanks	31	38	33	34	28	37	44	54	59	62	59	46

AT THE STATE PRIMARY HELD THEREIN, SEPTEMBER 20, 1994

REPUBLICAN

WARD FIVE			WARD SIX			WARD SEVEN			TOTAL
1	2	3	1	2	3	1	2	3	
65	56	36	54	52	57	40	57	58	1,026
34	39	20	32	32	36	23	30	43	614
0	0	0	1	0	2	1	0	0	10
31	17	16	21	20	19	16	27	15	402
									2
									65
47	45	25	43	41	44	26	47	41	699
0	0	2	1	0	1	0	0	0	12
18	11	9	10	11	12	14	10	17	248
									14
									222
42	37	22	36	36	41				349
0	1	1	1	1	1				7
23	18	13	17	15	15				169
						1	1	2	9
						39	56	56	256
4	6	1	3	5	6	0	1	2	53
61	50	35	51	47	51	40	56	56	973
5	8	2	2	4	6	1	2	3	57
60	48	34	52	48	51	39	55	55	969
35	35	18	33	31	35	22	26	37	560
1	1	3	3	0	2	0	1	1	39
29	20	15	18	21	20	18	30	20	427
4	7	2	4	5	5	0	4	5	62
61	49	34	50	47	52	40	53	53	964

A TRUE COPY ATTEST:

CHAIRMAN *Mary Walker*

4174

RECORD OF ABSENT VOTERS (196)

TABULATED FROM THE TALLY SHEETS OF THE STATE PRIMARY HELD SEPTEMBER 20, 1994

REGISTERED VOTERS

Wd	Pct	Ballots Mailed		Ballots Cast		Not Returned		Returned Too Late		Defective		Voted in Person		Health Care Facility	
		D	R	D	R	D	R	D	R	D	R	D	R	D	R
1	1	13	2	2	2	4	0	2	0	5	0	0	0	0	0
1	2	14	0	8	0	3	0	2	0	1	0	0	0	0	0
1	3	10	1	8	0	1	1	0	0	1	0	1	0	0	0
2	1	7	1	5	1	0	0	1	0	1	0	0	0	0	0
2	2	6	0	2	0	2	0	0	0	2	0	2	0	0	0
2	3	5	0	5	0	0	0	0	0	0	0	8	0	0	0
3	1	9	4	7	2	1	0	0	0	1	2	3	0	0	0
3	2	6	1	6	1	0	0	0	0	0	0	3	0	11	1
3	3	5	2	4	1	1	0	0	0	0	1	5	1	30	2
4	1	6	0	3	0	2	0	0	0	1	0	1	0	0	0
4	2	2	0	2	0	0	0	0	0	0	0	0	0	0	0
4	3	7	0	6	0	0	0	0	0	1	0	1	0	0	0
5	1	4	1	4	1	0	0	0	0	0	0	0	0	5	2
5	2	3	0	3	0	0	0	0	0	0	0	3	0	0	0
5	3	3	0	3	0	0	0	0	0	0	0	6	0	0	0
6	1	2	1	1	1	1	0	0	0	0	0	4	0	0	0
6	2	4	0	2	0	2	0	0	0	0	0	2	1	0	0
6	3	2	1	2	1	0	0	0	0	0	0	5	0	0	0
7	1	8	1	4	1	4	0	0	0	0	0	2	0	0	0
7	2	5	2	1	2	2	0	0	0	2	0	2	0	0	0
7	3	4	2	2	2	1	0	0	0	1	0	0	0	0	0
TOTALS:		125	19	80	15	24	1	5	0	16	3	48	2	46	5

RECORD OF ABSENT VOTERS (2)

TABULATED FROM THE TALLY SHEETS OF THE STATE PRIMARY HELD SEPTEMBER 20, 1994

		NON-REGISTERED VOTERS											
Wd	Pct	Ballots Mailed		Ballots Cast		Not Returned		Returned Too Late		Defective			
		D	R	D	R	D	R	D	R	D	R	D	R
1	1												
1	2												
1	3	1		1									
2	1												
2	2	1				1							
2	3												
3	1												
3	2												
3	3												
4	1												
4	2												
4	3	1		1									
5	1												
5	2												
5	3												
6	1												
6	2												
6	3	1				1							
7	1												
7	2												
7	3												
TOTAL:		4		2		2							

AT THE PRELIMINARY ELECTION HELD THEREIN, OCTOBER 3, 1995

WARD FOUR				TOTAL	WARD FIVE			TOTAL	WARD SIX			TOTAL	WARD SEVEN			TOTAL	GRAND TOTAL	
1	2	3			1	2	3		1	2	3		1	2	3			
382	324	322		1028					318	346	267		931					1,959
117	123	158		398														398
56	64	20		140														140
54	73	73		200														200
122	37	22		181														181
20	23	42		85														85
0	0	2		2														2
13	4	5		22														22
									75	62	41		178					178
									184	234	179		597					597
									37	35	21		93					93
									3	2	0		5					5
									19	13	26		58					58
									43	45	19		107					107
									190	186	122		498					498
									80	103	114		297					297
									2	2	2		6					6
									3	10	10		23					23

A TRUE COPY ATTEST:

CHAIRMAN: *Mary Walker*


194

RECORD OF ABSENT VOTERS

TABULATED FROM THE TALLY SHEETS OF THE PRELIMINARY ELECTION HELD OCTOBER 3, 1995

REGISTERED VOTERS									
WARD	PCT	BALLOTS MAILED	BALLOTS CAST	NOT RETURNED	RETURNED TOO LATE	DEFECTIVE	VOTED IN PERSON	HEALTH CARE FACILITY	
4	1	7	4	1		2	3		
4	2	5	4		1		1		
4	3	11	8	2		1	1		
6	1	7	6	1			3		
6	2	6	4	1	1		4	4	
6	3								
TOTALS:		36	26	5	2	3	12	4	

TOTAL BALLOTS CAST: 42



4814

RECORD OF VOTES CAST IN THE VARIOUS PRECINCTS OF THE CITY OF SOMERVILLE

DEMOCRATIC

	Ward One			Total	Ward Two			Total	Ward Three			Total
	1	2	3		1	2	3		1	2	3	
<u>Total Number of Votes Cast</u>	70	165	97	332	69	82	95	246	236	231	307	774
<u>WARD COMMITTEE - WARD ONE (Cont.)</u>												
James F. McCarthy 9 Virginia St.	21	68	53	142								
James R. Robertson 90 Myrtle St.	17	62	42	121								
Robert J. Trahan 29 Indiana Ave.	19	81	48	148								
Elio LoRusso 11 George St.	19	70	48	137								
Eugene F. Pomfret 18 Indiana Ave.	18	62	42	122								
Walter Mattos 168 Pearl St.	25	62	48	135								
Norma Mattos 168 Pearl St.	26	60	47	133								
Karen A. Trahan 29 Indiana Ave.	23	69	47	139								
Karen L. Uminski 14 Dana St.	23	53	43	119								
Francis Arenella 422 McGrath Hwy.	17	52	45	114								
Daniel M. Twomey 7 Maine Ter.	20	64	44	128								
Jeanne F. Flanagan 13 Mt. Vernon St.	26	60	44	130								
Maria C. Curtatone 173 Pearl St.	33	81	61	175								
Richard Johnson 6 Bishop Pl.	32	91	64	187								
Write-Ins	5	3	3	11								
Blanks	1742	3815	1979	7536								
<u>WARD COMMITTEE - WARD TWO</u>												
Ross P. Brimer 22 Bowdoin St.					24	31	39	94				
Patricia D. (Pat) Jehlen 67 Dane St.					45	40	62	147				
Alain Jehlen 67 Dane St.					32	31	51	114				
John T. Kiely 49 Holyoke Rd.					29	32	42	103				
John P. Mahoney 5 Beacon Pl.					26	29	41	96				
M. Teresa Cardoso 9 Adrian St.					36	52	54	142				
Michael Pattberg 378 Washington St.					24	23	37	84				
Paula M. Stuart 70 Summer St.					33	26	40	99				
Kenneth Joyce 12 Parker St.					33	47	52	132				
Edward W. Hardy 15 Kingman Rd.					32	35	37	104				
Robert M. Murphy 22 Leland St.					25	24	36	85				
Agnes Murphy 22 Leland St.					28	22	38	88				
Kevin A. Tarpley 20 School St.					28	22	47	97				
James W. Stace 23 Adrian St.					25	34	41	100				
Katherine M. Hardy 15 Kingman St.					35	34	41	110				
Michael Kiely 49 Holyoke Rd.					26	27	39	92				
Karen Kiely 76 Elm St.					28	28	38	94				
Julie Anne Kiely 49 Holyoke Rd.					27	27	37	91				
Kathryn M. McDaid 54 Beacon St.					31	35	41	107				

RECORD OF VOTES CAST IN THE VARIOUS PRECINCTS OF THE CITY OF SOMERVILLE

DEMOCRATIC

	Ward One			Total	Ward Two			Total	Ward Three			Total
	1	2	3		1	2	3		1	2	3	
<u>Total Number of Votes Cast</u>	70	165	97	332	69	82	95	246	236	231	307	774
<u>WARD COMMITTEE - WARD TWO (Cont.)</u>												
Anthony McDaid 54 Beacon St.					25	36	43	104				
Elaine Joyce 12 Parker St.					30	44	40	114				
Carol A. Mahoney 5 Beacon Pl.					34	30	39	103				
Francis X. McPherson, Sr. 56 Elm St.					26	23	41	90				
Ellen Jean McPherson 56 Elm St.					30	24	42	96				
Write-Ins					15	0	1	16				
Blanks					1688	2114	2306	6108				
<u>WARD COMMITTEE - WARD THREE</u>												
<u>GROUP 1</u>												
Thomas F. Taylor 32 Vinal Ave.									148	149	142	439
Dorothy A. Kelly Gay 1 Avon St.									148	153	124	425
Inez W. Benichasa 46 Oxford St.									118	123	95	336
Karen I. Mancini 11 Vinal Ave.									127	133	112	372
Joseph K. Mackey 12 Benton Rd.									131	134	121	386
Michele A. Taylor 30 Vinal Ave.									131	134	111	376
Michael R. Grunko 51 Berkeley St.									117	123	97	337
Celia L. Taylor 32 Vinal Ave.									132	131	110	373
Bertram A. Gay 1 Avon St.									126	140	99	365
Roberta Bauer 58 Berkeley St.									117	121	100	338
George A. Manzelli, Jr. 55 Craigie St.									119	133	118	370
Susan T. Krumhulz 116 School St.									119	122	101	342
Eugene F. Ring 44 Tower St.									117	123	104	344
Paula W. Mackey 12 Benton Rd.									126	127	117	370
Gregory T. Geboski 11 Harvard St.									115	121	96	332
Richard M.W. Bauer 58 Berkeley St.									117	123	96	336
Elizabeth M. Grunko 51 Berkeley St.									118	122	102	342
Edward S. DaSilva 75 School St.									117	134	102	353
William T. Gage 58 Columbus Ave.									120	118	96	334
Barbara J. Pease 2R Benton Rd.									115	125	103	343
Donald P. Meglio 6 Spring Hill Ter.									117	120	97	334
Linda G. Vitiello 24 Spring St.									124	126	123	373
Paul M. Kelley 3 Westwood Rd.									119	123	109	351
Sandra Clifford 88 Oxford St.									117	131	102	350
Jennifer Scaife 27 Gibbons St.									115	122	101	338
John O'Brien 7 Belmont Pl.									121	122	108	351
Zachary P. Grunko 51 Berkeley St.									115	123	93	331

4034

RECORD OF VOTES CAST IN THE VARIOUS PRECINCTS OF THE CITY OF SOMERVILLE

DEMOCRATIC

	Ward One			Total	Ward Two			Total	Ward Three			Total
	1	2	3		1	2	3		1	2	3	
<u>Total Number of Votes Cast</u>	70	165	97	332	69	82	95	246	236	231	307	774
<u>WARD COMMITTEE - WARD THREE Group 1(cont.)</u>												
Jane Fair Bestor 28 Tower St.									117	117	98	332
John J. Clifford 88 Oxford St.									117	128	99	344
Mary B. Clifford 88 Oxford St.									118	130	98	346
Diane M. Clifford 88 Oxford St.									120	131	99	350
Angela R. Bombino 47 Munroe St.									123	126	105	354
Ellen McCullough 51 Berkeley St.									117	127	101	345
Write-Ins									10	5	5	20
<u>WARD COMMITTEE - WARD THREE</u>												
<u>Group 2</u>												
Bruce M. Desmond 220A Summer St.									51	51	108	210
Andrew Capuano, Jr. 47 Porter St.									55	46	109	210
Barbara A. Desmond 220A Summer St.									50	43	101	194
Paula Gartland 77 Belmont St.									45	44	90	179
Thomas P. Bent 3 Harvard Pl.									46	42	97	185
Robert M. Breen 14 Harvard Pl.									44	38	88	170
Mary Doherty 21 Pleasant Ave.									52	43	90	185
Joseph J. Greco 91 Porter St.									47	41	86	174
Peter K. Forcellese 20 Cambria St.									44	42	87	173
Jennifer Alice Keohane 47 Porter St.									45	40	94	179
Marie E. Baxter 101 Central St.									45	39	87	171
Donald S. Baxter 101 Central St.									42	40	84	166
Roseanne Bent 3 Harvard Pl.									46	42	96	184
Robert J. McWatters 218A Summer St.									43	38	96	177
Peter Light Miller 2 Bigelow St.									45	37	80	162
Florence DeStefanis 13 Warren Ave.									46	40	83	169
Sylvia J. Pinkham 22 Grand View Ave.									52	45	83	180
Carole A. Peterson 19 Grand View Ave.									47	37	81	165
Raymond G. Trant 6 Highland Ave.									46	40	88	174
David D. Doherty 21 Pleasant Ave.									48	41	85	174
Gaetana R. Cataldo 1 Kimball St.									44	47	106	197
Sheila Houghton-Tracy 87 Munroe St.									50	45	100	195
Joan Shute 29 Warren Ave									49	45	92	186
Write-Ins									3	1	7	11
Blanks									3147	2898	5143	11,188

425 L

RECORD OF VOTES CAST IN THE VARIOUS PRECINCTS OF THE CITY OF SOMERVILLE

DEMOCRATIC

	Ward One			Total	Ward Two			Total	Ward Three			Total
	1	2	3		1	2	3		1	2	3	
Total Number of Votes Cast	70	165	97	332	69	82	95	246	236	231	307	774
WARD COMMITTEE - WARD FIVE												
Stanley M. (Stan) Koty, Jr.	107 Highland Rd.											
Gay B. Koty	107 Highland Rd.											
Sean T. O'Donovan	31 Rogers Ave.											
Brian P. O'Donovan	31 Rogers Ave.											
Joseph R. Macaluso	55 Hudson St.											
Kerri Anne Macaluso	55 Hudson St.											
David F. O'Brien	97 Alpine St.											
Joseph S. Gagliardi	52 Pearson Ave.											
Joseph J. Galvin	77 Highland Rd.											
Eileen M. Galvin	77 Highland Rd.											
Eleanor T. Blute	51 Partridge Ave.											
Peter G. Piro	38 Glenwood Rd.											
Paul Gauthier	241 Summer St.											
Leon W. Curtin	50 Bartlett St.											
Eileen Donovan	44 Rogers Ave.											
Richard DiGirolamo	29 Robinson St.											
Kevin C. Donovan	44 Rogers Ave.											
Gerald S. Fleming	52 Highland rd.											
John L. Sullivan	50 Hudson St.											
Francis J. Leland	57 Alpine St.											
Frances J. Piro	38 Glenwood Rd.											
Anthony R. DiCicco	57 Glenwood Rd.											
Joseph A. Curtatone	268 Adams St.											
Joseph P. Brisbois	33 Linden St.											
James Aurilio	99 Highland Ave.											
Robert A. Cianpi	81 Hudson St.											
Mary Ellen Ciampi	81 Hudson St.											
Lynne M. Curtis	12 Cedar Ave.											
Carol Radochia	115 Glenwood Rd.											
David L. Radochia	115 Glenwood Rd.											
Joseph Brisbois, Jr.	33 Linden Ave.											
Julie Aurilio	99 Highland Ave.											
Joanne T. Burns	119 Boston Ave.											
Robert L. Doiron	34 Clyde St.											
Louise Leland	57 Alpine St.											
Write-Ins												
Blanks												

RECORD OF VOTES CAST IN THE VARIOUS PRECINCTS OF THE CITY OF SOMERVILLE

DEMOCRATIC

	Ward One			Total	Ward Two			Total	Ward Three			Total
	1	2	3		1	2	3		1	2	3	
Total Number of Votes Cast	70	165	97	332	69	82	95	246	236	231	307	774

WARD COMMITTEE - WARD SIX

Eugene C. Brune	79 Wallace St.
John M. (Jack) Connolly, Jr.	17 Winslow Ave.
Julie Anne DiPasquale	59 Irving St.
Helen Corrigan	76 Irving St.
Edward F. Bean, Jr.	40 Windsor Rd.
Albert A. Paquet	60 Wallace St.
Elizabeth Marie Gillis	11 Lester Ter.
Mary E. Mullen	24 Bromfield Rd.
John J. Farrell	69 Bromfield Rd.
Paul A. DiPasquale	59 Irving St.
John J. Corrigan	76 Irving St.
Paul J. Upton	7 Cottage Ave.
Carmella Adario	104 Orchard St.
Kevin Prior	100 Pearson Rd.
Michael F. Tarmey	11A Cottage Ave.
Anna M. Michitson	46 Walker St.
Maureen E. James	893 Broadway
Maureen A. Upton	7 Cottage Ave
Susan Fendell	39 Simpson Ave.
Arthur F. Hughes	221 Morrison Ave.
Herbert F. Foster, Jr.	65 Bromfield Rd.
Alice M. Benn	42 Lowden Ave.
William A. Gioiosa	339 Summer St.
Carol A. Paquet	60 Wallace St.
Ann L. Elderkin	21 Russell St.
Stephen M. Post	86 Lowden Ave.
Kathleen Johanson	14 Francesca Ave.
Ralph Murray Hergert, Jr.	9 St. James Ave.
Margaret Ann Menzies	43 Hall Ave.
Carolyn Taylor	29 Powder House Ter.
John J. Baino	21 Warner St.
Chris E. Johanson	14 Francesca Ave.
Kiriakoula C. Kargatzis	54 Bromfield Rd.
Daniel B. Kirk-Davidoff	95 College Ave.
John J. Long	16 Chapel St.
Write-Ins	
Blanks	

AT THE PRESIDENTIAL PRIMARY HELD THEREIN, MARCH 5, 1996

DEMOCRATIC

Ward Four			Total	Ward Five			Total	Ward Six			Total	Ward Seven			Total	TOTAL
1	2	3		1	2	3		1	2	3		1	2	3		
109	91	106	306	110	97	130	337	135	143	110	388	87	112	140	339	2,722
								104	103	83	290					290
								82	90	68	240					240
								75	70	73	218					218
								79	80	67	226					226
								64	56	50	170					170
								60	53	58	171					171
								72	53	54	179					179
								65	59	55	179					179
								57	56	50	163					163
								63	61	60	184					184
								66	65	55	186					186
								65	50	54	169					169
								65	56	51	172					172
								57	62	57	176					176
								60	53	44	157					157
								60	52	53	165					165
								61	54	52	167					167
								64	52	56	172					172
								59	58	51	168					168
								59	63	52	174					174
								60	58	53	171					171
								62	56	50	168					168
								55	53	47	155					155
								65	56	61	182					182
								68	56	48	172					172
								59	54	54	167					167
								65	57	48	170					170
								58	57	47	162					162
								59	55	46	160					160
								80	77	59	216					216
								59	56	50	165					165
								58	57	52	167					167
								57	52	46	155					155
								56	58	48	162					162
								64	57	52	173					173
								0	0	0	0					0
								2463	2900	1946	7309					7309

487 L

RECORD OF VOTES CAST IN THE VARIOUS PRECINCTS OF THE CITY OF SOMERVILLE

DEMOCRATIC

	Ward One			Total	Ward Two			Total	Ward Three			Total
	1	2	3		1	2	3		1	2	3	
<u>Total Number of Votes Cast</u>	70	165	97	332	69	82	95	246	236	231	307	774
<u>WARD COMMITTEE - WARD SEVEN</u>												
Alison Mills	92 Powder House Blvd.											
Patricia A. Berg	25 Raymond Ave.											
Robert C. Trane	70 Hooker Ave.											
Carol Alexander	52 Elmwood St.											
James J. Bretta	96 North St.											
Salvatore J. Casparriello	57 Clarendon Ave.											
Vincent Paul Ciampa	64 Ossipee Rd.											
Anthony Ciccariello	86 Raymond Ave.											
Janet Ciccariello	86 Raymond Ave.											
Paul F. Dumas	82 Gordon St.											
Michael J. Gorman	49 Sunset Rd.											
Hattie Faye Henebury	4 High St.											
Leo F. Henebury, III	4 High St.											
Leo F. Henebury, Jr.	4 High St.											
Mark A. Henebury	4 High St.											
Anne F. Johnson	96 North St.											
Andrew R. Puglia	158 Powder House Blvd.											
Joan M. Puglia	158 Powder House Blvd.											
Joyce E. Shallah	21 Packard Ave.											
Eva M. Shallah	21 Packard Ave.											
Ann L. Stephenson	32 Elmwood St.											
Nancy Trane	17 Russell Rd.											
John Trane	17 Russell Rd.											
Thomas C. Trane	17 Russell Rd.											
David C. Johnson	96 North St.											
Jean E. Dumas	82 Gordon St.											
Patrick W. Callinan	25 Raymond Ave.											
James F. Halloran	152 Powder House Blvd.											
Anita L. Harris	12 Harrison Rd.											
Michael Johnson	96 North St.											
Nancy Trane	70 Hooker Ave.											
Write-Ins												
Blanks												

AT THE PRESIDENTIAL PRIMARY HELD THEREIN, MARCH 5, 1996

DEMOCRATIC

Ward Four			Total	Ward Five			Total	Ward Six			Total	Ward Seven			Total	TOTAL
1	2	3		1	2	3		1	2	3		1	2	3		
109	91	106	306	110	97	130	337	135	143	110	388	87	112	140	339	2,722
												41	57	50	148	148
												46	59	66	171	171
												40	50	50	140	140
												42	54	48	144	144
												42	55	64	161	161
												37	59	61	157	157
												53	64	82	199	199
												42	55	65	162	162
												41	59	58	158	158
												40	55	74	169	169
												37	51	50	138	138
												40	52	57	149	149
												44	53	64	161	161
												37	50	63	150	150
												38	48	57	143	143
												43	59	54	156	156
												47	58	70	175	175
												45	56	55	156	156
												38	56	48	142	142
												38	56	45	139	139
												38	52	47	137	137
												38	55	51	144	144
												39	52	51	142	142
												37	48	51	136	136
												38	48	47	133	133
												39	60	66	165	165
												39	48	48	135	135
												55	67	75	197	197
												49	71	64	184	184
												38	49	50	137	137
												39	56	48	143	143
												2	4	3	9	9
												1589	1980	2838	6407	6407

11284

RECORD OF VOTES CAST IN THE VARIOUS PRECINCTS OF THE CITY OF SOMERVILLE

REPUBLICAN

	Ward One			Total	Ward Two			Total	Ward Three			Total
	1	2	3		1	2	3		1	2	3	
<u>Total Number of Votes Cast</u>	32	54	24	110	33	53	58	144	67	54	69	190
<u>PRESIDENTIAL PREFERENCE</u>												
Richard G. Lugar	0	2	0	2	2	1	2	5	4	0	4	8
Morry Taylor	0	0	0	0	0	0	0	0	0	1	0	1
Phil Gramm	1	0	1	2	0	0	0	0	0	0	0	0
Patrick J. Buchanan	15	21	7	43	12	17	14	43	27	23	30	80
Bob Dole	14	17	12	43	12	21	23	56	21	19	31	71
Steve Forbes	2	9	3	14	4	11	7	22	9	5	1	15
Lamar Alexander	0	2	0	2	3	1	11	15	3	3	3	9
Alan Keyes	0	0	0	0	0	0	0	0	0	1	0	1
Robert K. Dornan	0	1	0	1	0	0	0	0	0	0	0	0
No Preference	0	0	1	1	0	0	1	1	1	0	0	1
Write-Ins	0	2	0	2	0	1	0	1	1	1	0	2
Blanks	0	0	0	0	0	1	0	1	1	1	0	2
<u>STATE COMMITTEE MAN Middlesex, Suffolk & Essex District</u>												
Leslie Pendleton 47 Harvard St., Boston	11			11	12			12				
Robert J. Prezioso 140 Florence St., Everett	13			13	10			10				
Write-Ins	1			1	0			0				
Blanks	7			7	11			11				
<u>STATE COMMITTEE WOMAN Middlesex, Suffolk & Essex District</u>												
Jennifer C. Borden 12 Monument Ct., Boston	10			10	7			7				
Barbara G. Burke 200 Captain's Row, Chelsea	13			13	12			12				
Write-Ins	1			1	1			1				
Blanks	8			8	13			13				
<u>STATE COMMITTEE MAN Second Middlesex District</u>												
Alfred A. Fondacaro, Jr. 34 Boynton Rd., Medford		23	16	39		25	26	51	43	33	34	110
Write-Ins		1	1	2		1	3	4	4	1	0	5
Blanks		30	7	37		27	29	56	20	20	35	75
<u>STATE COMMITTEE WOMAN Second Middlesex District</u>												
Ann R. Blackham 60 Swan Rd., Winchester		20	11	31		26	28	54	40	33	36	109
Write-Ins		1	2	3		1	2	3	3	1	0	4
Blanks		33	11	44		26	28	54	24	20	33	77
<u>WARD COMMITTEE - WARD ONE</u>												
Write-Ins	0	3	0	3								
Blanks	1120	1887	840	3847								
<u>WARD COMMITTEE - WARD TWO</u>												
Write-Ins					12	6	40	58				
Blanks					1143	1849	1990	4982				

AT THE PRESIDENTIAL PRIMARY HELD THEREIN, MARCH 5, 1996

REPUBLICAN

Ward Four			Total	Ward Five			Total	Ward Six			Total	Ward Seven			Total	TOTAL
1	2	3		1	2	3		1	2	3		1	2	3		
64	66	57	187	49	56	59	164	77	68	55	200	57	65	85	207	1,202
																91
																88
																91
																90
																89
																11
																6190
44	35	32	111													111
25	16	26	67													67
38	30	29	97													97
3	0	0	3													3
2130	2229	1908	6267													6267
				24	28	26	78									78
				18	29	25	72									72
				19	27	27	73									73
				0	1	1	2									2
				1654	1875	1986	5515									5515
								39	8	1	48					48
								2656	2372	1924	6952					6952
												2	5	9	16	16
												568	645	841	2054	2054

431 ✓

431 R

RECORD OF VOTES CAST IN THE VARIOUS PRECINCTS OF THE CITY OF SOMERVILLE

LIBERTARIAN

	Ward One			Total	Ward Two			Total	Ward Three			Total
	1	2	3		1	2	3		1	2	3	
<u>Total Number of Votes Cast</u>	1	0	1	2	3	1	0	4	0	0	2	2
<u>WARD COMMITTEE - WARD SIX</u>												
Ronald Bargoot	16 Wallace St.											
Write-Ins												
Blanks												
<u>WARD COMMITTEE - WARD SEVEN</u>												
Write-Ins												
Blanks												

431 R

AT THE PRESIDENTIAL PRIMARY HELD THEREIN, MARCH 5, 1996

LIBERTARIAN

Ward Four			Total	Ward Five			Total	Ward Six			Total	Ward Seven			Total	TOTAL
1	2	3		1	2	3		1	2	3		1	2	3		
0	0	1	1	1	1	0	2	2	0	3	5	1	0	3	4	20
								2	0	3	5					5
								0	0	0	0					0
								4	0	6	10					10
												0	0	0	0	0
												3	0	9	12	12

A TRUE COPY ATTEST:

CHAIRMAN

Mary Walker

430 L

RECORD OF ABSENT VOTERS (126)

TABULATED FROM THE TALLY SHEETS OF THE PRESIDENTIAL PRIMARY HELD MARCH 5, 1996

Ward	Pct	REGISTERED VOTERS																					
		Ballots Mailed			Ballots Cast			Defective			Voted In Person			Health Care Facility			Not Returned			Returned too late			
		D	R	L	D	R	L	D	R	L	D	R	L	D	R	L	D	R	L	D	R	L	
1	1	7	1	0	5	1	0	0	0	0	0	0	0	0	0	0	0	1	0	0	1	0	0
1	2	3	0	0	3	0	0	0	0	0	1	2	0	0	0	0	0	0	0	0	0	0	0
1	3	0	0	0	0	0	0	0	0	0	0	0	0	0	0	0	0	0	0	0	0	0	0
2	1	4	1	0	4	1	0	0	0	0	1	0	0	0	0	0	0	0	0	0	0	0	0
2	2	2	0	0	2	0	0	0	0	0	1	0	0	0	0	0	0	0	0	0	0	0	0
2	3	3	2	0	2	2	0	0	0	0	0	0	0	0	0	0	0	0	0	0	1	0	0
3	1	4	0	0	3	0	0	0	0	0	2	1	0	0	0	0	0	0	0	0	1	0	0
3	2	3	0	0	3	0	0	0	0	0	0	0	0	9	2	0	0	0	0	0	0	0	0
3	3	7	1	0	6	1	0	0	0	0	1	0	0	25	0	0	1	0	0	0	0	0	0
4	1	4	0	0	4	0	0	0	0	0	0	0	0	0	0	0	0	0	0	0	0	0	0
4	2	0	1	0	0	0	0	0	0	0	0	1	0	0	0	0	0	0	0	0	0	1	0
4	3	7	0	0	5	0	0	1	0	0	1	0	0	0	0	0	1	0	0	0	0	0	0
5	1	5	1	0	3	1	0	0	0	0	0	0	0	6	2	0	2	0	0	0	0	0	0
5	2	1	0	0	1	0	0	0	0	0	0	0	0	0	0	0	0	0	0	0	0	0	0
5	3	2	0	0	1	0	0	0	0	0	0	0	0	0	0	0	1	0	0	0	0	0	0
6	1	5	0	0	3	0	0	1	0	0	0	0	0	0	0	0	0	0	0	1	0	0	0
6	2	3	0	0	2	0	0	0	0	0	0	0	0	4	1	0	1	0	0	0	0	0	0
6	3	2	0	0	1	0	0	0	0	0	1	1	0	0	0	0	1	0	0	0	0	0	0
7	1	3	0	0	1	0	0	0	0	0	0	0	0	0	0	0	2	0	0	0	0	0	0
7	2	4	2	0	2	2	0	0	0	0	1	1	0	0	0	0	2	0	0	0	0	0	0
7	3	1	0	0	1	0	0	0	0	0	1	1	0	0	0	0	0	0	0	0	0	0	0
TOTALS:		70	9	0	52	8	0	2	0	0	10	7	0	44	5	0	12	0	0	4	1	0	0

RECORD OF ABSENT VOTERS (8)

TABULATED FROM THE TALLY SHEETS OF THE PRESIDENTIAL PRIMARY HELD MARCH 5, 1996

NON-REGISTERED VOTERS

Wd	Pct	Ballots Mailed			Ballots Cast			Defective			Not Returned			Returned too late		
		D	R	L	D	R	L	D	R	L	D	R	L	D	R	L
1	1															
1	2															
1	3	1			1											
2	1															
2	2	2			2											
2	3	1			1											
3	1															
3	2															
3	3	1			1											
4	1															
4	2															
4	3															
5	1															
5	2															
5	3															
6	1															
6	2	1	1			1							1			
6	3		1			1										
7	1															
7	2															
7	3	1			1											
TOTALS:		7	2		6	2							1			

4334

RECORD OF VOTES CAST IN THE VARIOUS PRECINCTS OF WARD ONE OF THE CITY OF SOMERVILLE

	WARD ONE			TOTAL
	1	2	3	
<u>TOTAL VOTES CAST - ALDERMAN -WARD ONE</u>	308	433	263	1004
John F. Gentile 40 Florence St.	10	16	9	35
William M. Roche 17 MacArthur St.	97	182	145	424
Lou Carucci 8 Mount Vernon St.	50	71	25	146
Joseph E. Favaloro, Jr. 27 Franklin St.	140	154	79	373
Write-Ins	2	3	2	7
Blanks	9	7	3	19

AT THE SPECIAL PRELIMINARY HELD AUGUST 6, 1996 FOR WARD ONE ALDERMAN

ABSENT VOTERS - REGISTERED

Ward	Pct	Ballots Mailed	Ballots Cast	Not Returned	Defective	Returned too late	Voted in Person	Health care Facility
1	1	24	15	8	1		2	
1	2	24	20	2		2	5	
1	3	5	5				5	
Total		53	40	10	1	2	12	TOTAL VOTES CAST: 52

ABSENT VOTERS - UNREGISTERED

Ward	Pct	Ballots Mailed	Ballots Cast	Not Returned	Defective	Returned Too Late	Voted in Person	Health Care Facility
1	1							
1	2	1	1					
1	3	1	1					
Total:		2	2					TOTAL VOTES CAST: 2

A TRUE COPY ATTEST:

Mary Walker

CHAIRMAN

RECORD OF THE VOTES CAST IN THE VARIOUS PRECINCTS OF THE CITY OF SOMERVILLE

DEMOCRATIC

	WARD ONE			WARD TWO			WARD THREE			WARD FOUR			
	1	2	3	1	2	3	1	2	3	1	2	3	
<u>TOTAL NUMBER OF VOTES CAST</u>	131	258	167	86	115	144	145	169	188	344	142	387 386	
<u>SENATOR IN CONGRESS</u>													
John F. Kerry, 19 Louisburg Sq., Boston	108	197	130	67	86	114	115	135	139	250	104	291	
Write - Ins	3	10	6	4	6	4	5	4	5	13	10	15	
Blanks	20	51	31	15	23	26	25	30	44	81	28	87 80	
<u>REPRESENTATIVE IN CONGRESS - EIGHTH DISTRICT</u>													
Joseph P. Kennedy, II, 73 Bigelow St., Boston	115	212	141	68	98	118	116	140	151	282	114	294	
Write - Ins	4	3	4	2	2	2	6		3	3	5	4	
Blanks	12	43	22	16	15	24	23	29	34	59	23	89 88	
<u>COUNCILLOR - SIXTH DISTRICT</u>													
Dorothy A. Kelly Gay, 1 Avon St., Somerville	102	181	130	64	93	111	108	138	149	248	106	276	
Write - Ins	1	4	2				4	1	3	2	6	5	
Blanks	28	73	35	22	22	33	33	30	36	94	30	106 105	
<u>SENATOR IN GENERAL COURT - MIDDLESEX, SUFFOLK, & ESSEX DISTRICT</u>													
Thomas F. Birmingham, 9 Nichols St., Chelsea	100			62									
Write - Ins	1			1									
Blanks	30			23									
<u>SENATOR IN GENERAL COURT - SECOND MIDDLESEX DISTRICT</u>													
No Candidate													
Write - Ins		64	2		1	2	3	7	5	6	6	7	
Blanks		92	24		79	13	13	22	30	40	23	29	
		194	165		114	142	142	162	183	308	156	380	
		226	143		96	131	132	147	158	304	119	337	
<u>REPRESENTATIVE IN GENERAL COURT - 29 MIDDLESEX DISTRICT</u>													
Timothy J. Toomey, Jr., 88 Sixth St., Cambridge	104	184	136	63	97						105		
Write - Ins	1	4	2		1						3		
Blanks	26	70	29	23	17						34		
<u>REPRESENTATIVE IN GENERAL COURT - 30 MIDDLESEX DISTRICT</u>													
Patricia D. (Pat) Jehlen, 67 Dane St., Somerville						105	99	132	126				
Write - Ins						1	6	2	6				
Blanks						38	40	35	56				
<u>REPRESENTATIVE IN GENERAL COURT - 37 MIDDLESEX DISTRICT</u>													
Vincent Paul Ciampa, 64 Ossipee Rd., Somerville										119		106	
John H. "Jake" Keating, 31 Cushing St., Medford										117		102	
Joshua C. (Josh) O'Brien, 78 Grant St., Somerville										7		7	
Write - Ins.										212		266	
Blanks										211		265	
										6		8	
										9		13	

AT THE STATE PRIMARY HELD THEREIN, SEPTEMBER 17, 1996

DEMOCRATIC

WARD FIVE			WARD SIX			WARD SEVEN			TOTALS
1	2	3	1	2	3	1	2	3	
198	182	182	200	210	151	407	470	390	4666 4,665
153	148	143	154	164	112	312	366	298	3,586
10	7	8	7	11	9	10	11	7	165 915 914
35	27	31	39	35	30	85	93	85	
165	149	153	158	162	114	330	392	323	3,795
3	1	5	6	3	4	4	6	3	73 798 797
30	32	24	36	45	33	73	72	64	
148	139	135	139	156	111	286	321	275	3,416
5	2	3	4	3	1	0	3	4	53 1197 1,196
45	41	44	57	51	39	121	146	111	
									162
									2
									53
6	3	2	9	5	5	5	8	3	149
22	27	16	23	36	21	44	54	47	555
192	179	180	191	205	146	402	462	387	4300
176	155	166	177	174	130	363	416	363	3,893
									689
									11
									199
125	122	116	145	150	101				1,221
4	6	5	7	4	5				46
69	54	61	48	56	45				502
						272	215		859
						197	219	214	849
						9			40
						7	8	10	38
						278			1061
						198	227	157	1,058
						11	8		0
						5	16	9	38 52

4356

RECORD OF VOTES CAST IN THE VARIOUS PRECINCTS OF THE CITY OF SOMERVILLE

DEMOCRATIC

	WARD ONE			WARD TWO			WARD THREE			WARD FOUR			
	1	2	3	1	2	3	1	2	3	1	2	3	
TOTAL NUMBER OF VOTES CAST	131	258	167	86	115	144	145	169	188	344	142	387 386	
REGISTER OF PROBATE - MIDDLESEX COUNTY													
Robert B. Antonelli 333 Place Ln., Woburn	14	43	22	9	7	15	16	7	22	72	23	36	
John J. Buckley 19 Suffolk St., Medford	12	18	15	7	7	9	9	7	13	27	10	42	
Francis X. Flaherty 149 Woodside Ln., Arlington	12	15	23	6	16	19	16	23	31	35	14	16	
Diane Poulos Harpell 626 Main St., Acton	0	0	0	2	0	4	9	5	1	8	1	4	
Marie E. Howe 19 Pembroke St., Somerville	72	145	89	40	62	72	66	94	87	144	78	194	
Joyce E. Hurley 5 Crestwood Dr., Framingham	1	4	0	1	5	2	3	7	6	5	0	10	
Ronald A. MacDonald 4 Grassmere Ave., Winchester	3	4	2	2	4	3	2	4	5	8	2	10	
Wanda M. Milik, 143 Martin St., Carlisle	5	7	1	6	0	6	4	6	4	2	4	14	
Write-ins	0	1	2	0	2	0	2	0	0	0	0	1	
Blanks	12	21	13	13	12	14	18	16	19	43	10	60 59	
COUNTY TREASURER - MIDDLESEX COUNTY													
James E. Fahey, Jr. 142 Robbins Rd., Watertown Cambridge	55	110	97	34	46	57	62	76	91	173	68	159	
Warren R. McManus 273 Cardinal Medeiros Ave.,	42	72	42	34	41	51	45	56	52	96	38	113	
Write-Ins	0	1	1	0	1	0	2	0	0	1	2	2	
Blanks	34	75	27	18	27	36	36	37	45	74	34	113 112	
COUNTY COMMISSIONER - MIDDLESEX COUNTY													
Thomas J. Larkin 246 Carlisle Rd., Bedford	34	66	46	19	22 21	31	30	48	48	106	33	94 92	
Melissa Hurley 16 Welgate Rd., Medford	25	84 83	45	31	31 30	44	44	58 56	57 56	111 112	43 42	143 140	
James P. Kennedy 53 Main St., Lowell	25 24	37 36	23	9	14 15	13	14	19	25 27	50 49	25	46 45	
Eleanor A. McGarry 66 Pleasantview Ave., Tyngsborough	10	11	14	11	11 14	22	15	17	15	19	14 15	40	
Joseph W. Mullin 81 Merriam St., Weston	9 8	19	10	4	2	13	15	10 12	17	18	16	18	
Edward J. Sullivan 38 Ellery St., Cambridge	62 60	76 76	67	34	69 67	55	46	84 81	76	111 109	35	101 100	
Write-Ins	0 2	0	0 2	0	0	0	0	0 3	0 2	1 2	1 2	0 2	
Blanks	97 100	223 227	129 127	64	81 86	110	126 122	102	138 136	272 273	117 118	332 335	
SHERIFF - MIDDLESEX COUNTY													
James V. DiPaola 27 Pagum St., Malden	43	111	78	42	43	58	66	66	77	144	64	138	
Leonard H. Golder 67 Old Bolton Rd., Stow	7	11	2	3	4	11	13	3	3	3	4	14	
Edward J. Kennedy, Jr. 312 Clark Rd., Lowell	48	61	47	17	32	25	22	49	44	92	40	88	
Edward J. Rideout 467 Huron Ave., Cambridge	23	42	19	15	18	28	19	35	44	50	20	82	
Write-Ins	0	2	1	1	2	1	3	0	0	4	0	2	
Blanks	10	31	20	8	16	21	22	16	20	51	14	63 62	

AT THE STATE PRIMARY HELD THEREIN, SEPTEMBER 17, 1996

DEMOCRATIC

WARD FIVE			WARD SIX			WARD SEVEN			TOTALS
1	2	3	1	2	3	1	2	3	
198	182	182	200	210	151	407	470	390	4666 4,665
25	25	17	13	23	12	47	70	63	581
20	16	19	22	17	23	29	39	30	391
17	22	17	23	19	17	53	43	38	475
1	6	1	4	3	5	21	21	11	107
110	81	92	88	92	57	156	162	164	2,145
1	4	2	3	2	4	7	22	8	97
3	2	4	8	5	4	5	5	7	92
4	4	9	13	12	5	9	15	6	136
2	0	1	0	1	0	1	0	0	13 629 628
15	22	20	26	36	24	79	93	63	
88	99	78	90	89	71	176	208	181	2,108
66	49	54	57	65	40	94	118	99	1,324
1	0	1	2	1	0	3	1	2	21 1213 1,212
43	34	49	51	55	40	134	143	108	
56	47	43	52	53	44	64	81	85	1102 1,099 1520 1,507 566 562 416 412 280 281 1588 1,574 3 28 3857 3,867
67	71	49	62	63 64	50	140 142	159 160	138 139	
22	20 19	15	13	20 21	17	39 40	76 78	41	
15	17 18	11	17	20	15	41	47	33	
8	11	13	13	18	6	18	19	23	
80 79	63	75	68 69	65	34	127 128	125 126	133	
0	0	3 1	1 0	0	0	1 0	0	6 0	
148 149	135	155 157	174	181 179	136	384 381	433 429	321 326	
82	74	63	77	75	45	119	131	166	1,762
10	4	6	10	9	7	12	11	9	156
43	48	41	39	48	32	92	135	75	1,118
36	38	35	38	43	37	83	87	63	855
1	0	2	2	3	1	0	0	2	27 748 747
26	18	35	34	32	29	101	106	75	

436 L

RECORD OF THE VOTES CAST IN THE VARIOUS PRECINCTS OF THE CITY OF SOMERVILLE

REPUBLICAN

	WARD ONE			WARD TWO			WARD THREE			WARD FOUR		
	1	2	3	1	2	3	1	2	3	1	2	3
<u>TOTAL NUMBER OF VOTES CAST</u>	9	19	15	10	7	16	12	24	20	44	19	28
<u>SENATOR IN CONGRESS</u>												
William F. Weld 28 Fayerweather St., Cambridge	7	16	13	9	7	13	10	21	15	41	16	25
Write-Ins	0	2	1	1	0	2	1	1	3	0	0	1
Blanks	2	1	1	0	0	1	1	2	2	3	3	2
<u>REPRESENTATIVE IN CONGRESS - EIGHTH DISTRICT</u>												
R. Philip Hyde 10 Carver St., Somerville	5	11	11	7	7	10	12	20	10	30	12	21
Write-Ins	0	2	0	1	0	0	0	0	0	1	1	0
Blanks	4	6	4	2	0	6	0	4	10	13	6	7
<u>COUNCILLOR - SIXTH DISTRICT</u>												
No Candidate												
Write-Ins	0	1	0	2	2	3	0	1	1	4	2	1
Blanks	9	18	15	8	5	13	12	23	19	40	17	27
<u>SENATOR IN GENERAL COURT MIDDLESEX, SUFFOLK & ESSEX DISTRICT</u>												
No Candidate												
Write-Ins	1			3								
Blanks	8			7								
<u>SENATOR IN GENERAL COURT - SECOND MIDDLESEX DISTRICT</u>												
Charles E. Shannon, Jr. 17 Robinson Pk., Winchester		15	13		6	13	9	20	15	36	17	20
Write-Ins		0	0		0	1	0	0	0	1	0	0
Blanks		4	2		1	2	3	4	5	7	2	8
<u>REPRESENTATIVE IN GENERAL COURT - 29th MIDDLESEX DISTRICT</u>												
No Candidate												
Write-Ins	0	2	1	1	1						3	
Blanks	9	17	14	9	6						16	
<u>REPRESENTATIVE IN GENERAL COURT - 30th MIDDLESEX DISTRICT</u>												
No Candidate												
Write-Ins						1	0	1	1			
Blanks						15	12	23	19			
<u>REPRESENTATIVE IN GENERAL COURT - 37th MIDDLESEX DISTRICT</u>												
No Candidate												
Write-Ins										6		2
Blanks										38		26
<u>REGISTER OF PROBATE - MIDDLESEX COUNTY</u>												
Donna M. Lambert 5 Beverly Rd., Natick	3	10	10	6	7	10	11	19	14	25	11	22
Write-Ins	0	1	0	0	0	0	0	0	1	1	0	1
Blanks	6	8	5	4	0	6	1	5	5	18	8	5

AT THE STATE PRIMARY HELD THEREIN, SEPTEMBER 17, 1996

REPUBLICAN

WARD FIVE			WARD SIX			WARD SEVEN			TOTALS
1	2	3	1	2	3	1	2	3	
16	21	11	18	11	14	21	41	37	413
13	20	10	17	11	13	17	35	31	360
0	0	0	1	0	0	1	0	2	16
3	1	1	0	0	1	3	6	4	37
8	15	7	16	8	9	13	24	26	282
0	0	1	0	0	0	1	0	1	8
8	6	3	2	3	5	7	17	10	123
1	2	0	0	2	0	3	4	4	33
15	19	11	18	9	14	18	37	33	380
									4
									15
14	16	10	15	9	10	14	34	33	319
0	0	0	0	0	0	1	0	1	4
2	5	1	3	2	4	6	7	3	71
									8
									71
1	0	3	1	2	0				10
15	21	8	17	9	14				153
						1	4	5	18
						20	37	32	153
8	16	9	13	7	11	17	20	23	272
0	0	1	1	0	2	0	0	1	9
8	5	1	4	4	1	4	21	13	132

1374

RECORD OF THE VOTES CAST IN THE VARIOUS PRECINCTS OF THE CITY OF SOMERVILLE

REPUBLICAN

	WARD ONE			WARD TWO			WARD THREE			WARD FOUR		
	1	2	3	1	2	3	1	2	3	1	2	3
<u>TOTAL NUMBER OF VOTES CAST</u>	9	19	15	10	7	16	12	24	20	44	19	28
<u>COUNTY TREASURER- MIDDLESEX COUNTY</u>												
No Candidate												
Write-Ins	0	1	0	2	0	2	0	1	2	4	3	1
Blanks	9	18	15	8	7	14	12	23	18	40	16	27
<u>COUNTY COMMISSIONER - MIDDLESEX COUNTY</u>												
Anthony G. Marino 282 High St., Winchester	3	11	12	4	5	9	10	15	14	29	11	19
Jerry Vengrow 20 Arlene Dr., Framingham	1	8	2	2	5	5	5	11	6	10	8	6
Write-Ins	0	1	0	1	0	0	0	0	1	0	0	0
Blanks	14	18	16	13	4	18	9	22	19	49	19	31
<u>SHERIFF - MIDDLESEX COUNTY</u>												
Brad Bailey 12 Sussex Rd., Winchester	7	12	8	6	7	13	12	18	13	29	13	21
Write-Ins	0	1	0	1	0	0	0	1	0	0	0	1
Blanks	2	6	7	3	0	3	0	5	7	15	6	6

AT THE STATE PRIMARY HELD THEREIN, SEPTEMBER 17, 1996

REPUBLICAN

WARD FIVE			WARD SIX			WARD SEVEN			TOTALS
1	2	3	1	2	3	1	2	3	
16	21	11	18	11	14	21	41	37	413
1	2	1	0	2	0	2	2	3	29
15	19	10	18	9	14	19	39	34	384
6	18	7	13	8	10	17	22	20	263
2	5	5	6	1	4	6	11	8	117
0	0	0	0	0	0	0	0	1	4
24	19	10	17	13	14	19	49	45	442
9	18	10	15	10	12	16	24	23	296
0	0	0	0	0	0	0	0	1	5
7	3	1	3	1	2	5	17	13	112

RECORD OF THE VOTES CAST IN THE VARIOUS PRECINCTS OF THE CITY OF SOMERVILLE

LIBERTARIAN

	WARD ONE			WARD TWO			WARD THREE			WARD FOUR		
	1	2	3	1	2	3	1	2	3	1	2	3
<u>TOTAL NUMBER OF VOTES CAST</u>	0	1	1	0	1	1	0	0	1	0	0	1
<u>SENATOR IN CONGRESS</u>												
No Candidate												
Write-Ins			1		1	1						1
Blanks		1							1			
<u>REPRESENTATIVE IN CONGRESS - EIGHTH DISTRICT</u>												
No Candidate												
Write-Ins		1	1									1
Blanks					1	1			1			
<u>COUNCILLOR - SIXTH DISTRICT</u>												
No Candidate												
Write-Ins			1									
Blanks		1			1	1			1			1
<u>SENATOR IN GENERAL COURT - MIDDLESEX, SUFFOLK, & ESSEX DISTRICT</u>												
No Candidate												
Write-Ins												
Blanks												
<u>SENATOR IN GENERAL COURT - SECOND MIDDLESEX DISTRICT</u>												
No Candidate												
Write-Ins												
Blanks		1	1		1	1			1			1
<u>REPRESENTATIVE IN GENERAL COURT - 29th MIDDLESEX DISTRICT</u>												
No Candidate												
Write-Ins			1		1							
Blanks		1										
<u>REPRESENTATIVE IN GENERAL COURT - 30th MIDDLESEX DISTRICT</u>												
Ronald Bargoot 16 Wallace St., Somerville										1		
Write-Ins												
Blanks						1						
<u>REPRESENTATIVE IN GENERAL COURT - 37th MIDDLESEX DISTRICT</u>												
No Candidate												
Write-Ins												
Blanks												1
<u>REGISTER OF PROBATE - MIDDLESEX COUNTY</u>												
No Candidate												
Write-Ins			1									
Blanks		1			1	1			1			1

AT THE STATE PRIMARY HELD THEREIN, SEPTEMBER 17, 1996

LIBERTARIAN

WARD FIVE			WARD SIX			WARD SEVEN			TOTALS
1	2	3	1	2	3	1	2	3	
0	0	1	1	0	4	0	4	3	19
			1		2		3	2	12
		1			2		1	1	7
					1		1	3	8
		1	1		3		3		11
								2	3
		1	1		4		4	1	16
									0
									0
							1	2	3
		1	1		4		3	1	16
									2
									1
		1	1		2				5
									0
					2				3
							2	3	5
							2		3
							1	2	4
		1	1		4		3	1	15

1394

RECORD OF THE VOTES CAST IN THE VARIOUS PRECINCTS OF THE CITY OF SOMERVILLE

LIBERTARIAN

	WARD ONE			WARD TWO			WARD THREE			WARD FOUR		
	1	2	3	1	2	3	1	2	3	1	2	3
<u>TOTAL NUMBER OF VOTES CAST</u>	0	1	1	0	1	1	0	0	1	0	0	1
<u>COUNTY TREASURER - MIDDLESEX COUNTY</u>												
No Candidate												
Write-Ins			1									1
Blanks		1			1	1			1			
<u>COUNTY COMMISSIONER - MIDDLESEX COUNTY</u>												
No Candidate												
Write-Ins			1		1							1
Blanks		2	1		1	2			2			1
<u>SHERIFF - MIDDLESEX COUNTY</u>												
No Candidates												
Write-Ins		1	1									1
Blanks					1	1			1			

RECORD OF ABSENT VOTERS (16)

TABULATED FROM THE TALLY SHEETS OF THE STATE PRIMARY HELD SEPTEMBER 17, 1996

UNREGISTERED VOTERS

Ward	Precinct	Ballots Mailed			Ballots Cast			Not Returned			Returned Too Late		
		D	R	L	D	R	L	D	R	L	D	R	L
1	1												
1	2	1						1					
1	3	1			1								
2	1	4			1			2			1		
2	2	4						4					
2	3	1						1					
3	1												
3	2	1						1					
3	3	2			2								
4	1	1			1								
4	2												
4	3	2			1						1		
5	1												
5	2	1	1					1	1				
5	3	1									1		
6	1												
6	2	1			1								
6	3	2			1			1					
7	1	4			4								
7	2	4			3			1					
7	3	1			1								
TOTALS:		31	1	0	16	0	0	12	1	0	3	0	0

1
1
1
2
2
2
3
3
3
4
4
4
5
5
5
6
6
6
7
7
7
TOTALS

RECORD OF ABSENT VOTERS (206)

TABULATED FROM THE TALLY SHEETS OF THE STATE PRIMARY HELD SEPTEMBER 17, 1996

		REGISTERED VOTERS																				
		Ballots Mailed			Ballots Cast			Not Returned			Defective			Returned too Late			Voted in Person			Health Care Facility		
Ward	District	D	R	L	D	R	L	D	R	L	D	R	L	D	R	L	D	R	L	D	R	L
1	1	16	3		12	2		3	1					1								
1	2	26	4	1	21	1		5	3	1									1			
1	3	6	1		5	1		1											3			
2	1	5	2		4	1		1	1										1			
2	2	9			8			1														
2	3	7			5			2														
3	1	9	1		7	1		1					1						3			
3	2	5			3			2												13	2	
3	3	10	3		6	1		3	2		1								2		20	
4	1	8			6									2					3			
4	2	4	2		1	1		2	1		1								2	1		
4	3	8			7						1								2			
5	1	6	1		4	1		1						1					2		6	2
5	2	2	1		2				1										1			
5	3	4			2			2											1			
6	1	6			2			1						3								
6	2	9	1		6	1		2			1									5		
6	3	5	1		3	1		2											1			
7	1	10			6			3			1								2			
7	2	7	2		6	2		1											1			
7	3	3	1		1	1		2														
TOTALS		165	23	1	117	14	0	35	9	1	5	0	0	8	0	0	25	2	0	44	4	0

AT THE PRELIMINARY ELECTION HELD THEREIN, SEPTEMBER 23, 1997

241 R

WARD FOUR				WARD FIVE				WARD SIX				WARD SEVEN				GRAND TOTAL
1	2	3	Total	1	2	3	Total	1	2	3	Total	1	2	3	Total	
								252	327	234	813					1833
																367
																387
																246
																1
																19
								102	91	69	262					262
								111	205	122	438					438
								34	29	38	101					101
								1	0	2	3					3
								4	2	3	9					9

A TRUE COPY ATTEST:

Mary Walker
 CHAIRMAN:

442 L

RECORD OF ABSENT VOTERS

TABULATED FROM THE TALLY SHEETS OF THE PRELIMINARY ELECTION HELD SEPTEMBER 23, 1997

REGISTERED VOTERS									
WARD	PCT	BALLOTS MAILED	BALLOTS CAST	NOT RETURNED	RETURNED TOO LATE	DEFECTIVE	VOTED IN PERSON	HEALTH CARE FACILITY	
3	1	4	4				1		
3	2	7	6		1			17	
3	3	8	7	1			1	9	
6	1	2	2				4		
6	2	4	4				2		
6	3	2	1	1					
TOTALS:		27	24	2	1		8	26	

TOTAL BALLOTS CAST: 58

443 L

RECORD OF THE VOTES CAST IN THE VARIOUS PRECINCTS OF THE CITY OF SOMERVILLE

DEMOCRAT

	Ward One			Total Ward Two			Total Ward Three			Total		
	1	2	3		1	2	3		1		2	3
<u>TOTAL NUMBER OF VOTES CAST</u>	518	637	507	1,662	486	585	595	1,666	760	680	811	2,251
<u>Governor</u>												
Brian J Donnelly, 44 Cobbs Grv, Dennis	85	105	80	270	58	74	65	197	94	87	112	293
Scott Harshbarger, 439 Sandy Valley Rd, Westwood	254	332	270	856	247	317	312	876	368	338	371	1,077
Patricia McGovern, 12 William St, Andover	140	147	115	402	144	157	172	473	243	216	255	714
Write-Ins	0	5	7	12	3	2	8	13	4	3	7	14
Blanks	39	48	35	122	34	35	38	107	51	36	66	153
<u>Lieutenant Governor</u>												
Dorothy A Kelly Gay, 1 Avon St, Somerville	364	421	319	1,104	318	396	347	1,061	527	511	531	1,569
Warren E Tolman, 30 Stoneleigh Cir, Watertown	99	131	115	345	96	111	153	360	146	119	174	439
Write-Ins	1	4	2	7	0	2	3	5	1	1	4	6
Blanks	54	81	71	206	72	76	92	240	86	49	102	237
<u>Attorney General</u>												
Lois G Pines, 40 Helene Rd, Newton	193	217	204	614	218	248	256	722	357	300	349	1,006
Thomas F Reilly, 60 Palfrey St, Watertown	283	375	259	917	234	288	285	807	338	334	391	1,063
Write-Ins	0	3	2	5	2	0	1	3	2	0	4	6
Blanks	42	42	42	126	32	49	53	134	63	46	67	176
<u>Secretary of State</u>												
William Francis Galvin, 46 Lake St, Boston	376	462	358	1,196	328	416	390	1,134	495	468	527	1,490
Write-Ins	2	4	3	9	1	9	2	12	14	2	4	20
Blanks	140	171	146	457	157	160	203	520	251	210	280	741
<u>Treasurer</u>												
Shannon P O'Brien, 6 Danecca Dr, Whitman	376	454	352	1,182	329	410	378	1,117	501	465	521	1,487
Write-Ins	0	4	1	5	1	3	2	6	5	1	4	10
Blanks	142	179	154	475	156	172	215	543	254	214	286	754
<u>Auditor</u>												
A Joseph DeNucci, 119 Warwick Rd, Newton	378	454	354	1,186	323	406	382	1,111	509	459	528	1,496
Write-Ins	2	5	6	13	2	5	2	9	8	2	5	15
Blanks	138	178	147	463	161	174	211	546	243	219	278	740

AT THE STATE PRIMARY HELD THEREIN, September 15, 1998

DEMOCRATIC

Ward Four			Total Ward Five			Total Ward Six			Total Ward Seven			Total	TOTALS:			
1	2	3	1	2	3	1	2	3	1	2	3					
634	620	670	924	701	767	729	2,197	863	847	613	4,323	784	801	801	2,386	14,409
86	84	79	249	89	110	75	274	68	84	66	218	101	92	110	303	1,804
329	327	358	1,014	387	382	374	1,143	425	450	324	1,199	399	412	411	1,222	7,387
162	166	192	520	182	235	229	646	304	265	193	762	231	228	227	686	4,203
1	1	7	9	4	4	1	9	7	4	3	14	1	2	4	7	78
56	42	34	132	39	36	50	125	59	44	27	130	52	67	49	168	937
414	431	439	1,284	479	529	492	1,500	559	552	385	1,496	481	519	540	1,540	9,554
124	118	143	385	151	156	135	442	193	186	137	516	188	163	172	523	3,010
1	1	3	5	1	2	0	3	3	1	0	4	0	2	0	2	32
95	70	85	250	70	80	102	252	108	108	91	307	115	117	89	321	1,813
235	272	272	779	263	342	349	954	438	404	293	1,135	341	312	322	975	6,185
347	317	358	1,022	397	384	336	1,117	364	378	281	1,023	380	422	427	1,229	7,178
1	0	1	2	3	1	0	4	3	3	0	6	0	0	5	5	31
51	31	39	121	38	40	44	122	58	62	39	159	63	67	47	177	1,015
452	448	464	1,364	498	535	484	1,517	541	560	400	1,501	529	542	555	1,626	9,828
2	5	6	13	6	10	7	23	12	6	4	22	6	3	6	15	114
180	167	200	547	197	222	238	657	310	281	209	800	249	256	240	745	4,467
449	444	462	1,355	480	527	474	1,481	538	550	395	1,483	526	560	541	1,627	9,732
4	9	6	19	7	5	6	18	11	4	1	16	2	5	8	15	89
181	167	202	550	214	235	249	698	314	293	217	824	256	236	252	744	4,588
449	452	463	1,364	501	523	476	1,500	541	538	386	1,465	526	533	542	1,601	9,723
2	6	9	17	5	7	7	19	8	4	2	14	2	4	8	14	101
183	162	198	543	195	237	246	678	314	305	225	844	256	264	251	771	4,585

444

RECORD OF THE VOTES CAST IN THE VARIOUS PRECINCTS OF THE CITY OF SOMERVILLE

DEMOCRATIC

	Ward One			Total	Ward Two			Total	Ward Three			Total
	1	2	3		1	2	3		1	2	3	
TOTAL NUMBER OF VOTES CAST	518	637	507	1,662	486	585	595	1,666	760	680	811	2,251
<u>Representative in Congress - Eighth District</u>												
George Bachrach, 39 Merrill Rd, Watertown	18	36	12	66	31	33	75	139	54	53	54	161
Michael E Capuano, 172 Central St, Somerville	285	368	317	970	215	268	282	765	385	368	460	1,213
Marjorie O'Neill Clapprood, 24 Commonwealth St, Watertown	36	28	43	107	61	76	60	197	88	82	74	244
Raymond L Flynn, 616 Saratoga St, Boston	93	113	50	256	67	77	60	204	85	67	95	247
Christopher F Gabrieli, 8 Louisburg Sq, Boston	17	17	13	47	13	15	14	42	36	14	18	68
Thomas M Keane, Jr, 193 Beacon St, Boston	7	4	0	11	4	13	4	21	3	4	11	18
John T O'Connor, 596 Franklin St, Cambridge	36	41	45	122	49	62	66	177	78	72	55	205
Alex Rodriguez, 17 Rutland Sq, Boston	6	2	5	13	7	8	8	23	5	2	10	17
Susan M Tracy, 11 Duncklee St, Boston	5	8	5	18	18	16	9	43	15	6	13	34
Charles Calvin Yancey, 3 Hooper St, Boston	2	1	0	3	6	4	2	12	0	3	1	4
Write-Ins	0	2	0	2	0	0	0	0	1	0	1	2
Blanks	13	17	17	47	15	13	15	43	10	9	19	38
<u>Councillor - Sixth District</u>												
Michael J Callahan, 500 Salem St, Medford	103	137	111	351	88	98	80	266	107	99	93	299
Edward T Donohoe, 28 Eaton Ave, Woburn	13	13	19	45	7	5	14	26	25	16	24	65
Francis X Flaherty, 149 Woodside Ln, Arlington	45	55	60	160	30	63	57	150	59	72	74	205
Vincent A LoPresti, 30 High St, Stoneham	85	100	73	258	49	56	73	178	65	73	93	231
Terry McGinty, 89 Trowbridge St, Cambridge	55	37	26	118	68	96	70	234	70	88	77	235
Suzanne Merullo, 49 Byron St, Boston	12	15	16	43	23	19	20	62	30	17	28	75
Daniel P O'Neil, 59 Pearl St, Boston	27	25	17	69	13	13	17	43	21	17	14	52
Mark Rotondo, 362 Pleasant St, Winthrop	15	16	10	41	4	3	4	11	20	18	39	77
Jeffrey Travaline, 42 Canterbury Rd, Winchester	39	65	40	144	36	30	38	104	84	59	91	234
Patricia White, 145 Pinckney St, Boston	46	61	45	152	62	67	65	194	91	67	81	239
Write-Ins	1	2	2	5	0	1	2	3	3	2	2	7
Blanks	77	111	88	276	106	134	155	395	185	152	195	532
<u>Essex District</u>												
<u>Senator in General Court- Middlesex, Suffolk, &</u>												
Thomas F Birmingham, 9 Nichols St, Chelsea	377			377	323			323				
Write-Ins	2			2	2			2				
Blanks	139			139	161			161				
<u>Senator in General Court- Second Middlesex District</u>												
Charles E Shannon, Jr, 17 Robinson Pk, Winchester	460	367		827	393	360		753	498	457	527	1,482
Write-Ins		5	4	9		3	4	7	7	7	6	20
Blanks		172	136	308	189	231		420	255	216	278	749
<u>District</u>												
<u>Representative in General Court- 29th Middlesex</u>												
Timothy J Toomey, Jr, 88 Sixth St, Cambridge	368	470	359	1,197	334	409		743				
Write-Ins	2	4	4	10	3	4		7				
Blanks	148	163	144	455	149	172		321				

RECORD OF THE VOTES CAST IN THE VARIOUS PRECINCTS OF THE CITY OF SOMERVILLE

DEMOCRATIC

	Ward One			Total	Ward Two			Total	Ward Three			Total
	1	2	3		1	2	3		1	2	3	
<u>TOTAL NUMBER OF VOTES CAST</u>	518	637	507	1,662	486	585	595	1,666	760	680	811	2,251
<u>Representative in General Court - 30th Middlesex District</u>												
Patricia D Jehlen, 67 Dane St, Somerville							422	422	552	483	545	1,580
Write-Ins							7	7	4	5	10	19
Blanks							166	166	204	192	256	652
<u>Representative in General Court - 37th Middlesex District</u>												
Vincent Paul Ciampa, 64 Ossipee Rd, Somerville												
Joshua C (Josh) O'Brien, 76 Grant St, Somerville												
Write-Ins												
Blanks												
<u>District Attorney - Northern District</u>												
Martha Coakley, 68 Rawson Rd, Arlington	143	190	122	455	165	196	212	573	275	213	273	761
Timothy R Flaherty, 5 Concord Ave, Cambridge	120	157	125	402	89	129	123	341	179	150	162	491
Michael A Sullivan, 19 Garden St, Cambridge	190	200	199	589	153	174	154	481	182	213	231	626
Write-Ins	0	4	2	6	0	0	2	2	3	1	3	7
Blanks	65	86	59	210	79	86	104	269	121	103	142	366
<u>Sheriff- Middlesex County</u>												
James V DiPaola, 27 Pagum St, Malden	266	350	260	876	244	306	302	852	354	334	429	1,117
Edward J Kennedy, Jr, 312 Clark Rd, Lowell	180	184	178	542	151	163	133	447	233	187	201	621
Write-Ins	1	4	2	7	2	2	6	10	5	1	5	11
Blanks	71	99	67	237	89	114	154	357	168	158	176	502

AT THE STATE PRIMARY HELD THEREIN, SEPTEMBER 15, 1998

DEMOCRATIC

Ward Four			Total	Ward Five			Total	Ward Six			Total	Ward Seven			Total	Totals:
1	2	3		1	2	3		1	2	3		1	2	3		
634	620	670	1,924	701	767	729	2,197	863	847	613	2,323	784	801	801	2,386	14,409
				495	522	520	1,537	620	612	424	1,656					5,195
				6	11	5	22	9	9	8	26					74
				200	234	204	638	234	226	181	641					2,097
307		275	582									367	360	402	1,129	1,711
289		344	633									361	369	342	1,072	1,705
1		1	2									1	0	1	2	4
37		50	87									55	72	56	183	270
205	212	226	643	231	271	239	741	306	349	234	889	268	292	320	880	4,942
146	142	155	443	181	209	166	556	230	200	159	589	168	165	177	510	3,332
191	190	183	564	207	187	221	615	207	172	128	507	219	217	195	631	4,013
0	0	1	1	1	0	1	2	1	1	0	2	0	0	3	3	23
92	76	105	273	81	100	102	283	119	125	92	336	129	127	106	362	2,099
338	326	350	1,094	390	405	388	1,183	420	427	321	1,168	417	407	489	1,313	7,523
212	200	209	621	202	211	165	578	192	183	138	513	189	251	187	627	3,949
1	1	3	5	3	5	1	9	3	3	2	8	1	1	2	4	54
83	93	108	284	106	146	175	427	248	234	152	634	177	142	123	442	2,883

RECORD OF THE VOTES CAST IN THE VARIOUS PRECINCTS OF THE CITY OF SOMERVILLE

REPUBLICAN

	Ward One			Total	Ward Two			Total	Ward Three			Total
	1	2	3		1	2	3		1	2	3	
<u>Total Number of Votes Cast</u>	33	37	43	113	38	44	49	131	43	44	58	145
<u>Governor</u>												
Argeo Paul Cellucci, 2 Brigham St, Hudson	19	15	30	64	24	30	36	90	23	24	36	83
Joseph D Malone, 271 Florence Rd, Waltham	13	20	10	43	13	12	11	36	16	20	21	57
Write-Ins	0	1	0	1	1	2	0	3	2	0	0	2
Blanks	1	1	3	5	0	0	2	2	2	0	1	3
<u>Lieutenant Governor</u>												
Janet E Jeghelian, 161 Pleasant Valley Rd, Westwood	17	20	18	55	18	18	13	49	16	20	27	63
Jane Maria Swift, 28 Beacon St, North Adams	12	15	19	46	18	20	32	70	16	17	19	52
Write-Ins	0	0	0	0	0	0	3	3	1	1	0	2
Blanks	4	2	6	12	2	6	1	9	10	6	12	28
<u>Attorney General</u>												
Brad Bailey, 12 Sussex Rd, Winchester	25	23	29	77	25	35	38	98	28	30	40	98
Write-Ins	2	1	4	7	0	0	4	4	2	0	2	4
Blanks	6	13	10	29	13	9	7	29	13	14	16	43
<u>Secretary of State</u>												
Dale C Jenkins, Jr, 34 Wildmeadow Rd, Boxford	22	22	28	72	21	29	34	84	24	26	36	86
Write-Ins	0	0	1	1	0	0	2	2	1	0	1	2
Blanks	11	15	14	40	17	15	13	45	18	18	21	57
<u>Treasurer</u>												
Robert A Maginn, 14 Farwell Pl, Cambridge	27	22	31	80	23	30	33	86	27	26	37	90
Write-Ins	0	0	0	0	0	0	1	1	1	0	2	3
Blanks	6	15	12	33	15	14	15	44	15	18	19	52
<u>Auditor</u>												
Michael T Duffy, 14 Lawrence St, Boston	26	21	27	74	24	27	36	87	25	27	41	93
Write-Ins	0	0	1	1	0	0	0	0	1	0	1	2
Blanks	7	16	15	38	14	17	13	44	17	17	16	50
<u>Representative in Congress - Eighth District</u>												
Philip Hyde, III, 10 Carver St, Somerville	20	21	31	72	20	32	33	85	22	24	36	82
Write-Ins	5	0	5	10	1	0	4	5	3	3	4	10
Blanks	8	16	7	31	17	12	12	41	18	17	18	53
<u>Councillor- Sixth District</u>												
Write-Ins	4	3	1	8	7	3	6	16	3	1	10	14
Blanks	29	34	42	105	31	41	43	115	40	43	48	131
<u>Senator in General Court-Middlesex, Suffolk, & Essex District</u>												
Write-Ins	4			4	7			7				
Blanks	29			29	31			31				

RECORD OF THE VOTES CAST IN THE VARIOUS PRECINCTS OF THE CITY OF SOMERVILLE

REPUBLICAN

	Ward One			Total	Ward Two			Total	Ward Three			Total
	1	2	3		1	2	3		1	2	3	
<u>TOTAL NUMBER OF VOTES CAST</u>	33	37	43	113	38	44	49	131	43	44	58	145
<u>Senator in General Court - Second Middlesex District</u>												
Write-Ins		3	2	5		2	4	6	1	2	7	10
Blanks		34	41	75		42	45	87	42	42	51	135
<u>District Representative in General Court - 29th Middlesex</u>												
Write-Ins	2	3	0	5	5	2		7				
Blanks	31	34	43	108	33	42		75				
<u>District Representative in General Court - 30th Middlesex</u>												
Write-Ins							5	5	1	1	8	10
Blanks							44	44	42	43	50	135
<u>District Representative in General Court - 37th Middlesex</u>												
Write-Ins												
Blanks												
<u>District Attorney - Northern District</u>												
Lee Johnson, 28 Ninth St, Medford	19	18	30	67	14	29	28	71	19	20	33	72
Write-Ins	1	0	1	2	3	0	2	5	4	0	0	4
Blanks	13	19	12	44	21	15	19	55	20	24	25	69
<u>Sheriff - Middlesex County</u>												
Write-Ins	2	2	4	8	6	2	6	14	3	4	10	17
Blanks	31	35	39	105	32	42	43	117	40	40	48	128

AT THE STATE PRIMARY HELD THEREIN, SEPTEMBER 15, 1998

REPUBLICAN

Ward Four			Total	Ward Five			Total	Ward Six			Total	Ward Seven			Total	Totals:
1	2	3		1	2	3		1	2	3		1	2	3		
			165				148				161				164	
50	62	53		50	62	36		60	55	46		51	54	59		1,027
			13				14				11				13	
1	7	5		4	4	6		3	4	4		6	3	4		72
49	55	48	152	46	58	30	134	57	51	42	150	45	51	55	151	884
			6													18
	6		56													239
							8				9					
				3	1	4		3	3	3						32
				47	61	32	140	57	52	43	152					471
			7												12	
2		5	96									6	3	3	152	19
48		48										45	51	56		248
			91				79				94				97	
25	31	35		23	34	22		38	25	31		30	30	37		571
			2				1				3				1	
1	1	0		0	0	1		1	1	1		1	0	0		18
24	30	18	72	27	28	13	68	21	29	14	64	20	24	22	66	438
			14				15				13				13	
3	7	4		6	2	7		4	7	2		7	3	3		94
47	55	49	151	44	60	29	133	56	48	44	148	44	51	56	151	933

RECORD OF THE VOTES CAST IN THE VARIOUS PRECINCTS OF THE CITY OF SOMERVILLE

REFORM

	Ward One			Total	Ward Two			Total	Ward Three			Total
	1	2	3		1	2	3		1	2	3	
<u>TOTAL NUMBER OF VOTES CAST</u>	0	2	0	2	0	0	0	0	0	2	2	4
<u>Governor</u>												
Write-Ins		1		1					2	2		4
Blanks		1		1					0	0		0
<u>Lieutenant Governor</u>												
Write-Ins		0		0					1	0		1
Blanks		2		2					1	2		3
<u>Attorney General</u>												
Write-Ins		1		1					2	2		4
Blanks		1		1					0	0		0
<u>Secretary of State</u>												
Write-Ins		0		0					1	0		1
Blanks		2		2					1	2		3
<u>Treasurer</u>												
Write-Ins		0		0					1	0		1
Blanks		2		2					1	2		3
<u>Auditor</u>												
Write-Ins		0		0					1	0		1
Blanks		2		2					1	2		3
<u>Representative in Congress - Eighth District</u>												
Write-Ins		2		2					2	2		4
Blanks		0		0					0	0		0
<u>Councillor - Sixth District</u>												
Write-Ins		0		0					1	2		3
Blanks		2		2					1	0		1
<u>Senator in General Court - Middlesex, Suffolk & Essex District</u>												
Write-Ins												
Blanks												
<u>Senator in General Court - Second Middlesex District</u>												
Write-Ins		1		1					1	0		1
Blanks		1		1					1	2		3
<u>Representative in General Court - 29th Middlesex District</u>												
Write-Ins		0		0								
Blanks		2		2								
<u>Representative in General Court - 30th Middlesex District</u>												
Write-Ins									1	0		1
Blanks									1	2		3

4491

RECORD OF THE VOTES CAST IN THE VARIOUS PRECINCTS OF THE CITY OF SOMERVILLE

REFORM

	Ward One			Total	Ward Two			Total	Ward Three			Total
	1	2	3		1	2	3		1	2	3	
<u>TOTAL NUMBER OF VOTES CAST</u>	0	2	0	2	0	0	0	0	0	2	2	4
<u>Representative in General Court - 37th Middlesex District</u>												
Write-Ins												
Blanks												
<u>District Attorney - Northern District</u>												
Write-Ins		1		1					2	2		4
Blanks		1		1					0	0		0
<u>Sheriff - Middlesex County</u>												
Write-Ins		0		0					1	2		3
Blanks		2		2					1	0		1

AT THE STATE PRIMARY HELD THEREIN, SEPTEMBER 15, 1998

REFORM

Ward Four			Total	Ward Five			Total	Ward Six			Total	Ward Seven			Total	Totals
1	2	3		1	2	3		1	2	3		1	2	3		
0	0	0	0	0	0	0	0	0	0	0	0	0	0	2	2	8
														0	0	0
														2	2	2
														0	0	5
														2	2	3
														0	0	3
														2	2	5

A TRUE COPY ATTEST:

Mary Walker
 CHAIRMAN

11504

RECORD OF ABSENT VOTERS (3)

TABULATED FROM THE TALLY SHEETS OF THE STATE PRIMARY HELD SEPTEMBER 15, 1998

UNREGISTERED VOTERS

Ward	Precinct	Ballots Mailed			Ballots Cast			Not Returned			Returned too late			
		D	R	E	D	R	E	D	R	E	D	R	E	
1	1													
1	2													
1	3													
2	1													
2	2													
2	3													
3	1													
3	2													
3	3													
4	1													
4	2													
4	3													
5	1													
5	2													
5	3													
6	1													
6	2													
6	3	2			2									
7	1													
7	2	1			0			1						
7	3	1			1									
TOTALS:		4			3			1						

Totals

RECORD OF ABSENT VOTERS (389)

TABULATED FROM THE TALLY SHEETS OF THE STATE PRIMARY HELD SEPTEMBER 15, 1998

REGISTERED VOTERS

Ward	Prec	Ballots Mailed			Ballots Cast			Not Returned			Defective			Returned too late			Voted in Person			Health Care Facility			
		D	R	E	D	R	E	D	R	E	D	R	E	D	R	E	D	R	E	D	R	E	
1	1	11	4		7	2		2	2		2						3						
1	2	21	2	1	16	2		3			2		1				6	1					
1	3	11	2		9	1		1			1	1					1						
2	1	4	2		3	1			1					1			4						
2	2	5			5												2						
2	3	16			15			1									11						
3	1	16	1		14	1		1						1			4						
3	2	12			11			1									10	1		15	2		
3	3	10	3	2	10	2	2					1					12			29	1		
4	1	10	1		9	1								1			1						
4	2	4	1		4				1								6						
4	3	8			7			1									4						
5	1	9	1		7	1		1						1			1	1					
5	2	10			10												2						
5	3	11			10									1			8	1					
6	1	10			9			1									7						
6	2	11			10			1									8						
6	3	6			3			2						1			17	1					
7	1	17			15			1						1			13	1					
7	2	12			11			1									4						
7	3	7	1		7	1											6						
Totals:		221	18	3	192	12	2	17	4	0	5	2	1	7	0	0	130	6	0	44	3	0	

4512

RECORD OF THE VOTES CAST IN THE VARIOUS PRECINCTS OF THE CITY OF SOMERVILLE

	WARD ONE			TOTAL	WARD TWO			TOTAL	WARD THREE			TOTAL
	1	2	3		1	2	3		1	2	3	
<u>TOTAL NUMBER OF VOTES CAST</u>	456	645	473	1574	399	378	377	1154	704	626	681	2011
<u>FOR MAYOR:</u>												
Dorothy A Kelly Gay 1 Avon Street	96	147	102	345	112	134	111	357	234	248	217	699
Matthew C Hoey 21 Nashua Street	7	5	3	15	4	2	6	12	14	13	18	45
Joseph A Curtatone 12 Vermont Avenue	145	285	178	608	162	110	97	369	261	174	145	580
John R Buonomo 145 Central Street	190	197	175	562	113	124	156	393	177	181	280	638
Philip Hyde III 10 Carver Street	4	3	1	8	1	3	3	7	5	5	3	13
Write-Ins	5	3	7	15	0	2	0	2	1	2	7	10
Blanks	9	5	7	21	7	3	4	14	12	3	11	26

AT THE SPECIAL PRELIMINARY HELD MARCH 30, 1999 FOR MAYOR

	WARD FOUR			TOTAL WARD FIVE			TOTAL WARD SIX			TOTAL WARD SEVEN			TOTAL	TOTALS			
	1	2	3	1	2	3	1	2	3	1	2	3					
✓	614	606	568	1788	604	650	556	1810	597	678	492	1767	560	645	574	1779	11,883
✓	117	160	175	452	186	333	203	722	222	264	183	669	198	151	162	511	3,755
✓	5	8	5	18	12	8	8	28	17	6	10	33	2	14	2	18	169
✓	196	158	152	506	159	118	138	415	161	192	139	492	136	134	141	411	3,381
✓	284	273	226	783	239	177	196	612	186	210	150	546	218	337	259	814	4,348
✓	2	1	4	7	1	4	6	11	7	3	3	13	3	4	5	12	71
✓	2	0	2	4	2	1	2	5	2	0	3	5	0	1	1	2	43
✓	8	6	4	18	5	9	3	17	2	3	4	9	3	4	4	11	116

A TRUE COPY ATTEST:

Mary Walker

CHAIRMAN

1524

RECORD OF ABSENT VOTERS (352)

TABULATED FROM THE TALLY SHEETS OF THE SPECIAL PRELIMINARY FOR MAYOR HELD MARCH 30, 1999

REGISTERED VOTERS

Ward	Precinct	Ballots Mailed	Ballots Cast	Not Returned	Returned Too Late	Defective	Voted in Person	Health Care Facility
1	1	20	16	3		1		
1	2	32	30	1		1	4	
1	3	18	12	3	1	2		
2	1	10	10				3	
2	2	4	3		1			
2	3	5	4	1			3	
3	1	19	15	3		1	7	
3	2	22	19	2		1	1	16
3	3	23	21	1	1		4	35
4	1	23	17	3		3	1	
4	2	5	5				3	
4	3	10	9		1		4	
5	1	5	5					
5	2	7	5	1	1		7	
5	3	11	10			1	4	
6	1	13	12			1	5	
6	2	8	8				7	
6	3	5	2	1	2		3	
7	1	9	7			2	4	
7	2	21	19	1		1	3	
7	3	6	6				3	
<u>Totals:</u>		276	235	20	7	14	66	51



AT THE PRELIMINARY ELECTION HELD THEREIN, SEPTEMBER 14, 1999

4507

WARD FOUR			TOTAL	WARD FIVE			TOTAL	WARD SIX			TOTAL	WARD SEVEN			TOTAL	TOTAL
1	2	3		1	2	3		1	2	3		1	2	3		
254	232	267	753	394	417	359	1170	256	278	140	674	162	234	170	566	5,350
23	32	35	90	53	56	53	162	67	85	37	189	40	43	20	103	942
43	48	56	147	174	190	183	547	93	110	61	264	46	71	39	156	1676
127	120	112	359	179	195	163	537	117	159	75	351	80	123	64	267	2733
104	49	58	211	84	65	35	184	29	26	12	67	40	38	49	127	1248
51	45	42	138	62	62	53	177	86	85	25	196	25	55	49	129	1016
19	18	16	53	41	73	33	147	8	12	9	29	5	7	12	24	411
150	139	177	466	142	140	105	387	106	114	47	267	63	86	64	213	2142
11	9	11	31	35	45	41	121	17	14	5	36	5	16	11	32	322
117	107	108	332	165	159	133	457	113	110	73	296	86	109	92	287	2301
98	84	92	274	155	136	160	451	113	91	42	246	62	114	75	251	1994
70	67	58	195	100	99	62	261	49	47	38	134	40	68	48	156	1328
6	0	8	14	8	11	5	24	2	2	1	5	5	0	0	5	74
197	210	295	702	378	437	410	1225	224	257	135	616	151	206	157	514	5213
				127	105	93	325									325
				63	18	13	94									94
				50	54	128	232									232
				72	50	23	145									145
				61	173	84	318									318
				0	3	0	3									3
				21	14	18	53									53

A TRUE COPY ATTEST:

Mary Walker

CHAIRMAN

454L

RECORD OF ABSENT VOTERS

TABULATED FROM THE TALLY SHEETS OF THE PRELIMINARY ELECTION HELD SEPTEMBER 14, 1999

REGISTERED VOTERS

Ward	Pct	Ballots Mailed	Ballots Cast	Not Returned	Defective	Returned Too Late	Voted In Person	Health Care Facility
1	1	15	11	4			1	
1	2	34	25	7	2			
1	3	12	8	2	1	1	1	
2	1	15	10	4	1			
2	2	8	6	2			1	
2	3	8	7	1				
3	1	21	12	8	1		1	
3	2	15	12	3			1	8
3	3	19	12	5	2		1	27
4	1	12	9	2	1		1	
4	2	4	1	3			1	
4	3	7	5	2			3	
5	1	4	2	1	1		3	
5	2	9	3	5		1	3	
5	3	7	5	1	1		1	
6	1	15	9	5	1		2	
6	2	7	6	1				
6	3	3	1	2				
7	1	4	4				3	
7	2	24	16	7	1			
7	3	5	4		1		1	
Totals:		248	168	65	13	2	24	35

Total Ballots Cast: 227

NON-REGISTERED VOTERS

Ward	Pct	Ballots Mailed	Ballots Cast	Not Returned
6	3	2		2

Total Ballots Cast: 0



456 L

RECORD OF VOTES CAST IN THE VARIOUS PRECINCTS OF THE CITY OF SOMERVILLE

DEMOCRATIC

	Ward One			Total	Ward Two			Total	Ward Three			Total
	1	2	3		1	2	3		1	2	3	
<u>Total Number of Votes Cast</u>	269	417	306	992	328	477	487	1292	521	494	571	1586
<u>WARD COMMITTEE - WARD ONE (Continued)</u>												
Marc J Cutler 11 George St	93	150	82	325								
Esther Charlott Casey 75 Myrtle St	95	154	84	333								
Thomas F Murphy 75 Myrtle St	101	161	91	353								
Andrew F Upton 74 Gilman St	92	147	84	323								
Rosa M Benzan 49 Pennsylvania Ave	90	156	88	334								
Nora E Stackpole 45 Pennsylvania Ave	103	171	88	362								
Dennis Michael Sullivan 8 Florence St	144	210	113	467								
Frederick E Caruso 93 Flint St	106	178	121	405								
John Caruso 93 Flint St	107	177	123	407								
Eugene F Pomfret 18 Indiana Ave	89	174	90	353								
Nancy E Lynch 14 MacArthur St	100	166	102	368								
James E Loveless 6 Webster St	104	197	96	397								
Mae Loveless 6 Webster Ave	100	189	96	385								
Write-Ins	25	39	3	67								
Blanks	6877	10320	8243	25440								
<u>WARD COMMITTEE - WARD TWO</u>												
Kevin A Tarpley 20 School St					222	270	281	773				
Daniel J Foley, Jr 4 Concord Ave					126	191	161	478				
Christopher Daveta 16 Leland St					117	179	152	448				
Susan E Walsh 62 Beacon St					132	207	171	510				
Mary Gil 4 Milk Place					126	190	154	470				
Larry L Dyer 20 Kingman Rd					129	190	159	478				
Margaret E Ryan 17 Kingman Rd					133	191	151	475				
Thomas A Ryan 17 Kingman Rd					127	185	150	462				
Edward W Hardy 15 Kingman Rd					138	218	157	513				
Beverly Mary Lipinski 9 Allen St					124	188	155	467				
Michael Pattberg 378 Washington St					113	178	151	442				
Patricia D Jehlen 67 Dane St					163	232	248	643				
Wendy E Jehlen Nayak 67 Dane St					129	187	173	489				
James J Rodrigues 68 Concord Ave					123	192	154	469				
Donald Hodges 27 Ivaloo St					112	172	156	440				
Kristin A Goss 22 Laurel St					125	179	150	454				
Robert Souza 93 Rev Nazareno Properzi Way					127	181	166	474				
Carol Clouse 21 Park St					118	177	152	447				
Ross P Brimer 22 Bowdoin St					114	179	145	438				
Anthony McDaid 54 Beacon St					124	203	161	488				
Kathryn M McDaid 54 Beacon St					127	222	161	510				

AT THE PRESIDENTIAL PRIMARY HELD THEREIN, MARCH 7, 2000

DEMOCRATIC

Ward Four			Total	Ward Five			Total	Ward Six			Total	Ward Seven			Total	TOTAL
1	2	3		1	2	3		1	2	3		1	2	3		
373	427	411	1211	453	484	479	1416	620	610	469	1699	541	533	524	1598	9794

325
333
353
323
334
362
467
405
407
353
368
397
385
67
25440
773
478
448
510
470
478
475
462
513
467
442
643
489
469
440
454
474
447
438
488
510

457L

RECORD OF VOTES CAST IN THE VARIOUS PRECINCTS OF THE CITY OF SOMERVILLE

DEMOCRATIC

	Ward One			Total	Ward Two			Total	Ward Three			Total
	1	2	3		1	2	3		1	2	3	
<u>Total Number of Votes Cast</u>	269	417	306	992	328	477	487	1292	521	494	571	1586
<u>WARD COMMITTEE - WARD TWO (Cont)</u>												
Susan C Moynihan-Murray 12 Leland St					134	190	158	482				
Deborah Lee Witkus 82 Summer St					126	183	158	467				
Write-Ins: M Teresa Cardoso 9 Adrian St					20	15	26	61				
Jennifer Lee Cardoso 9 Adrian St					18	13	18	49				
Maryann M Beuston 115 Beacon St					18	14	22	54				
Richard A Willette 115 Beacon St					14	9	19	42				
Paula M Stuart 70 Summer St					16	9	18	43				
Natalie I Vieira 14 Bolton St					18	11	21	50				
Kristine Vallery 16 Houghton St					15	7	18	40				
Ellen Jean McPherson 56 Elm St					16	8	19	43				
Francis X McPherson, Sr 56 Elm St					15	8	19	42				
Lisa M Morris 74 Elm St					15	7	18	40				
Paul Morris 74 Elm St					16	8	18	42				
All others					0	119	0	119				
Blanks					8290	11983	13005	33278				
<u>WARD COMMITTEE- WARD THREE</u>												
Dorothy A Kelly Gay 1 Avon St									339	317	312	968
Thomas F Taylor 32 Vinal Ave									302	256	280	838
Joseph A Curtatone 11 Prospect Hill Ave									292	268	261	821
Roberta Bauer 58 Berkeley St									241	216	214	671
Joseph K Mackey 12 Benton Rd									247	233	241	721
Linda G Vitiello 24 Spring St									215	208	229	652
Michael R Grunko 51 Berkeley St									198	192	178	568
Karen I Mancini 11 Vinal Ave									235	202	206	643
George A Manzelli, Jr 55 Craigie St									201	189	221	611
Celia L Taylor 32 Vinal Ave									254	202	216	672
Bertram A Gay 1 Avon St									225	222	207	654
Paula W Mackey 12 Benton Rd									224	209	231	664
Robert E Brustman 30 Oxford St									186	177	177	540
Barbara J Pease 2R Benton Rd									196	186	192	574
Edward S DaSilva 75 School St									199	195	185	579
Michele A Taylor 30 Vinal Ave									251	196	214	661
John O'Brien 7 Belmont Pl									209	192	207	608
Inez W Benichasa 46 Oxford St									198	187	187	572
Donald P Meglio 6 Spring Hill Ter									195	183	188	566
Elizabeth M Grunko 51 Berkeley St									208	198	189	595
Richard M W Bauer 58 Berkeley St									208	207	196	611

AT THE PRESIDENTIAL PRIMARY HELD THEREIN, MARCH 7, 2000

DEMOCRATIC

Ward Four			Total	Ward Five			Total	Ward Six			Total	Ward Seven			Total	TOTAL
1	2	3		1	2	3		1	2	3		1	2	3		
373	427	411	1211	453	484	479	1416	620	610	469	1699	541	533	524	1598	9794
				189	189	186	564									564
				183	191	187	561									561
				140	175	163	478									478
				144	162	169	475									475
				146	162	167	475									475
				170	174	172	516									516
				172	165	162	499									499
				178	220	189	587									587
				157	188	179	524									524
				143	165	180	488									488
				153	176	187	516									516
				146	176	192	514									514
				156	181	174	511									511
				10132	10323	10363	30818									30,818
								296	354	253	903					903
								275	294	215	784					784
								209	223	180	612					612
								198	204	163	565					565
								223	211	168	602					602
								208	225	166	599					599
								221	222	169	612					612
								254	269	216	739					739
								223	224	193	640					640
								217	203	162	582					582
								208	217	157	582					582
								205	221	163	589					589
								205	203	182	590					590
								218	224	191	633					633
								195	201	167	563					563
								221	231	171	623					623
								201	211	156	568					568
								217	220	165	602					602
								207	218	166	591					591
								224	225	181	630					630
								208	217	165	590					590
								221	214	165	600					600

462L

RECORD OF VOTES CAST IN THE VARIOUS PRECINCTS OF THE CITY OF SOMERVILLE

DEMOCRATIC

	Ward One			Total	Ward Two			Total	Ward Three			Total
	1	2	3		1	2	3		1	2	3	
<u>Total Number of Votes Cast</u>	269	417	306	992	328	477	487	1292	521	494	571	1586
<u>WARD COMMITTEE - WARD SEVEN (Cont)</u>												
Ellen D Galligani 46 Hooker Ave												
Gerald Ardolino, Jr 14 Russell Rd												
Kimberly A Ardolino 14 Russell Rd												
Gary L Baird 80 Hooker Ave												
Ellen Hughes 1374 Broadway												
Write-Ins												
Blanks												

AT THE PRESIDENTIAL PRIMARY HELD THEREIN, MARCH 7, 2000

DEMOCRATIC

Ward Four			Total Ward Five			Total Ward Six			Total Ward Seven			Total	TOTAL			
1	2	3	1	2	3	1	2	3	1	2	3					
373	427	411	1211	453	484	479	1416	620	610	469	1699	541	533	524	1598	9794
															604	604
												202	208	194	562	562
												196	187	179	591	591
												207	193	191	533	533
												187	179	167	614	614
												216	207	191	21	21
												6	7	8	11603	34332
												11435		11294		34332

AT THE PRESIDENTIAL PRIMARY HELD THEREIN, MARCH 7, 2000

REPUBLICAN

Ward Four			Total Ward Five			Total Ward Six			Total Ward Seven			Total			TOTAL	
1	2	3	1	2	3	1	2	3	1	2	3	1	2	3		
103	118	124	345	118	138	113	369	183	147	124	454	119	139	144	402	2455
2	1	1	4	3	3	2	8	3	11	5	19	3	3	1	7	68
43	41	30	114	31	41	19	91	46	36	33	115	29	41	43	113	660
0	0	0	0	1	0	0	1	0	0	0	0	0	1	0	1	2
55	75	88	218	80	94	92	266	132	97	81	310	85	93	99	277	1685
0	0	1	1	1	0	0	1	1	0	1	2	0	0	1	1	9
0	0	0	0	0	0	0	0	0	0	0	0	0	0	0	0	2
1	0	0	1	1	0	0	1	1	1	1	3	0	0	0	0	8
0	0	2	2	1	0	0	1	0	0	2	2	0	0	0	0	6
2	1	2	5	0	0	0	0	0	2	1	3	2	1	0	3	15
																78
																4
																59
																77
																2
																62
56	61	63	180	59	72	45	176	88	74	65	227	69	73	72	214	1181
0	2	2	4	2	2	4	8	3	3	0	6	0	8	2	10	43
47	55	59	161	57	64	64	185	92	70	59	221	50	58	70	178	1090
54	62	62	178	61	70	52	183	98	71	64	233	66	74	72	212	1188
1	2	2	5	2	3	4	9	2	3	0	5	0	6	1	7	41
48	54	60	162	55	65	57	177	83	73	60	216	53	59	71	183	1085
																6
																6504
																50
																10800
																46
																13569
2	3	4	9													9
3603	4127	4336	12066													12066

AT THE PRESIDENTIAL PRIMARY HELD THEREIN, MARCH 7, 2000

REPUBLICAN

Ward Four			Total Ward Five			Total Ward Six			Total Ward Seven			Total				
1	2	3	1	2	3	1	2	3	1	2	3					
103	118	124	345	118	138	113	369	183	147	124	454	119	139	144	402	2455
				3	4	8	15									15
				4127	4826	3947	12,900									12,900
								9	2	3	14					14
								6396	5143	4337	15876					15,876
												19	11	5	35	35
												1171	1379	1435	3985	3985

AT THE PRESIDENTIAL PRIMARY HELD THEREIN, MARCH 7, 2000

LIBERTARIAN

Ward Four			Total Ward Five			Total Ward Six			Total Ward Seven			Total	TOTAL
1	2	3	1	2	3	1	2	3	1	2	3		

0	1	0	1	0	0	1	4	1	2	7	0	4	1	5	25
---	---	---	---	---	---	---	---	---	---	---	---	---	---	---	----

						1				1					1
						11	3	6	20						20

											12	3	15		15
--	--	--	--	--	--	--	--	--	--	--	----	---	----	--	----

A TRUE COPY ATTEST:

Mary Walker
 MARY WALKER, CHAIRMAN

HWL

RECORD OF ABSENT VOTERS (294)

TABULATED FROM THE TALLY SHEETS OF THE PRESIDENTIAL PRIMARY HELD MARCH 7, 2000

REGISTERED VOTERS

Ward	Pct	Ballots Mailed			Ballots Cast			Not Returned			Defective			Returned too late			Voted In Person			Health Care Facility		
		D	R	L	D	R	L	D	R	L	D	R	L	D	R	L	D	R	L	D	R	L
1	1	10	3		9	3		1									3	2				
1	2	7	1		7	1																
1	3	4	4		4	3			1													
2	1	4	3		2	3		2									1					
2	2	3			2			1														
2	3	7	3		7	3											1					
3	1	9			7			2									5					
3	2	10	1		8	1		2									5	3		20	2	
3	3	9	3		7	3		2									1	1		41	5	
4	1	8	1		8				1								2					
4	2	4	1		4	1											2					
4	3	6			6												2					
5	1	6	1		5	1		1									4	1				
5	2	5			5												3	1				
5	3	7	1		4	1		3									5	1				
6	1	11	3		10	1			2		1						6	3				
6	2	3			3												2	1				
6	3	1	5		1	5											8	2				
7	1	11	3		9	3		2										1				
7	2	5	3		5	3											2	2				
7	3	4	1		3	1		1									2	5				
TOTALS:		134	37		116	33		17	4		1						54	23		61	7	

RECORD OF VOTES CAST IN THE VARIOUS PRECINCTS OF THE CITY OF SOMERVILLE

DEMOCRATIC

	Ward One			Total Ward Two			Total Ward Three			Total		
	1	2	3	1	2	3	1	2	3			
<u>Total Number of Votes Cast</u>	177	306	216	699	122	154	132	408	258	220	316	794
<u>SENATOR IN CONGRESS</u>												
Edward M Kennedy 3 Marchant Ave, Barnstable	148	264	185	597	105	135	118	358	212	186	258	656
Write-Ins	2	3	2	7	1	4	3	8	8	4	1	13
Blanks	27	39	29	95	16	15	11	42	38	30	57	125
<u>REPRESENTATIVE IN CONGRESS - Eighth District</u>												
Michael E Capuano 172 Central St, Somerville	148	242	186	576	105	136	115	356	217	187	277	681
Write-Ins	2	5	5	12	0	2	1	3	4	2	3	9
Blanks	27	59	25	111	17	16	16	49	37	31	36	104
<u>COUNCILLOR - Sixth District</u>												
Michael J Callahan 500 Salem St, Medford	120	195	161	476	91	114	86	291	176	155	208	539
Write-Ins	3	3	1	7	1	2	1	4	5	3	0	8
Blanks	54	108	54	216	30	38	45	113	77	62	108	247
<u>SENATOR IN GENERAL COURT - Middlesex, Suffolk & Essex District</u>												
Thomas F Birmingham 9 Nichols St, Chelsea	132			132	92			92				
Write-Ins	1			1	0			0				
Blanks	44			44	30			30				
<u>SENATOR IN GENERAL COURT - Second Middlesex District</u>												
Charles E Shannon, Jr 17 Robinson Park, Winchester		229	166	395		121	95	216	189	184	236	609
Write-Ins		3	2	5		1	1	2	7	2	6	15
Blanks		74	48	122		32	36	68	62	34	74	170
<u>REPRESENTATIVE IN GENERAL COURT - Twenty-Ninth Middlesex District</u>												
Timothy J Toomey, Jr 88 6th St, Cambridge	134	234	168	536	100	127		227				
Write-Ins	0	2	3	5	0	2		2				
Blanks	43	70	45	158	22	25		47				
<u>REPRESENTATIVE IN GENERAL COURT - Thirtieth Middlesex District</u>												
Patricia D Jehlen 67 Dane St, Somerville								98	190	169	221	580
Write-Ins								2	6	5	2	13
Blanks								32	62	46	93	201
<u>REPRESENTATIVE IN GENERAL COURT - Thirty-Seventh Middlesex District</u>												
Vincent Paul Ciampa 64 Ossipee Rd, Somerville												
Write-Ins												
Blanks												
<u>CLERK OF COURTS - Middlesex County</u>												
Edward J Sullivan 10 Rogers St, Cambridge	59	101	78	238	58	76	64	198	112	102	147	361
Dennis Michael Sullivan 8 Florence St, Somerville	96	164	107	367	48	59	44	151	96	79	119	294
Write-Ins	0	2	0	2	0	0	2	2	3	1	0	4
Blanks	22	39	31	92	16	19	22	57	47	38	50	135

AT THE STATE PRIMARY HELD THEREIN, SEPTEMBER 19, 2000

DEMOCRATIC

Ward Four			Total Ward Five			Total Ward Six			Total Ward Seven			Total	TOTAL			
1	2	3	1	2	3	1	2	3	1	2	3					
226	250	229	705	248	214	216	678	228	236	156	620	191	269	205	665	4569
173	208	196	577	209	186	174	569	187	208	135	530	160	239	162	561	3848
6	4	6	16	2	7	4	13	7	3	1	11	4	3	6	13	81
47	38	27	112	37	21	38	96	34	25	20	79	27	27	37	91	640
187	216	199	602	220	184	177	581	186	201	125	512	166	239	171	576	3884
2	2	1	5	1	4	6	11	9	3	0	12	5	2	4	11	63
37	32	29	98	27	26	33	86	33	32	31	96	20	28	30	78	622
154	169	148	471	172	159	140	471	141	151	104	396	145	209	143	497	3141
3	1	3	7	2	2	4	8	7	1	2	10	1	1	3	5	49
69	80	78	227	74	53	72	199	80	84	50	214	45	59	59	163	1379
																224
																1
																74
167	191	163	521	187	163	152	502	167	170	115	452	148	226	151	525	3220
1	2	4	7	4	3	4	11	5	4	4	13	3	3	3	9	62
58	57	62	177	57	48	60	165	56	62	37	155	40	40	51	131	988
	181		181													944
	1		1													8
	68		68													273
				159	156	152	467	172	186	104	462					1607
				5	6	6	17	8	4	4	16					48
				84	52	58	194	48	46	48	142					569
166		173	339									145	206	149	500	839
4		3	7									6	2	5	13	20
56		53	109									40	61	51	152	261
97	83	100	280	100	99	90	289	100	98	74	272	107	140	95	342	1980
85	120	100	305	112	86	85	283	85	86	61	232	66	92	77	235	1867
2	1	0	3	0	2	1	3	1	2	1	4	0	0	2	2	20
42	46	29	117	36	27	40	103	42	50	20	112	18	37	31	86	702

RECORD OF VOTES CAST IN THE VARIOUS PRECINCTS OF THE CITY OF SOMERVILLE

DEMOCRATIC

	Ward One			Total	Ward Two			Total	Ward Three			Total
	1	2	3		1	2	3		1	2	3	
Total Number of Votes Cast	177	306	214 216	699 697	122	154	132	408	258	220	317 316	795 795
REGISTER OF DEEDS - M'sex Southern District												
Eugene C Brune 79 Wallace St, Somerville	137	237	176	550	100	122	106	328	206	177	239	622
Write-Ins	0	2	2	4	0	2	0	2	5	3	1	9
Blanks	40	67	38	145	22	30	26	78	47	40	76	163
(To fill vacancy)												
REGISTER OF PROBATE M'sex County												
Dean J Bruno 30 Franklin Ave, Medford	13 12	23	13	48 49	6	14	8	28	21 20	10	39	69 70
John R Buonomo 145 Central St, Somerville	122	214 209	154 153	484 490	69	79	84 85	231 232	171	137	192 191	499 500
Thomas B Concannon, Jr 8 Bacon Rd, Newton	4	1	1	6	2	4	0	6	3	5 3	4	18 12
Tara DeCristofaro 30 Summit Rd, Medford	6	4	5	15	6	4	3 2	12 13	7	7	9	23
Francis X Flaherty 149 Woodside Ln, Arlington	2	7	7	16	3	5	7	15	7	8	16	31
Melissa J Hurley 125 Hampshire St, Cambridge	18	26	20 21	64 65	14	6	11	31	22	25	28	75
Robert Wesley Keough 8 Brookdale Cir, Billerica	0	4	6	10	11	37	7	55	15	13	9	37
L Paul Lucero 74 Willow St, Woburn	1	0	1	2	1	0	1	2	0	0	2	2
Ed McMahon 120 Wyman St, Lowell	1	5	0	6	1	0	1	2	1	4	2	7
Write-Ins	0	1	0	1	0	0	0	0	0 1	0 1	0	1 0
Blanks	10 11	21 26	7 9	48 38	9	5	10 12	26 24	11	11	16	38

AT THE STATE PRIMARY HELD THEREIN, SEPTEMBER 19, 2000

DEMOCRATIC

Ward Four			Total Ward Five			Total Ward Six			Total Ward Seven			Total	TOTAL			
1	2	3	1	2	3	1	2	3	1	2	3					
226	250	229	705	248	214	216	678	228	236	156	620	191	269	205	665	4568 4569
171	192	184	547	195	187	165	547	177	182	137	496	153	207	156	516	3606
5	1	3	9	3	3	5	11	6	2	0	8	2	3	5	10	53
50	57	42	149	50	24	46	120	45	52	19	116	36	59	44	139	910
19	24	16	59	30	21	30	81	37	16	7	51	13	9	10	32	379 377
142	175	165	482	154	137	143	434	120	140	87	347	143	205	153	498	2986 2963
147	171	163	482	154	136	143	434	119	138	85	347	142	204	152	501	2963
0	4	1	5	3	4	2	9	8	6	4	18	3	4	4	11	67 45
9	8	10	27	11	9	3	23	5	15	16	36	6	5	7	18	155 159
11	2	4	17	7	6	12	25	11	11	15	37	5	4	9	18	158 158
20	20	19	59	27	22	11	60	28	29	19	76	13	23	9	45	410 411
5	5	2	12	3	4	3	10	5	5	2	12	1	2	4	7	143 142
5	0	4	9	1	2	0	3	1	1	0	2	0	1	3	4	24 25
2	3	3	8	4	2	0	6	1	0	0	1	1	2	0	3	33
2	1	0	3	1	2	0	3	1	2	0	3	0	0	0	0	8 15
11	8	5	24	7	5	12	24	11	13	6	30	6	14	6	26	204 225

1702

RECORD OF VOTES CAST IN THE VARIOUS PRECINCTS OF THE CITY OF SOMERVILLE

REPUBLICAN

	Ward One			Total	Ward Two			Total	Ward Three			Total
	1	2	3		1	2	3		1	2	3	
<u>Total Number of Votes Cast</u>	10	16	12	38	9	9	15	33	13	11	17	41
<u>SENATOR IN CONGRESS</u>												
Jack E Robinson III 61 Arborway, Boston	8	15	9	32	4	7	13	24	10	7	11	28
Write-Ins	0	0	0	0	0	0	1	1	1	2	1	4
Blanks	2	1	3	6	5	2	1	8	2	2	5	9
<u>REPRESENTATIVE IN CONGRESS -Eighth District</u>												
Write-Ins	1	2	1	4	0	1	5	6	2	3	2	7
Blanks	9	14	11	34	9	8	10	27	11	8	15	34
<u>COUNCILLOR - Sixth District</u>												
Write-Ins	1	0	0	1	0	0	5	5	2	2	1	5
Blanks	9	16	12	37	9	9	10	28	11	9	16	36
<u>SENATOR IN GENERAL COURT-Middlesex, Suffolk & Essex District</u>												
Write-Ins	1			1	0			0				
Blanks	9			9	9			9				
<u>SENATOR IN GENERAL COURT- Second Middlesex District</u>												
Write-Ins		0	0	0		0	5	5	1	3	2	6
Blanks		16	12	28		9	10	19	12	8	15	35
<u>REPRESENTATIVE IN GENERAL COURT- Twenty-Ninth Middlesex District</u>												
Write-Ins	1	0	1	2	0	0		0				
Blanks	9	16	11	36	9	9		18				
<u>REPRESENTATIVE IN GENERAL COURT- Thirtieth Middlesex District</u>												
Write-Ins							6	6	1	2	0	3
Blanks							9	9	12	9	17	38
<u>REPRESENTATIVE IN GENERAL COURT -Thirty-Seventh Middlesex District</u>												
Write-Ins												
Blanks												
<u>CLERK OF COURTS</u>												
Write-Ins	1	0	2	3	0	1	4	5	2	2	3	7
Blanks	9	16	10	35	9	8	11	28	11	9	14	34
<u>REGISTER OF DEEDS-Middlesex Southern District</u>												
Write-Ins	1	0	0	1	0	1	5	6	2	2	1	5
Blanks	9	16	12	37	9	8	10	27	11	9	16	36
<u>REGISTER OF PROBATE Middlesex County (To fill vacancy)</u>												
Lee Johnson 28 Ninth St, Medford	9	11	6	26	6	6	12	24	10	8	13	31
Write-Ins	0	1	4	5	0	0	0	0	0	1	2	3
Blanks	1	4	2	7	3	3	3	9	3	2	2	7

RECORD OF VOTES CAST IN THE VARIOUS PRECINCTS OF THE CITY OF SOMERVILLE

LIBERTARIAN

	Ward One			Total	Ward Two			Total	Ward Three			Total
	1	2	3		1	2	3		1	2	3	
<u>Total Number of Votes Cast</u>	3	0	1	4	0	1	0	1	4	2	2	8
<u>SENATOR IN CONGRESS</u>												
Carla A Howell 6 Goodman Ln , Wayland	3		1	4					3	1	2	6
Write-Ins									1			1
Blanks					1			1		1		1
<u>REPRESENTATIVE IN CONGRESS - Eighth District</u>												
Write-Ins									2			2
Blanks	3		1	4	1			1	2	2	2	6
<u>COUNCILLOR - Sixth District</u>												
Write-Ins									2			2
Blanks	3		1	4	1			1	2	2	2	6
<u>SENATOR IN GENERAL COURT- Essex District Middlesex, Suffolk &</u>												
Write-Ins												
Blanks	3			3								
<u>SENATOR IN GENERAL COURT- District Second Middlesex</u>												
Write-Ins									2			2
Blanks			1	1	1			1	2	2	2	6
<u>REPRESENTATIVE IN GENERAL COURT- Middlesex District Twenty-Ninth</u>												
Write-Ins												
Blanks	3		1	4	1			1				
<u>REPRESENTATIVE IN GENERAL COURT- Middlesex District Thirtieth</u>												
Ronald A Bargoot 16 Wallace St, Somerville									3	2	1	6
Write-Ins									1			1
Blanks											1	1
<u>REPRESENTATIVE IN GENERAL COURT- Middlesex District Thirty-Seventh</u>												
Write-Ins												
Blanks												
<u>CLERK OF COURTS - Middlesex County</u>												
Write-Ins									2	1		3
Blanks	3		1	4	1			1	2	1	2	5
<u>REGISTER OF DEEDS-Middlesex Southern District</u>												
Write-Ins									2			2
Blanks	3		1	4	1			1	2	2	2	6
<u>REGISTER OF PROBATE- Middlesex County (To fill vacancy)</u>												
Write-Ins									2	1		3
Blanks	3		1	4	1			1	2	1	2	5

AT THE STATE PRIMARY HELD THEREIN, SEPTEMBER 19, 2000

LIBERTARIAN

Ward Four			Total Ward Five			Total Ward Six			Total Ward Seven			Total			TOTAL		
1	2	3	1	2	3	1	2	3	1	2	3						
2	0	1	3	1	1	0	2	2	0	2	0	2					24
		1	1	1	1		2	2		2	4		1	1			18
													1	1			1
2			2							1							5
2			2														4
		1	1	1	1		2	2		2	4		2	2			20
																	2
2		1	3	1	1		2	2		2	4		2	2			22
																	3
																	2
2		1	3	1	1		2	2		2	4		2	2			19
																	5
				1	1		2	2		2	4						12
																	1
																	1
2		1	3							2			2	2			5
2			2														5
		1	1	1	1		2	2		2	4		2	2			19
																	2
2		1	3	1	1		2	2		2	4		2	2			22
2			2														5
		1	1	1	1		2	2		2	4		2	2			19

4726

RECORD OF ABSENT VOTERS (7)

TABULATED FROM THE TALLY SHEETS OF THE STATE PRIMARY HELD SEPTEMBER 19, 2000

UNREGISTERED VOTERS

Ward	Precinct	Ballots Mailed			Ballots Cast			Not Returned			Returned Too Late		
		D	R	L	D	R	L	D	R	L	D	R	L
1	1												
1	2												
1	3	1										1	
2	1	2			2								
2	2	2						2					
2	3												
3	1												
3	2												
3	3	1						1					
4	1	1										1	
4	2												
4	3	1						1					
5	1												
5	2	3			2			1					
5	3	1			1								
6	1												
6	2	4	1					3	1		1		
6	3	2			1			1					
7	1	1						1					
7	2												
7	3	2			1							1	
TOTALS:		21	1	0	7	0	0	10	1	0	4	0	0

RECORD OF ABSENT VOTERS (273)

TABULATED FROM THE TALLY SHEETS OF THE STATE PRIMARY HELD SEPTEMBER 19, 2000

		REGISTERED VOTERS																				
Ward	Pct	Ballots Mailed			Ballots Cast			Not Returned			Defective			Returned Too Late			Voted In Person			Health Care Facility		
		D	R	L	D	R	L	D	R	L	D	R	L	D	R	L	D	R	L	D	R	L
1	1	18	3		12	3		2			1			3			4					
1	2	17	2		17	2																
1	3	4	3		3	1		1	2								1					
2	1	12	2		8	1		4	1								2					
2	2	2			1									1			1					
2	3	11			8			3									4					
3	1	10			6			3			1						4					
3	2	13	2		9	1		3	1					1			6			17	1	
3	3	9	5		5	1		4	3			1					5			39	2	
4	1	9	1		6				1		3						1					
4	2	4	1		4				1								1					
4	3	6		1	5			1		1							3					
5	1	4	1		4	1											3			14	3	
5	2	5	1		4	1		1														
5	3	7	1		6	1					1						2					
6	1	13			8			5									8					
6	2	7			4			1						2								
6	3	3	2		1			2	2								3					
7	1	6	1		5			1	1								1					
7	2	9			9												1					
7	3	10		1	8			2					1				2					
TOTALS:		179	25	2	133	12	0	33	12	1	6	1	1	7	0	0	52	0	0	70	6	0

A TRUE COPY ATTEST:

Mary Walker
 MARY WALKER, CHAIRMAN

431

RECORD OF THE VOTES CAST IN THE VARIOUS PRECINCTS OF THE CITY OF SOMERVILLE

	WARD ONE			TOTAL	WARD TWO			TOTAL	WARD THREE			TOTAL
	1	2	3		1	2	3		1	2	3	
<u>TOTAL NUMBER OF VOTES CAST</u>	170	275	179	624	119	162	123	404	293	272	261	826
<u>FOR MAYOR:</u>												
William R. Baro 6 Partridge Ave.	29	52	38	119	13	46	36	95	45	37	59	141
Dorothy A. Kelly Gay 1 Avon St.	112	165	97	374	85	92	64	241	168	184	146	498
Grace D. Healey 35 Putnam St.	26	49	36	111	18	22	20	60	74	47	49	170
Write-Ins: Anthony J Herda 15 Pitman St	0	0	0	0	0	0	0	0	0	0	1	1
All Others	1	2	2	5	2	0	0	2	1	2	0	4
Blanks	2	7	6	15	1	2	3	6	5	2	6	13

AT THE PRELIMINARY ELECTION HELD THEREIN, SEPTEMBER 25, 2001

WARD FOUR			TOTAL	WARD FIVE			TOTAL	WARD SIX			TOTAL	WARD SEVEN			TOTAL	TOTAL:		
1	2	3		1	2	3		1	2	3		1	2	3				
221	202	229	652	299	215	209	723	216	243	158	617	202	287	177	666			4512
39	38	63	140	99	53	45	197	48	47	25	120	41	43	43	127			939
118	115	110	343	148	114	128	390	112	139	103	354	124	174	108	406			2606
54	40	49	143	50	43	29	122	54	52	25	131	33	67	23	123			860
0	0	0	0	0	0	0	0	0	0	0	0	0	0	0	0			1
4	6	5	15	0	2	2	4	0	2	4	6	4	1	2	7			43
6	3	2	11	2	3	5	10	2	3	1	6	0	2	1	3			64

A TRUE COPY ATTEST:

Matthew J. Buckley

CHAIRMAN

4042

RECORD OF ABSENT VOTERS (159)

TABULATED FROM THE TALLY SHEETS OF THE PRELIMINARY ELECTION HELD SEPTEMBER 25, 2001

REGISTERED VOTERS

WARD	PRECINCT	Ballots Mailed	Ballots Cast	Not Returned	Returned Too late	Defec-tive	Voted in Person	Health Care Facility
1	1	4	4				1	
1	2	7	7					
1	3	2	2					
2	1	4	3	1				
2	2	2	1		1		2	
2	3	3	2	1				
3	1	4	4					
3	2	4	2	2			3	7
3	3	5	5					30
4	1	2	2					
4	2	3	3					
4	3	4	4				1	
5	1	2	2				2	45
5	2	3	3				3	
5	3	2	1	1				
6	1	7	6	1			3	
6	2	4	1	3				
6	3	3	3				4	
7	1	1		1			1	
7	2	1	1					
7	3						1	
TOTALS:		67	56	10	1		21	82

495

RECORD OF THE VOTES CAST IN THE VARIOUS PRECINCTS OF THE CITY OF SOMERVILLE

	WARD ONE			TOTAL	WARD TWO			TOTAL	WARD THREE			TOTAL
	1	2	3		1	2	3		1	2	3	
<u>TOTAL NUMBER OF VOTES CAST</u>					339	416	327	1082				
<u>FOR ALDERMAN - WARD TWO</u>												
Francis P Bakey 64 Marion St					81	197	112	390				
Larry L Dyer 20 Kingman Rd					12	9	12	33				
Maryann M Heuston 115 Beacon St					129	148	125	402				
Paula Stuart 70 Summer St					111	52	72	235				
Write-Ins					0	0	0	0				
Blanks					6	10	6	22				

AT THE SPECIAL PRELIMINARY ELECTION HELD THEREIN, JUNE 18, 2002

WARD FOUR			TOTAL	WARD FIVE			TOTAL	WARD SIX			TOTAL	WARD SEVEN			TOTAL	TOTAL
1	2	3		1	2	3		1	2	3		1	2	3		
																1082
																390
																33
																402
																235
																0
																22

A TRUE COPY ATTEST:

Walter J. Buckley

CHAIRMAN

4762

RECORD OF ABSENT VOTERS (40)

TABULATED FROM THE TALLY SHEETS OF THE SPECIAL PRELIMINARY ELECTION HELD JUNE 18, 2002

REGISTERED VOTERS

Ward	Precinct	Ballots Mailed	Ballots Cast	Not Returned	Returned Too Late	Defective	Voted In person	Health Care Facility
2	1	10	9	1				
2	2	16	15	1			3	
2	3	17	9	7		1	4	
TOTAL:		43	33	9		1	7	

4972

TOTAL NUMBER OF VOTES CAST IN THE VARIOUS PRECINCTS OF THE CITY OF SOMERVILLE

DEMOCRATIC

	Ward One			Total	Ward Two			Total	Ward Three			Total
	1	2	3		1	2	3		1	2	3	
<u>Total Number of Votes Cast</u>	374	438	375	1187	454	516	486	1456	573	532	548	1653
<u>Senator in Congress</u>												
John F Kerry 19 Louisburg Sq, Boston	308	369	318	995	382	440	404	1226	484	454	447	1385
Write-Ins	3	3	4	10	4	2	8	14	13	7	9	29
Blanks	63	66	53	182	68	74	74	216	76	71	92	239
<u>Governor</u>												
Thomas F Birmingham 9 Nichols St Chelsea	140	188	144	472	127	101	78	306	125	126	99	350
Steven Grossman 30 Huntington Rd, Newton	6	3	1	10	4	7	4	15	2	2	3	7
Shannon P O'Brien 6 Danecca Dr, Whitman	84	77	101	262	100	128	98	326	155	145	132	432
Robert B Reich 4 Mercer Cir, Cambridge	77	104	69	250	142	210	228	580	212	176	213	601
Warren E Tolman 30 Stoneleigh Cir, Watertown	53	60	48	161	61	58	71	190	73	75	91	239
Write-Ins	1	1	1	3	2	3	2	7	0	2	1	3
Blanks	13	5	11	29	18	9	5	32	6	6	9	21
<u>Lieutenant Governor</u>												
Christopher F Gabrieli 8 Louisburg Sq, Boston	163	197	180	540	197	187	175	559	245	216	213	674
Lois G Pines 40 Helene Rd, Newton	80	99	97	276	127	137	117	381	148	132	152	432
John P Slattery 20 Orchard St, Peabody	83	87	59	229	69	102	125	296	117	129	114	360
Write-Ins	0	5	3	8	1	0	3	4	3	3	2	8
Blanks	48	50	36	134	60	90	66	216	60	52	67	179
<u>Attorney General</u>												
Thomas F Reilly 60 Palfrey St, Watertown	288	346	320	954	338	390	360	1088	427	401	405	1233
Write-Ins	2	4	3	9	3	5	9	17	17	5	8	30
Blanks	84	88	52	224	113	121	117	351	129	126	135	390
<u>Secretary of State</u>												
William Francis Galvin 46 Lake St, Boston	274	336	305	915	324	376	341	1041	432	385	381	1198
Write-Ins	2	2	2	6	2	3	9	14	7	3	3	13
Blanks	98	100	68	266	128	137	136	401	134	144	164	442
<u>Treasurer</u>												
Michael P Cahill 60 Rantoul St, Beverly	70	85	75	230	84	69	82	235	101	95	79	275
Timothy P Cahill 51 Grenwold Rd, Quincy	103	98	100	301	107	128	104	339	135	136	122	393
Stephen J Murphy 933 Metropolitan Ave, Boston	82	115	105	302	88	109	84	281	101	106	111	318
James W Segel 30 Edgewater Dr, Needham	52	70	49	171	64	90	95	249	131	87	123	341
Write-Ins	3	5	3	11	3	0	2	5	1	6	1	8
Blanks	64	65	43	172	108	120	119	347	104	102	112	318
<u>Auditor</u>												
A Joseph DeNucci 119 Warwick Rd, Newton	275	335	296	906	313	344	325	982	411	357	376	1144
Write-Ins	2	4	3	9	4	5	8	17	10	5	5	20
Blanks	97	99	76	272	137	167	153	457	152	170	167	489

AT THE STATE PRIMARY HELD THEREIN, SEPTEMBER 17, 2002

DEMOCRATIC

Ward Four			Total Ward Five			Total Ward Six			Total Ward Seven			Total			Total		
1	2	3	1	2	3	1	2	3	1	2	3	1	2	3			
323	357	431	1111	566	507	643	1716	682	651	378	1711	586	538	551	1675		10,509
260	296	364	920	487	427	572	1486	583	567	311	1461	519	475	477	1471		8944
2	6	6	14	5	5	8	18	7	3	7	17	7	1	9	17		119
61	55	61	177	74	75	63	212	92	81	60	233	60	62	65	187		1446
101	145	142	388	178	156	141	475	102	152	77	331	117	155	140	412		2734
4	0	3	7	2	3	2	7	2	6	1	9	6	1	1	8		63
92	95	110	297	115	100	148	363	167	147	87	401	136	147	139	422		2503
57	73	108	238	172	153	248	573	293	263	144	700	261	157	174	592		3534
59	36	61	156	85	89	97	271	110	76	60	246	64	72	90	226		1489
0	1	0	1	3	0	1	4	3	1	0	4	1	0	0	1		23
10	7	7	24	11	6	6	23	5	6	9	20	1	6	7	14		163
170	161	191	522	231	193	229	653	209	232	146	587	216	230	235	681		4216
50	87	106	243	166	139	188	493	228	187	104	519	171	155	139	465		2809
67	71	76	214	108	115	144	367	148	142	83	373	135	94	114	343		2182
0	2	1	3	2	1	2	5	3	4	0	7	1	0	6	7		42
36	36	57	129	59	59	80	198	94	86	45	225	63	59	57	179		1260
259	277	326	862	433	374	487	1294	493	473	263	1229	448	453	436	1337		7997
1	6	3	10	7	8	5	20	3	1	4	8	11	2	8	21		115
63	74	102	239	126	125	151	402	186	177	111	474	127	83	107	317		2397
246	268	317	831	407	369	466	1242	475	446	251	1172	433	435	420	1288		7687
1	6	3	10	7	5	3	15	4	3	4	11	6	2	8	16		85
76	83	111	270	152	133	174	459	203	202	123	528	147	101	123	371		2737
53	59	63	175	97	76	101	274	106	117	61	284	91	109	97	297		1770
104	116	136	356	144	133	141	418	143	142	74	359	155	141	144	440		2606
79	75	93	247	129	108	116	353	103	106	50	259	81	109	101	291		2051
41	54	60	155	80	108	153	341	149	123	100	372	141	82	103	326		1955
1	0	1	2	4	2	2	8	2	3	1	6	2	1	5	8		48
45	53	78	176	112	80	130	322	179	160	92	431	116	96	101	313		2079
235	267	321	823	387	360	430	1177	440	409	246	1095	409	404	405	1218		7345
2	2	3	7	7	2	3	12	5	3	4	12	11	1	7	19		96
86	88	107	281	172	145	210	527	237	239	128	604	166	133	139	438		3068

4782

RECORD OF THE VOTES CAST IN THE VARIOUS PRECINCTS OF THE CITY OF SOMERVILLE

DEMOCRATIC

	Ward One			Total	Ward Two			Total	Ward Three			Total
	1	2	3		1	2	3		1	2	3	
<u>Total Number of Votes Cast</u>	374	438	375	1187	454	516	486	1456	573	532	548	1653
<u>Representative in Congress - Eighth District</u>												
Michael E Capuano 172 Central St, Somerville	307	359	322	988	363	420	398	1181	473	430	457	1360
Write-Ins	2	5	4	11	6	2	6	14	6	6	3	15
Blanks	65	74	49	188	85	94	82	261	94	96	88	278
<u>Councillor- Sixth District</u>												
Michael J Callahan 500 Salem St, Medford	259	298	276	833	306	343	311	960	390	346	359	1095
Write-Ins	1	6	3	10	1	3	5	9	8	2	2	12
Blanks	114	134	96	344	147	170	170	487	175	184	187	546
<u>Essex District</u>												
<u>Senator in General Court-Middlesex, Suffolk &</u>												
Jarrett Barrios 216 Prospect St, Cambridge	173			173	257			257				
Carlo DeMaria, Jr 96 Central Ave, Everett	19			19	12			12				
Anthony D Galluccio 30 Normandy Ave, Cambridge	160			160	158			158				
Write-Ins	0			0	0			0				
Blanks	22			22	27			27				
<u>Senator in General Court- Second Middlesex District</u>												
Charles E Shannon, Jr 17 Robinson Pk, Winchester		339	297	636		356	332	688	411	371	380	1162
Write-Ins		5	4	9		4	5	9	8	7	4	19
Blanks		94	74	168		156	149	305	154	154	164	472
<u>Middlesex District</u>												
<u>Representative in General Court - Twenty-Sixth</u>												
Timothy J Toomey, Jr 88 Sixth St, Cambridge	279	326	301	906	329	371		700				
Write-Ins	0	4	2	6	5	12		17				
Blanks	95	108	72	275	120	133		253				
<u>Middlesex District</u>												
<u>Representative in General Court- Twenty-Seventh</u>												
Patricia D Jehlen 67 Dane St, Somerville							373	373	448	402	385	1235
Write-Ins							8	8	10	7	11	28
Blanks							105	105	115	123	152	390
<u>Middlesex District</u>												
<u>Representative in General Court- Thirty-Fourth</u>												
Vincent Paul Ciampa 64 Ossipee Rd, Somerville												
Write-Ins												
Blanks												
<u>District Attorney- Northern District</u>												
Martha Coakley 46 Coolidge Rd, Medford	277	327	290	894	327	369	338	1034	422	375	399	1196
Write-Ins	1	6	3	10	2	5	6	13	9	4	3	16
Blanks	96	105	82	283	125	142	142	409	142	153	146	441

AT THE STATE PRIMARY HELD THEREIN, SEPTEMBER 17, 2002

DEMOCRATIC

Ward Four			Total	Ward Five			Total	Ward Six			Total	Ward Seven			Total	Total		
1	2	3		1	2	3		1	2	3		1	2	3				
323	357	431	1111	566	507	643	1716	682	651	378	1711	586	538	551	1675			10,509
270	298	352	920	474	432	535	1441	553	521	298	1372	487	471	462	1420			8682
2	7	3	12	5	3	8	16	7	2	4	13	11	1	5	17			98
51	52	76	179	87	72	100	259	122	128	76	326	88	66	84	238			1729
223	245	301	769	360	350	417	1127	426	392	235	1053	401	390	383	1174			7011
2	3	5	10	7	4	3	14	3	2	1	6	10	1	7	18			79
98	109	125	332	199	153	223	575	253	257	142	652	175	147	161	483			3419
																		430
																		31
																		318
																		0
																		49
247	267	319	833	400	375	456	1231	461	432	247	1140	416	414	412	1242			6932
1	4	3	8	8	7	4	19	3	4	2	9	7	3	7	17			90
75	86	109	270	158	125	183	466	218	215	129	562	163	121	132	416			2659
																		1606
																		23
																		528
		307	307	386	378	489	1253	522	488	262	1272							4440
		4	4	7	10	7	24	8	6	3	17							81
		120	120	173	119	147	439	152	157	113	422							1476
244	263		507									406	413	411	1230			1737
3	4		7									8	5	11	24			31
76	90		166									172	120	129	421			587
239	281	317	837	404	373	461	1238	473	448	272	1193	438	423	424	1285			7677
2	2	2	6	5	4	3	12	3	2	3	8	6	1	6	13			78
82	74	112	268	157	130	179	466	206	201	103	510	142	114	121	377			2754

499L

RECORDS OF THE VOTES CAST IN THE VARIOUS PRECINCTS OF THE CITY OF SOMERVILLE

DEMOCRATIC

	Ward One				Total Ward Two				Total Ward Three			Total
	1	2	3		1	2	3		1	2	3	
<u>Total Number of Votes Cast</u>	374	438	375	1187	454	516	486	1456	573	532	548	1653
<u>Register of Probate- Middlesex County</u>												
John R Buonomo 145 Central St, Somerville	268	311	290	869	297	316	306	919	395	375	353	1123
Diane Poulos Harpell 626 Main St, Acton	26	35	23	84	28	45	44	117	54	47	55	156
Ed McMahon 1506 Gorham St, Lowell	29	38	22	89	28	37	29	94	36	39	43	118
Write-Ins	0	3	3	6	2	2	3	7	1	1	3	5
Blanks	51	51	37	139	99	116	104	319	87	70	94	251

AT THE STATE PRIMARY HELD THEREIN, SEPTEMBER 17, 2002

DEMOCRATIC

Ward Four			Total	Ward Five			Total	Ward Six			Total	Ward Seven			Total	Total
1	2	3		1	2	3		1	2	3		1	2	3		
323	357	431	1111	566	507	643	1716	682	651	378	1711	586	538	551	1675	10509
243	267	306	816	386	353	421	1160	406	401	248	1055	385	391	395	1171	7113
23	31	36	90	67	45	57	169	80	59	33	172	63	35	47	145	933
24	25	29	78	39	33	39	111	36	36	23	95	33	33	31	97	682
2	1	1	4	1	1	4	6	0	1	1	2	5	0	1	6	36
31	33	59	123	73	75	122	270	160	154	73	387	100	79	77	256	1745

4806

RECORD OF THE VOTES CAST IN THE VARIOUS PRECINCTS OF THE CITY OF SOMERVILLE

REPUBLICAN

	Ward One			Total	Ward Two			Total	Ward Three			Total
	1	2	3		1	2	3		1	2	3	
<u>Total Number of Votes Cast</u>	33	36	36	105	32	39	51	122	52	59	55	166
<u>Senator in Congress</u>												
Write-Ins	7	3	4	14	1	9	6	16	6	5	3	14
Blanks	26	33	32	91	31	30	45	106	46	54	52	152
<u>Governor</u>												
Mitt Romney 171 Marsh St, Belmont	30	28	29	87	25	37	46	108	41	56	52	149
Write-Ins	0	1	1	2	4	0	0	4	2	0	0	2
Blanks	3	7	6	16	3	2	5	10	9	3	3	15
<u>Lieutenant Governor</u>												
Kerry Murphy Healey 10 Curtis Pt, Beverly	25	12	25	62	17	24	33	74	31	39	36	106
Jim Rappaport 48 Ayrshire Ln, Concord	5	22	11	38	12	14	17	43	18	19	18	55
Write-Ins	0	1	0	1	1	0	0	1	0	0	0	0
Blanks	3	1	0	4	2	1	1	4	3	1	1	5
<u>Attorney General</u>												
Write-Ins	6	3	3	12	1	4	4	9	3	1	2	6
Blanks	27	33	33	93	31	35	47	113	49	58	53	160
<u>Secretary of State</u>												
Jack E Robinson III 61 Arborway, Boston	18	16	16	50	17	25	28	70	20	27	27	74
Write-Ins	0	4	0	4	1	1	1	3	2	0	0	2
Blanks	15	16	20	51	14	13	22	49	30	32	28	90
<u>Treasurer</u>												
Daniel A Grabauskas 433 Linebrook Rd, Ipswich	10	15	15	40	16	16	23	55	16	20	23	59
Bruce A Herzfelder 133 Beach St, Cohasset	15	12	11	38	12	15	16	43	15	25	20	60
Write-Ins	0	2	0	2	0	0	0	0	0	0	0	0
Blanks	8	7	10	25	4	8	12	24	21	14	12	47
<u>Auditor</u>												
Write-Ins	5	1	2	8	0	3	2	5	4	0	2	6
Blanks	28	35	34	97	32	36	49	117	48	59	53	160
<u>Representative in Congress - Eighth District</u>												
Write-Ins	5	2	2	9	1	6	5	12	2	1	3	6
Blanks	28	34	34	96	31	33	46	110	50	58	52	160
<u>Councillor - Sixth District</u>												
Write-Ins	4	2	1	7	0	3	5	8	3	0	3	6
Blanks	29	34	35	98	32	36	46	114	49	59	52	160
<u>Essex District</u>												
<u>Senator in General Court- Middlesex, Suffolk &</u>												
Write-Ins	4			4	0			0				
Blanks	29			29	32			32				

RECORD OF THE VOTES CAST IN THE VARIOUS PRECINCTS OF THE CITY OF SOMERVILLE

Republican

	Ward One			Total	Ward Two			Total	Ward Three			Total
	1	2	3		1	2	3		1	2	3	
<u>Total Number of Votes Cast</u>	33	36	36	105	32	39	51	122	52	59	55	166
<u>Senator in General Court - Second Middlesex District</u>												
Write-Ins		2	2	4		2	2	4	3	1	3	7
Blanks		34	34	68		37	49	86	49	58	52	159
<u>Representative in General Court- 26th Middlesex District</u>												
Write-Ins	4	3	2	9	0	2		2				
Blanks	29	33	34	96	32	37		69				
<u>Representative in General Court- 27th Middlesex District</u>												
Write-Ins							2	2	3	0	4	7
Blanks							49	49	49	59	51	159
<u>Representative in General Court - 34th Middlesex District</u>												
Write-Ins												
Blanks												
<u>District Attorney- Northern District</u>												
Write-Ins	4	2	1	7	0	4	2	6	3	0	3	6
Blanks	29	34	35	98	32	35	49	116	49	59	52	160
<u>Register of Probate- Middlesex County</u>												
John W Lambert 28 Shrewsbury Green Dr, Shrewsbury	22	20	17	59	18	29	29	76	21	29	28	78
Write-Ins	0	1	1	2	0	0	0	0	0	0	0	0
Blanks	11	15	18	44	14	10	22	46	31	30	27	88

RECORD OF THE VOTES CAST IN THE VARIOUS PRECINCTS OF THE CITY OF SOMERVILLE

LIBERTARIAN

	Ward One			Total	Ward Two			Total	Ward Three			Total
	1	2	3		1	2	3		1	2	3	
<u>Total Number of Votes Cast</u>	0	2	2	4	1	0	3	4	0	0	3	3
<u>Senator in Congress</u>												
Michael E Cloud 6 Goodman Ln, Wayland	0	2	2	4	1	0	3	4	0	0	3	3
Write-Ins	0	0	0	0	0	0	0	0	0	0	0	0
Blanks	0	0	0	0	0	0	0	0	0	0	0	0
<u>Governor</u>												
Carla A Howell 6 Goodman Ln, Wayland	0	1	2	3	1	0	3	4	0	0	3	3
Write-Ins	0	0	0	0	0	0	0	0	0	0	0	0
Blanks	0	1	0	1	0	0	0	0	0	0	0	0
<u>Lieutenant Governor</u>												
Richard P Aucoin 32 Ash St, Waltham	0	1	2	3	0	0	3	3	0	0	3	3
Write-Ins	0	0	0	0	0	0	0	0	0	0	0	0
Blanks	0	1	0	1	1	0	0	1	0	0	0	0
<u>Attorney General</u>												
Write-Ins	0	0	1	1	0	0	0	0	0	0	0	0
Blanks	0	2	1	3	1	0	3	4	0	0	3	3
<u>Secretary of State</u>												
Write-Ins	0	0	1	1	0	0	0	0	0	0	0	0
Blanks	0	2	1	3	1	0	3	4	0	0	3	3
<u>Treasurer</u>												
Write-Ins	0	0	1	1	0	0	0	0	0	0	0	0
Blanks	0	2	1	3	1	0	3	4	0	0	3	3
<u>Auditor</u>												
Kamal Jain 26 Cedar Rd, Littleton	0	2	2	4	0	0	2	2	0	0	2	2
Write-Ins	0	0	0	0	0	0	0	0	0	0	0	0
Blanks	0	0	0	0	1	0	1	2	0	0	1	1
<u>Representative in Congress- Eighth District</u>												
Write-Ins	0	0	1	1	0	0	0	0	0	0	0	0
Blanks	0	2	1	3	1	0	3	4	0	0	3	3
<u>Councillor - Sixth District</u>												
Write-Ins	0	0	1	1	0	0	0	0	0	0	0	0
Blanks	0	2	1	3	1	0	3	4	0	0	3	3
<u>Essex District</u>												
<u>Senator in General Court - Middlesex, Suffolk &</u>												
Write-Ins	0			0	0			0				
Blanks	0			0	1			1				
<u>District</u>												
<u>Senator in General Court - Second Middlesex</u>												
Write-Ins		0	1	1		0	0	0	0	0	0	0
Blanks		2	1	3		0	3	3		0	0	3

AT THE STATE PRIMARY HELD THEREIN, SEPTEMBER 17, 2002

Libertarian

Ward Four				Total	Ward Five			Total	Ward Six			Total	Ward Seven			Total	Total	
1	2	3			1	2	3		1	2	3		1	2	3			
1	1	2	4		2	3	1	6	4	1	2	7	2	2	0	4		32
1	1	2	4		1	3	1	5	4	1	2	7	1	2	0	3		30
0	0	0	0		0	0	0	0	0	0	0	0	0	0	0	0		0
0	0	0	0		1	0	0	1	0	0	0	0	1	0	0	1		2
1	1	2	4		1	3	1	5	4	1	2	7	2	2	0	4		30
0	0	0	0		0	0	0	0	0	0	0	0	0	0	0	0		0
0	0	0	0		1	0	0	1	0	0	0	0	0	0	0	0		2
1	1	2	4		1	3	1	5	4	1	2	7	1	2	0	3		28
0	0	0	0		0	0	0	0	0	0	0	0	0	0	0	0		0
0	0	0	0		1	0	0	1	0	0	0	0	1	0	0	1		4
0	0	0	0		0	1	0	1	0	0	0	0	0	0	0	0		2
1	1	2	4		2	2	1	5	4	1	2	7	2	2	0	4		30
0	0	0	0		0	1	0	1	0	0	0	0	0	0	0	0		2
1	1	2	4		2	2	1	5	4	1	2	7	2	2	0	4		30
0	0	0	0		0	1	0	1	0	0	0	0	0	0	0	0		2
1	1	2	4		2	2	1	5	4	1	2	7	2	2	0	4		30
0	1	2	3		1	3	1	5	3	1	2	6	1	1	0	2		24
0	0	0	0		0	0	0	0	0	0	0	0	0	0	0	0		0
1	0	0	1		1	0	0	1	1	0	0	1	1	1	0	2		8
0	0	0	0		0	1	0	1	0	0	0	0	0	0	0	0		2
1	1	2	4		2	2	1	5	4	1	2	7	2	2	0	4		30
0	0	0	0		0	1	0	1	0	0	0	0	0	0	0	0		2
1	1	2	4		2	2	1	5	4	1	2	7	2	2	0	4		30
																		0
																		1
0	0	0	0		0	1	0	1	0	0	0	0	0	0	0	0		2
1	1	2	4		2	2	1	5	4	1	2	7	2	2	0	4		29

1834

RECORD OF THE VOTES CAST IN THE VARIOUS PRECINCTS OF THE CITY OF SOMERVILLE

Libertarian

	Ward One			Total	Ward Two			Total	Ward Three			Total
	1	2	3		1	2	3		1	2	3	
<u>Total Number of Votes Cast</u>	0	2	2	4	1	0	3	4	0	0	3	3
<u>Middlesex District Representative in General Court - Twenty-Sixth</u>												
Write-Ins	0	0	1	1	0	0	0	0				
Blanks	0	2	1	3	1	0	0	1				
<u>Middlesex District Representative in General Court-Twenty-Seventh</u>												
John Alan Roderick 32 Tower St. Somerville							2	2	0	0	2	2
Write-Ins							0	0	0	0	0	0
Blanks							1	1	0	0	1	1
<u>Middlesex District Representative in General Court- Thirty-Fourth</u>												
Write-Ins												
Blanks												
<u>District Attorney - Northern District</u>												
Write-Ins	0	0	1	1	0	0	0	0	0	0	0	0
Blanks	0	2	1	3	1	0	3	4	0	0	3	3
<u>Register of Probate - Middlesex County</u>												
Write-Ins	0	0	1	1	0	0	0	0	0	0	0	0
Blanks	0	2	1	3	1	0	3	4	0	0	3	3

AT THE STATE PRIMARY HELD THEREIN, SEPTEMBER 17, 2002

Libertarian

Ward Four			Total	Ward Five			Total	Ward Six			Total	Ward Seven			Total	Total
1	2	3		1	2	3		1	2	3		1	2	3		
1	1	2	4	2	3	1	6	4	1	2	7	2	2	0	4	32
																1
																4
		2	2	1	3	1	5	4	1	2	7					18
		0	0	0	0	0	0	0	0	0	0					0
		0	0	1	0	0	1	0	0	0	0					3
0	0		0									0	0	0	0	0
1	1		2									2	2	0	4	6
0	0	0	0	0	1	0	1	0	0	0	0	0	0	0	0	2
1	1	2	4	2	2	1	5	4	1	2	7	2	2	0	4	30
0	0	0	0	0	1	0	1	0	0	0	0	0	0	0	0	2
1	1	2	4	2	2	1	5	4	1	2	7	2	2	0	4	30

RECORD OF THE VOTES CAST IN THE VARIOUS PRECINCTS OF THE CITY OF SOMERVILLE

Massachusetts Green Party

	Ward One			Total	Ward Two			Total	Ward Three			Total
	1	2	3		1	2	3		1	2	3	
<u>Total Number of Votes Cast</u>	6	2	2	10	2	12	2	16	2	7	13	22
<u>Senator in Congress</u>												
Write-Ins	0	0	0	0	1	0	0	1	0	2	0	2
Blanks	6	2	2	10	1	12	2	15	2	5	13	20
<u>Governor</u>												
Jill E Stein 17 Trotting Horse Dr, Lexington	5	2	2	9	2	11	1	14	2	7	13	22
Write-Ins	0	0	0	0	0	0	0	0	0	0	0	0
Blanks	1	0	0	1	0	1	1	2	0	0	0	0
<u>Lieutenant Governor</u>												
Anthony F Lorenzen 123 Eleventh St, Leominster	5	2	2	9	2	11	1	14	2	7	13	22
Write-Ins	0	0	0	0	0	0	0	0	0	0	0	0
Blanks	1	0	0	1	0	1	1	2	0	0	0	0
<u>Attorney General</u>												
Write-Ins	0	0	0	0	0	0	0	0	0	1	0	1
Blanks	6	2	2	10	2	12	2	16	2	6	13	21
<u>Secretary of State</u>												
Write-Ins	0	0	0	0	0	0	0	0	0	1	1	2
Blanks	6	2	2	10	2	12	2	16	2	6	12	20
<u>Treasurer</u>												
James O'Keefe 25 Moore St, Somerville	6	2	2	10	2	11	0	13	2	7	13	22
Write-Ins	0	0	0	0	0	0	2	2	0	0	0	0
Blanks	0	0	0	0	0	1	0	1	0	0	0	0
<u>Auditor</u>												
Write-Ins	0	0	0	0	0	0	0	0	0	1	0	1
Blanks	6	2	2	10	2	12	2	16	2	6	13	21
<u>Representative in Congress- Eighth District</u>												
Write-Ins	0	0	0	0	0	0	0	0	0	2	0	2
Blanks	6	2	2	10	2	12	2	16	2	5	13	20
<u>Councillor - Sixth District</u>												
Write-Ins	0	0	0	0	0	0	0	0	0	1	1	2
Blanks	6	2	2	10	2	12	2	16	2	6	12	20
<u>Senator in General Court - Essex District Middlesex, Suffolk &</u>												
Write-Ins	0			0	0			0				
Blanks	6			6	2			2				
<u>Senator in General Court - Second Middlesex District</u>												
Write-Ins		0	0	0		0	0	0	0	1	0	1
Blanks		2	2	4		12	2	14	2	6	13	21

AT THE STATE PRIMARY HELD THEREIN, SEPTEMBER 17, 2002

Massachusetts Green Party

Ward Four			Total	Ward Five			Total	Ward Six			Total	Ward Seven			Total	Total
1	2	3		1	2	3		1	2	3		1	2	3		
0	1	2	3	0	1	5	6	4	10	7	21	6	5	2	13	91
0	1	0	1	0	0	0	0	2	1	0	3	0	0	0	0	7
0	0	2	2	0	1	5	6	2	9	7	18	6	5	2	13	84
0	1	2	3	0	1	5	6	4	10	7	21	6	5	2	13	88
0	0	0	0	0	0	0	0	0	0	0	0	0	0	0	0	0
0	0	0	0	0	0	0	0	0	0	0	0	0	0	0	0	3
0	1	2	3	0	1	5	6	4	10	6	20	6	5	2	13	87
0	0	0	0	0	0	0	0	0	0	0	0	0	0	0	0	0
0	0	0	0	0	0	0	0	0	0	1	1	0	0	0	0	4
0	0	0	0	0	0	0	0	0	0	7	7	0	0	0	0	8
0	1	2	3	0	1	5	6	4	10	0	14	6	5	2	13	83
0	0	0	0	0	0	0	0	0	0	0	0	6	0	0	6	8
0	1	2	3	0	1	5	6	4	10	7	21	0	5	2	7	83
0	1	2	3	0	1	5	6	4	10	7	21	6	5	1	12	87
0	0	0	0	0	0	0	0	0	0	0	0	0	0	0	0	2
0	0	0	0	0	0	0	0	0	0	0	0	0	0	1	1	2
0	0	0	0	0	0	0	0	0	0	0	0	0	0	0	0	1
0	1	2	3	0	1	5	6	4	10	7	21	6	5	2	13	90
0	0	0	0	0	0	0	0	1	0	0	1	0	0	0	0	3
0	1	2	3	0	1	5	6	3	10	7	20	6	5	2	13	88
0	0	0	0	0	0	0	0	0	0	0	0	0	0	0	0	2
0	1	2	3	0	1	5	6	4	10	7	21	6	5	2	13	89
																0
																8
0	0	0	0	0	0	0	0	0	0	0	0	0	0	0	0	1
0	1	2	3	0	1	5	6	4	10	7	21	6	5	2	13	82

RECORD OF THE VOTES CAST IN THE VARIOUS PRECINCTS OF THE CITY OF SOMERVILLE

Massachusetts Green Party

	Ward One			Total	Ward Two			Total	Ward Three			Total
	1	2	3		1	2	3		1	2	3	
<u>Total Number of Votes Cast</u>	6	2	2	10	2	12	2	16	2	7	13	22
<u>Representative in General Court- Twenty-Sixth</u> Middlesex District												
Paul Lachelier 10 Line St, Somerville	6	2	2	10	2	12		14				
Write-Ins	0	0	0	0	0	0		0				
Blanks	0	0	0	0	0	0		0				
<u>Representative in General Court- Twenty-Seventh</u> Middlesex District												
Write-Ins							1	1	0	1	0	1
Blanks							1	1	2	6	13	21
<u>Representative in General Court- Thirty-Fourth</u> Middlesex District												
Write-Ins												
Blanks												
<u>District Attorney - Northern District</u>												
Write-Ins	0	0	0	0	0	1	0	1	0	1	0	1
Blanks	6	2	2	10	2	11	2	15	2	6	13	21
<u>Register of Probate - Middlesex County</u>												
Write-Ins	0	0	0	0	0	0	0	0	0	1	0	1
Blanks	6	2	2	10	2	12	2	16	2	6	13	21

AT THE STATE PRIMARY HELD THEREIN, SEPTEMBER 17, 2002

Massachusetts Green Party

Ward Four			Total	Ward Five			Total	Ward Six			Total	Ward Seven			Total	Total
1	2	3		1	2	3		1	2	3		1	2	3		
0	1	2	3	0	1	5	6	4	10	7	21	6	5	2	13	91
																24
																0
																0
			0	0	1	0	1	0	0	0	0	0	0	0	0	3
			2	0	0	5	5	4	10	7	21					50
0	0		0									0	0	0	0	0
0	1		1									6	5	2	13	14
0	0	0	0	0	0	0	0	0	0	0	0	0	0	0	0	2
0	1	2	3	0	1	5	6	4	10	7	21	6	5	2	13	89
0	0	0	0	0	0	0	0	0	1	0	1	0	0	0	0	2
0	1	2	3	0	1	5	6	4	9	7	20	6	5	2	13	89

A TRUE COPY ATTEST:

Michael J. Buckley

CHAIRMAN

AT THE PRELIMINARY ELECTION HELD THEREIN, SEPTEMBER 23, 2003

Ward Four			Total	Ward Five			Total	Ward Six			Total	Ward Seven			Total	Total:		
1	2	3		1	2	3		1	2	3		1	2	3				
438	414	474	1326	590	571	577	1738	454	610	321	1385	535	511	532	1578			10,301
110	113	112	335	154	146	205	505	160	252	133	545	173	178	135	486			3,197
167	154	199	520	231	161	188	580	153	197	86	436	152	132	171	455			3,412
155	142	157	454	198	258	175	631	134	154	98	386	204	197	219	620			3,572
2	1	1	4	2	0	3	5	5	4	1	10	1	0	2	3			37
4	4	5	13	5	6	6	17	2	3	3	8	5	4	5	14			83
				86	129	67	282											282
				153	134	200	487											487
				301	270	279	850											850
				2	0	0	2											2
				48	38	31	117											117

A TRUE COPY ATTEST:

Michael P. Salerno

CHAIRMAN

488

RECORD OF ABSENT VOTERS (321)

TABULATED FROM THE TALLY SHEETS OF THE PRELIMINARY ELECTION HELD SEPTEMBER 23, 2003

Ward	Precinct	Ballots Mailed	Ballots Cast	Not Returned	REGISTERED VOTERS			Health Care Facility
					Defective	Returned Too Late	Voted In Person	
1	1	4	3			1	3	
1	2	15	13	2			5	
1	3	4	4					
2	1	7	5	2			3	
2	2	9	9				8	
2	3	6	5	1			4	
3	1	15	12	3			7	
3	2	14	11	2		1	4	16
3	3	8	8				5	46
4	1	5	5				3	
4	2	5	3	2			2	
4	3	8	8				6	
5	1	5	4	1			10	40
5	2	7	4	3			3	
5	3	6	5	1			7	
6	1	7	4	2		1	6	
6	2	4	2	1		1	3	
6	3	4	4				4	
7	1	3	2	1			4	
7	2	7	6	1				
7	3	10	9	1			6	
	TOTALS:	153	126	23		4	93	102

RECORD OF VOTES CAST IN THE VARIOUS PRECINCTS OF THE CITY OF SOMERVILLE

DEMOCRATIC

	Ward One			Total	Ward Two			Total	Ward Three			Total
	1	2	3		1	2	3		1	2	3	
<u>Total Number of Votes Cast</u>	244	364	292	900	382	485	458	1325	507	488	540	1535
<u>WARD COMMITTEE - WARD ONE (Continued)</u>												
Rosa M Benzan 49 Pennsylvania Ave	68	138	100	306								
Joseph G. Antonelli 132 Perkins St	77	154	112	343								
John D. Ciampa 70 Perkins St	81	146	116	343								
Andrew F. Upton 46 Mt Vernon St	67	127	98	292								
John Caruso 93 Flint St	74	153	122	349								
Frederick A Caruso 93 Flint St	75	148	119	342								
Elio LoRusso 11 George St	82	176	117	375								
Thomas A Peters 75 Myrtle St	72	132	98	302								
Nicholas S Stiles 10 MacArthur St	71	148	115	334								
Peter S Scieurca 70 Perkins St	66	129	98	293								
Esther Charlott Casey 75 Myrtle St	74	131	98	303								
Alison S Mitchell 46 Mt Vernon St	69	130	105	304								
Write-Ins: Dorothy M Cassesso 40 Wisconsin Ave	8	21	14	43								
Michael A. Cassesso 40 Wisconsin Ave	6	22	13	41								
Joan M Guarino 20 Lincoln St	6	15	12	33								
Marsha M. McGlashing 9 Franklin St	6	11	13	30								
Carolyn Beaty Scimeni 8 Otis St	6	7	16	29								
Hanoria Sullivan 8 Florence St	6	8	12	26								
(Not Elected) Ellin Reioner 51 Mt Vernon St	6	9	6	21								
(Not Elected) Alberta G. Maged 39 Michigan Ave	2	7	0	9								
Write-Ins: All Others	0	0	1	1								
Blanks	4491	6100	4955	15,546								
<u>WARD COMMITTEE - WARD TWO</u>												
M. Teresa Cardoso 9 Adrian St					151	260	197	608				
Maryann M. Heuston 115 Beacon St					182	253	224	659				
Patricia D. Jehlen 67 Dane St					140	235	269	644				
Paula Stuart 70 Summer St					122	192	188	502				
Natalie I Vieira 14 Bolton St					120	201	163	484				
Richard A. Willette 115 Beacon St					90	171	148	409				
Jennifer Lee Cardoso 9 Adrian St					117	210	171	498				
Francis P. Bakey 64 Marion St					122	232	189	543				
Kristin M. Blum 48 Springfield St					98	174	154	426				
Jeffrey R. Levine 48 Springfield St					98	175	157	430				
Kenneth Joyce 12 Parker St					118	220	171	509				
David C. Spinney 14 Marion St					89	171	154	414				
Kristine Vallery 83 Concord Ave					99	178	154	431				

RECORD OF VOTES CAST IN THE VARIOUS PRECINCTS OF THE CITY OF SOMERVILLE

DEMOCRATIC

	Ward One			Total Ward Two			Total Ward Three			Total		
	1	2	3	1	2	3	1	2	3			
Total Number of Votes Cast	244	364	292	900	382	485	458	1325	507	488	540	1535
WARD COMMITTEE - WARD TWO (Continued)												
Edward Marakovitz 6 Oak St					94	162	151	407				
Dorinda Jaquith 6 Oak St					94	168	154	416				
Lawrence J. Murphy 27 Parkdale St					102	192	153	449				
Elaine E. Mathews 51 Dane St					95	169	168	432				
Larry L. Dyer 20 Kingman Rd					101	172	145	418				
Kevin G. Flaherty 44 Skehan St					98	171	155	424				
Write-Ins: Bettina Brooke Fest 30 Oak St					3	5	13	21				
Mary Gil 4 Milk Place					10	7	0	17				
Stephen Hardy 10 Linden St					8	7	0	15				
William A Medeiros 36 Linden St					5	7	0	12				
28 Calvin St								8				
Lauren Catherine Pouchak					1	2	5	8				
Write-Ins: All others					3	40	12	73				
Blanks						13201		37144				
					11208		12735					
WARD COMMITTEE - WARD THREE												
Thomas F. Taylor 32 Vinal Ave									276	255	266	797
Roberta Bauer 58 Berkeley St									190	221	208	619
Dorothy A Kelly Gay 1 Avon St									253	271	284	808
Joseph A (Joe) Curtatone 20 Prospect Hill Ave									269	251	258	778
Michael R. Grunko 51 Berkeley St									167	183	175	525
Linda G. Vitiello 24 Spring St									183	195	224	602
Bruce M. Desmond 220 A Sumner St									201	222	252	675
Paula W. Mackey 12 Benton Rd									178	196	223	597
Joseph K. Mackey 12 Benton Rd									182	199	225	606
Celia L. Taylor 32 Vinal Ave									211	202	202	615
Lawrence Paoletta 42 Oxford St									165	188	180	533
Karen I Mancini 11 Vinal Ave									196	180	196	572
Bertram A. Gay 1 Avon St									175	197	199	571
Jane Fair Bestor 28 Tower St									158	174	182	514
Joseph C. Beckmann 22 Stone Ave									161	174	174	509
Erica D. Schwarz 23 Prescott St									171	179	182	532
Paul M. Kelley 3 Westwood Rd									157	180	201	538
Jean L. Vallon 41 A Boston St									167	174	175	516
Brian Ten Siethoff 3 Oak Ter									150	167	172	489
Josephine Dow-Novaes 59 Vinal Ave									165	172	173	510
Richard M. W. Bauer 58 Berkeley St									166	194	190	550
Michele A. Taylor 30 Vinal Ave									220	198	193	611

IN THE PRESIDENTIAL PRIMARY HELD THEREIN, MARCH 2, 2004

DEMOCRATIC

Ward Four			Total	Ward Five			Total	Ward Six			Total	Ward Seven			Total	TOTAL:		
1	2	3		1	2	3		1	2	3		1	2	3				
280	312	327	919	543	495	654	1692	651	637	354	1642	592	516	495	1603			9616
								260	241	142	643							643
								215	205	122	542							542
								296	232	120	648							648
								205	195	97	497							497
								242	231	117	590							590
								237	236	116	589							589
								220	224	114	558							558
								221	206	106	533							533
								227	216	111	554							554
								240	213	111	564							564
								236	214	113	563							563
								10	11	5	26							26
								4	4	1	9							9
								14941	14812	8413	38166							38166
												79	48	60	187			187
												84	62	60	206			206
												87	47	61	195			195
												78	61	56	195			195
												76	36	49	161			161
												94	42	64	200			200
												81	41	57	179			179
												88	49	76	213			213
												67	53	49	169			169
												80	48	63	191			191
												104	109	174	387			387
												104	89	157	350			350
												113	82	156	351			351
												101	65	128	294			294
												82	49	106	237			237
												86	48	104	238			238
												115	81	150	346			346
												84	74	127	285			285
												98	64	121	283			283
												62	57	127	246			246

AT THE PRESIDENTIAL PRIMARY HELD THEREIN, MARCH 2, 2004

REPUBLICAN

Ward Four			Total	Ward Five			Total	Ward Six			Total	Ward Seven			Total	TOTAL:				
1	2	3		1	2	3		1	2	3		1	2	3						
9	13	22	44	17	15	15	47	13	20	9	42	10	13	22	45					293
								1	1	35	37									37
								454	699	280	1433									1433
												0	0	10	10					10
												100	130	210	440					440

AT THE PRESIDENTIAL PRIMARY HELD THEREIN, MARCH 2, 2004

LIBERTARIAN

Ward Four			Total	Ward Five			Total	Ward Six			Total	Ward Seven			Total	TOTAL:		
1	2	3		1	2	3		1	2	3		1	2	3				
0	1	2	3	2	1	1	4	1	1	1	3	2	1	0	3			25
				0	0	0	0											0
				6	3	3	12											12
								0	0	0	0							0
								3	3	3	9							9
												0	0	0	0			0
												6	3	0	9			9

AT THE PRESIDENTIAL PRIMARY HELD THEREIN, MARCH 2, 2004

GREEN-RAINBOW

Ward Four			Total	Ward Five			Total	Ward Six			Total	Ward Seven			Total	TOTAL:									
1	2	3		1	2	3		1	2	3		1	2	3											
0	1	2	3	2	3	2	7	4	12	1	17	5	3	2	10										
				2			2																		
				20	28	20	68																		
									1		1														
								40	119	10	169														
												5	2	2	9										
												4	3	2	9										
												3	2	2	7										
												38	23	14	75										

A TRUE COPY ATTEST:

Michael P. Salzano

CHAIRMAN

5036

D=Democrat
 R=Republican
 L=Libertarian
 J=Green-Rainbow

RECORD OF ABSENT VOTERS (254)

TABULATED FROM THE TALLY SHEETS OF THE PRESIDENTIAL PRIMARY HELD MARCH 2, 2004

REGISTERED VOTERS

Wd	Pct	Ballots Mailed				Ballots Cast				Defective				Ballots Not Returned				Returned Too Late				Voted In Person				Health Facility							
		D	R	L	J	D	R	L	J	D	R	L	J	D	R	L	J	D	R	L	J	D	R	L	J	D	R	L	J				
1	1	7				7																											
1	2	5				4							1																				
1	3	2	1			2										1																	
2	1	7				6							1								2												
2	2	8				7							1								1												
2	3	7				7															1												
3	1	10				10															1												
3	2	10				9							1								7	2				10	1						
3	3	9	2	1		7	2					1		2							4					30	4						
4	1	4	1			4										1																	
4	2	4				4															3												
4	3	7				7															1												
5	1	2	1			1	1						1								2					24	6						
5	2	6				4							1			1					2												
5	3	9				8										1					6												
6	1	12	1			10	1				1		1								4												
6	2	9	1			3	1						6								4												
6	3	4	1			1	1						3								2												
7	1	7				6							1																				
7	2	10	1			10	1														2												
7	3	5	1		1	5	1								1						5												
		144	10	1	1	122	8				1		1		19			1	2	2	47	2				64	11						

RECORD OF ABSENT VOTERS (7)

TABULATED FROM THE TALLY SHEETS OF THE PRESIDENTIAL PRIMARY HELD MARCH 2, 2004

Wd	Pct	NON-REGISTERED VOTERS																							
		Ballots Mailed				Ballots Cast				Ballots Not Returned				Ballots Too Late				Ballots Defective							
		D	R	L	J	D	R	L	J	D	R	L	J	D	R	L	J	D	R	L	J				
1	1	1				1																			
1	2																								
1	3																								
2	1																								
2	2																								
2	3																								
3	1	1				1																			
3	2	1	1			1					1														
3	3	1									1														
4	1																								
4	2																								
4	3																								
5	1																								
5	2	2				1					1														
5	3																								
6	1	3													3										
6	2	1									1														
6	3	3				3																			
7	1																								
7	2																								
7	3																								
Totals:		13	1			7					3	1			3										

5046

RECORD OF THE VOTES CAST IN THE VARIOUS PRECINCTS OF THE CITY OF SOMERVILLE

DEMOCRATIC

	Ward One			Total Ward Two			Total Ward Three			Total		
	1	2	3	1	2	3	1	2	3			
<u>Total Number of Votes Cast</u>	377	546	388	1311	473	546	154	1173	196	190	194	580
<u>REPRESENTATIVE IN CONGRESS Eighth District</u>												
Michael E. Capuano 172 Central St., Somerville	313	456	327	1096	371	450	139	960	173	169	175	517
Write-Ins	4	4	5	13	5	8	3	16	3	3	3	9
Blanks	60	86	56	202	97	88	12	197	20	18	16	54
<u>COUNCILLOR Sixth District</u>												
Michael J. Callahan 500 Salem St., Medford	262	383	281	926	312	389	120	821	139	145	139	423
Write-Ins	3	5	1	9	4	4	2	10	3	4	2	9
Blanks	112	158	106	376	157	153	32	342	54	41	53	148
<u>SENATOR IN GENERAL COURT & Essex District Middlesex, Suffolk,</u>												
Jarrett Barrios 388 Norfolk St., Cambridge	285			285	354			354				
Write-Ins	6			6	3			3				
Blanks	86			86	116			116				
<u>SENATOR IN GENERAL COURT District Second Middlesex Winchester</u>												
Charles E. Shannon, Jr. 17 Robinson Pk,		417	300	717		404	127	531	152	150	154	456
Write-Ins		4	2	6		2	2	4	5	4	3	12
Blanks		125	86	211		140	25	165	39	36	37	112
<u>REPRESENTATIVE IN GENERAL COURT District 26th M'sex</u>												
Timothy J. Toomey, Jr 88 6th St., Cambridge	197	263	208	668	173	192		365				
Avi E. Green 356 Windsor St., Cambridge	176	273	172	621	295	350		645				
Write-Ins												
Blanks	4	10	8	22	5	4		9				
<u>REPRESENTATIVE IN GENERAL COURT District 27th M'sex</u>												
Patricia D. Jehlen 67 Dane St., Somerville							128	128	145	154	139	438
Write-Ins							5	5	10	4	5	19
Blanks							21	21	41	32	50	123
<u>REPRESENTATIVE IN GENERAL COURT District 34th M'sex</u>												
Vincent Paul Ciampa 64 Ossipee Rd., Somerville												
Carl M. Sciortino, Jr. 66 Cameron Ave., Somerville												
Write-Ins												
Blanks												
<u>SHERIFF Middlesex County</u>												
James V. DiPaola 27 Pagum St., Malden	236	354	273	863	277	316	94	687	122	117	112	351
Robert A. DeMoura 114 Graniteville Rd., Chelmsford	37	79	29	145	43	56	21	120	24	21	24	69
Brian M. Gillis 1215 Pawtucket Blvd., Lowell	35	44	28	107	46	45	16	107	28	25	25	78
Write-Ins	0	4	5	9	2	0	3	5	2	3	1	6
Blanks	69	65	53	187	105	129	20	254	20	24	32	76

504R

AT THE STATE PRIMARY HELD THEREIN, SEPTEMBER 14, 2004

DEMOCRATIC

Ward Four			Total	Ward Five			Total	Ward Six			Total	Ward Seven			Total	TOTAL:											
1	2	3		1	2	3		1	2	3		1	2	3													
339	364	170	873	205	198	219	622	191	208	127	526	658	537	561	1756											6841	
293	319	150	762	185	171	195	551	170	184	115	469	559	471	472	1502											5857	
2	8	1	11	3	4	4	11	7	2	2	11	6	7	3	16											87	
44	37	19	100	17	23	20	60	14	22	10	46	93	59	86	238											897	
239	262	134	635	145	142	148	435	127	149	79	355	462	393	394	1249											4844	
3	5	1	9	4	2	5	11	7	1	0	8	4	4	3	11											67	
97	97	35	229	56	54	66	176	57	58	48	163	192	140	164	496											1930	
																										639	
																										9	
																										202	
249	278	137	664	157	151	180	488	149	162	96	407	491	435	428	1354											4617	
3	5	4	12	3	4	4	11	6	1	2	9	3	7	3	13											67	
87	81	29	197	45	43	35	123	36	45	29	110	164	95	130	389											1307	
																										1033	
																										1266	
																										0	
																										31	
			129	129	152	150	166	468	160	178	95	433														1596	
			3	3	3	6	12	21	8	3	1	12														60	
			38	38	50	42	41	133	23	27	31	81														396	
184	166		350										224	228	239	691											1041
146	190		336										423	297	315	1035											1371
			2													2											4
9	6		15										11	10	7	28											43
219	239	125	583	151	146	135	432	109	122	84	315	378	341	370	1089											4320	
32	35	9	76	12	13	33	58	25	20	9	54	51	49	42	142											664	
38	38	20	96	17	16	26	59	22	22	8	52	67	46	50	163											662	
4	1	4	9	0	0	1	1	2	1	0	3	9	1	0	10											43	
46	51	12	109	25	23	24	72	33	43	26	102	153	100	99	352											1152	

7054

RECORD OF VOTES CAST IN THE VARIOUS PRECINCTS OF THE CITY OF SOMERVILLE

REPUBLICAN

	Ward One			Total	Ward Two			Total	Ward Three			Total
	1	2	3		1	2	3		1	2	3	
<u>Total Number of Votes Cast</u>	11	26	21	58	11	14	21	46	11	12	17	40
<u>REPRESENTATIVE IN CONGRESS - Eighth District</u>												
Write-Ins	6	8	7	21	5	8	3	16	6	3	5	14
Blanks	5	18	14	37	6	6	18	30	5	9	12	26
<u>COUNCILLOR - Sixth District</u>												
Write-Ins	6	7	2	15	5	5	3	13	5	3	4	12
Blanks	5	19	19	43	6	9	18	33	6	9	13	28
<u>SENATOR IN GENERAL COURT - Essex District Middlesex, Suffolk, & District</u>												
Write-Ins	6			6	5			5				
Blanks	5			5	6			6				
<u>SENATOR IN GENERAL COURT - Second Middlesex District</u>												
Write-Ins		7	2	9		6	3	9	5	3	5	13
Blanks		19	19	38		8	18	26	6	9	12	27
<u>REPRESENTATIVE IN GENERAL COURT 26th M'sex District</u>												
David R. Slavitt 35 West St., Cambridge	8	18	10	36	5	11		16				
Write-Ins	0	1	1	2	1	0		1				
Blanks	3	7	10	20	5	3		8				
<u>REPRESENTATIVE IN GENERAL COURT 27th M'sex District</u>												
Dane E. Baird, Jr 9 Cedar St., Somerville							20	20	10	9	16	35
Write-Ins							0	0	0	1	0	1
Blanks							1	1	1	2	1	4
<u>REPRESENTATIVE IN GENERAL COURT 34TH M'sex District</u>												
Write-Ins												
Blanks												
<u>SHERIFF Middlesex County</u>												
Write-Ins	6	10	4	20	5	5	3	13	7	6	7	20
Blanks	5	16	17	38	6	9	18	33	4	6	10	20

505R

IN THE STATE PRIMARY HELD THEREIN, SEPTEMBER 14, 2004

REPUBLICAN

Ward Four			Total Ward Five			Total Ward Six			Total Ward Seven			Total			Total:				
1	2	3	1	2	3	1	2	3	1	2	3	1	2	3					
13	10	17	40	15	7	6	28	10	22	11	43	11	16	20	47			302	
7	2	4	13	5	1	2	8	2	3	1	6	7	9	10	26			104	
6	8	13	27	10	6	4	20	8	19	10	37	4	7	10	21			198	
6	2	3	11	2	1	1	4	2	0	0	2	5	7	9	21			78	
7	8	14	29	13	6	5	24	8	22	11	41	6	9	11	26			224	
																		11	
																		11	
7	3	4	14	2	1	1	4	2	1	1	4	6	8	10	24			77	
6	7	13	26	13	6	5	24	8	21	10	39	5	8	10	23			203	
																		52	
																		3	
																		28	
			15	14	7	6	27	9	15	8	32							129	
			0	0	0	0	0	0	1	0	1							2	
			2	2	1	0	0	1	1	6	3	10							18
7	2		9									6	7	10	23			32	
6	8		14									5	9	10	24			38	
6	2	4	12	4	1	0	5	2	0	1	3	5	10	10	25			98	
7	8	13	28	11	6	6	23	8	22	10	40	6	6	10	22			204	

5064

RECORD OF THE VOTES CAST IN THE VARIOUS PRECINCTS OF THE CITY OF SOMERVILLE

LIBERTARIAN

	Ward One			Total Ward Two			Total Ward Three			Total		
	1	2	3	1	2	3	1	2	3			
<u>Total Number of Votes Cast</u>	1	1	0	2	1	1	0	2	0	1	3	4
<u>REPRESENTATIVE IN CONGRESS - Eighth District</u>												
Write-Ins		1		1		1		1		1		1
Blanks	1			1		1					3	3
<u>COUNCILLOR - Sixth District</u>												
Write-Ins		1		1					1			1
Blanks	1			1	1	1		2			3	3
<u>SENATOR IN GENERAL COURT - Essex District Middlesex, Suffolk, &</u>												
Write-Ins												
Blanks	1			1	1			1				
<u>SENATOR IN GENERAL COURT - District Second Middlesex</u>												
Write-Ins		1		1					1			1
Blanks						1		1			3	3
<u>REPRESENTATIVE IN GENERAL COURT - District Middlesex</u>												
Write-Ins		1		1	1			1				
Blanks	1			1		1		1				
<u>REPRESENTATIVE IN GENERAL COURT - District Middlesex</u>												
Write-Ins									1	1		2
Blanks										2		2
<u>REPRESENTATIVE IN GENERAL COURT - District Middlesex</u>												
Write-Ins												
Blanks												
<u>SHERIFF Middlesex County</u>												
Write-Ins		1		1					1			1
Blanks	1			1	1	1		2			3	3

AT THE STATE PRIMARY HELD THEREIN, SEPTEMBER 14, 2004

LIBERTARIAN

Ward Four			Total	Ward Five			Total	Ward Six			Total	Ward Seven			Total	Total
1	2	3		1	2	3		1	2	3		1	2	3		
			4	0	0	0	0	0	1	0	1	0	2	0	2	15
			4					1		1		2		2	3	
2	2								1		1		2		12	
			4							1		2		2	2	
2	2							1		1		2		2	13	
															0	
															2	
															2	
2	2		4					1		1		2		2	11	
															2	
															2	
										1		1			2	
															3	
															0	
2	2		4									2		2	6	
															2	
2	2		4					1		1		2		2	13	

507L

RECORD OF THE VOTES CAST IN THE VARIOUS PRECINCTS OF THE CITY OF SOMERVILLE

GREEN-RAINBOW

	Ward One			Total	Ward Two			Total	Ward Three			Total
	1	2	3		1	2	3		1	2	3	
<u>Total Number of Votes Cast</u>	2	0	0	2	3	4	3	10	0	0	1	1
<u>REPRESENTATIVE IN CONGRESS</u> Eighth District												
Write-Ins	2			2	2	3		5				
Blanks					1	1	3	5			1	1
<u>COUNCILLOR</u> - Sixth District												
Write-Ins	2			2			1	1				
Blanks					3	4	2	9			1	1
<u>SENATOR IN GENERAL COURT</u> Essex District Middlesex, Suffolk, &												
Write-Ins	2			2	1			1				
Blanks					2			2				
<u>SENATOR IN GENERAL COURT</u> - Second District Middlesex												
Write-Ins							1	1				
Blanks						4	2	6			1	1
<u>REPRESENTATIVE IN GENERAL COURT</u> District - 26th M'sex												
Write-Ins	2			2	1			1				
Blanks					3	4		7				
<u>REPRESENTATIVE IN GENERAL COURT</u> District 27th M'sex												
Write-Ins							1	1				
Blanks							2	2			1	1
<u>REPRESENTATIVE IN GENERAL COURT</u> District 34th M'sex												
Write-Ins												
Blanks												
<u>SHERIFF</u> Middlesex County												
Write-Ins	2			2		1	1	2				
Blanks					3	3	2	8			1	1

AT THE STATE PRIMARY HELD THEREIN, SEPTEMBER 14, 2004

GREEN-RAINBOW

Ward Four			Total	Ward Five			Total	Ward Six			Total	Ward Seven			Total	Total
1	2	3		1	2	3		1	2	3		1	2	3		
0	1	0	1	0	0	0	0	1	2	2	5	3	4	2	9	28
									1	1	2				2	11
	1		1					1	1	1	3	1	4	2	7	17
												1			1	5
	1		1					1	1	2	4	2	4	2	8	23
																3
																2
												1			1	3
	1		1					1	2	3	3	2	1	4	7	20
																2
																7
								1	1		2				2	3
								0	1	2	3					6
													1	1	2	2
	1		1									2	4	1	7	2
																8
								1	1		2	1			1	7
	1		1					1	2	3	3	2	4	2	8	21

A TRUE COPY ATTEST:

Nicholas P. Salerni

CHAIRMAN

508L

D=Democrat
 R=Republican
 L=Libertarian
 J=Green-Rainbow

RECORD OF ABSENT VOTERS (307)

TABULATED FROM THE TALLY SHEETS OF THE STATE PRIMARY HELD SEPTEMBER 14, 2004

REGISTERED VOTERS

Wd	Pct	Ballots Mailed				Ballots Cast				Not Returned				Defective				Returned Too Late				Voted In Person				Health Care Facility			
		D	R	L	J	D	R	L	J	D	R	L	J	D	R	L	J	D	R	L	J	D	R	L	J	D	R	L	J
1	1	11				6				4				1								2							
1	2	22	2	1		19	1	1		3				1								2							
1	3	16	2			8	1			8				1								3							
2	1	15				7				8												6							
2	2	14				11				2				1								2							
2	3	7				6				1												3							
3	1	8				6				2												2							
3	2	8	1			2				6				1								4				18	1		
3	3	9	2			6	2			3												2				39	5		
4	1	4	2			4	2																						
4	2	9				9																3							
4	3	13	1			9	1			4												2							
5	1	8	1			4				4				1								4				17	6		
5	2	1				1																2							
5	3	5				4				1												7							
6	1	15	3	1		9	1			6	1		1	1								2							
6	2	6	1			2	1			4												4							
6	3	3	2			1	1			2	1											3							
7	1	24				18				4				2								4							
7	2	15				10				3				2															
7	3	9		1		6				3			1									5							
Totals:		222	17	1	2	148	10	1		68	2		2	6	5							62				74	12		

5092

RECORD OF THE VOTES CAST IN THE VARIOUS PRECINCTS OF THE CITY OF SOMERVILLE

DEMOCRATIC

	Ward One			Total	Ward Two			Total	Ward Three			Total
	1	2	3		1	2	3		1	2	3	
<u>Total Number of Votes Cast</u>		363	272	635		306	373	679	538	479	465	1482
<u>SENATOR IN GENERAL COURT</u> District Second Middlesex												
Michael J. Callahan 500 Salem St., Medford	46	28		74	18	23		41	31	35	30	96
Paul C. Casey 48 Wedgemere Ave., Winchester	17	13		30	11	11		22	9	12	15	36
Patricia D. Jehlen 67 Dane St., Somerville	106	81		187	162	244		406	292	257	213	762
Joseph K. Mackey 12 Benton Rd., Somerville	189	150		339	115	89		204	206	169	201	576
Write-Ins		2	0	2		0	3	3	0	2	1	3
Blanks		3	0	3		0	3	3	0	4	5	9

AT THE SPECIAL STATE PRIMARY HELD THEREIN, AUGUST 30, 2005

DEMOCRATIC

Ward Four			Total	Ward Five			Total	Ward Six			Total	Ward Seven			Total	Total
1	2	3		1	2	3		1	2	3		1	2	3		
298	300	354	952	504	474	571	1549	546	579	364	1489	739	411	451	1401	8187
30	25	36	91	48	52	30	130	15	20	18	53	30	24	31	85	570
16	11	12	39	13	16	11	40	10	13	10	33	34	15	29	78	278
75	110	162	347	240	229	363	832	393	373	203	969	316	191	181	688	4191
177	154	144	475	203	174	163	540	127	171	133	431	159	179	208	546	3111
0	0	0	0	0	3	0	3	1	1	0	2	0	0	2	2	15
0	0	0	0	0	0	4	4	0	1	0	1	0	2	0	2	22

AT THE SPECIAL STATE PRIMARY HELD THEREIN, AUGUST 30, 2005

REPUBLICAN

Ward Four			Total	Ward Five			Total	Ward Six			Total	Ward Seven			Total	Total
1	2	3		1	2	3		1	2	3		1	2	3		
13	6	12	31	17	13	8	38	5	14	8	27	9	11	9	29	193
12	4	12	28	16	12	6	34	3	9	5	17	7	9	6	22	158
1	1	0	2	1	0	2	3	1	2	3	6	2	2	2	6	26
0	1	0	1	0	1	0	1	1	3	0	4	0	0	1	1	9

A TRUE COPY ATTEST:

Nicholas P. Salemi

CHAIRMAN

5116

RECORD OF ABSENT VOTERS (509)

TABULATED FROM THE TALLY SHEETS OF THE SPECIAL STATE PRIMARY HELD AUGUST 30, 2005

REGISTERED VOTERS

Ward	Prec	Ballots Mailed		Ballots Cast		Not Returned		Defective		Returned Too Late		Voted In Person		Health Care Facility			
		D	R	D	R	D	R	D	R	D	R	D	R	D	R		
1	1																
1	2	22		18		2		2				4					
1	3	4	1	3			1	1				6					
2	1																
2	2	9		5		2				2		3					
2	3	11		7				3		1		16	1				
3	1	33		27		5				1		17					
3	2	18	2	8		7	1	1	1	2		12		18			
3	3	16	1	14	1	1				1		16		29	3		
4	1	4	2	3	2	1						5					
4	2	6		2		3				1		4					
4	3	17		17								8					
5	1	13		12						1		21		13	4		
5	2	16	1	9		3			1	4		10					
5	3	16		15		1						22					
6	1	35	1	24	1	9				2		17					
6	2	25		18		1		3		3		20					
6	3	13		10		3						4					
7	1	13		11		2						12					
7	2	19		12		5				2		2					
7	3	13		10		2				1		13					
TOTALS:		303	8	225	4	47	2	10	2	21	0	212	1	60	7		

5/22

RECORD OF THE VOTES CAST IN THE VARIOUS PRECINCTS OF THE CITY OF SOMERVILLE

	Ward One			Total Ward Two			Total	Ward Three			Total
	1	2	3	1	2	3		1	2	3	
<u>Total Number of Votes Cast</u>								367	303	318	988
<u>ALDERMAN - WARD THREE</u>											
Lawrence Paoiella 42 Oxford Street								99	79	86	264
Thomas F. Taylor 32 Vinal Avenue								234	172	138	544
John Alan Roderick 32 Tower Street								34	47	93	174
Write-Ins								0	2	0	2
Blanks								0	3	1	4

AT THE PRELIMINARY ELECTION HELD THEREIN, SEPTEMBER 13, 2005

Ward Four			Total Ward Five			Total Ward Six			Total Ward Seven			Total
1	2	3	1	2	3	1	2	3	1	2	3	
												988
												264
												544
												174
												2
												4

A TRUE COPY ATTEST:

Nicholas P. Salvino

CHAIRMAN

5134

RECORD OF ABSENT VOTERS (95)

TABULATED FROM THE TALLY SHEETS OF THE PRELIMINARY ELECTION HELD SEPTEMBER 13, 2005

Ward	Precinct	REGISTERED VOTERS							
		Ballots Mailed	Ballots Cast	Not Returned	Defective	Returned Too Late	Voted In Person	Health Care Facility	
3	1	16	10	5		1	6		
3	2	13	11	2			3	18	
3	3	15	11	3	1		8	28	
TOTALS:		44	32	10	1	1	17	46	

The image shows a sheet of graph paper with a header section at the top. The header section is a horizontal strip, approximately 10% of the page's height, containing the handwritten text '5BR' in the top right corner. Below the header is a large grid of small squares, typical of graph paper. The grid is bounded by a double-line horizontal line at the top and a double-line vertical line on the right. On the left side, there are two pairs of circular punch holes, one pair near the top and one pair near the bottom. On the right side, there is a single circular punch hole near the top and another near the bottom. The grid lines are thin and light gray, while the header and boundary lines are slightly thicker and darker.

514L

RECORD OF THE VOTES CAST IN THE VARIOUS PRECINCTS OF THE CITY OF SOMERVILLE

DEMOCRATIC

	Ward One			Total	Ward Two			Total	Ward Three			Total
	1	2	3		1	2	3		1	2	3	
Total Number of Votes Cast							211	211	374	368	346	1088
REPRESENTATIVE IN GENERAL COURT 27th M'sex												
Elizabeth J Moroney 168 Albion St, Somerville							62	62	155	132	147	434
Denise Provost 20 Albion St, Somerville							147	147	219	231	197	647
Write-Ins							2	2	0	5	1	6
Blanks							0	0	0	0	1	1

AT THE SPECIAL STATE PRIMARY HELD THEREIN, JANUARY 10, 2006

DEMOCRATIC

Ward Four			Total Ward Five			Total Ward Six			Total Ward Seven			Total
1	2	3	1	2	3	1	2	3	1	2	3	
		245	245			1168			1050			3762
	245		404	338	426		381	420	249			
		125	125	159	141	151	451	112	125	85	322	1394
	120		120	241	195	269	705	267	293	164	724	2343
	0	0	0	3	1	6	10	1	2	0	3	21
	0	0	0	1	1	0	2	1	0	0	1	4

3154

RECORD OF THE VOTES CAST IN THE VARIOUS PRECINCTS OF THE CITY OF SOMERVILLE

REPUBLICAN

	Ward One			Total Ward Two			Total	Ward Three			Total
	1	2	3	1	2	3		1	2	3	
Total Number of Votes Cast						6	6	9	7	10	26
<u>REPRESENTATIVE IN GENERAL COURT - 27th M^{sex} Dist</u>											
Write-Ins						6	6	8	7	7	22
Blanks						0	0	1	0	3	4

AT THE SPECIAL STATE PRIMARY, HELD THEREIN, JANUARY 10, 2006

REPUBLICAN

Ward Four			Total Ward Five			Total Ward Six			Total Ward Seven			Total
1	2	3	1	2	3	1	2	3	1	2	3	
			10			21			28			
		10	10	10	1	8	10	10				91
		10	10	10	1	7	10	9	26			85
		0	0	0	0	1	0	1	2			6

A TRUE COPY ATTEST:

Michael P. Saleen

CHAIRMAN

5/64

RECORD OF ABSENT VOTERS (140)

TABULATED FROM THE TALLY SHEETS OF THE SPECIAL STATE PRIMARY HELD JANUARY 10, 2006

		REGISTERED VOTERS													
Ward	Precinct	Ballots Mailed		Ballots Cast		Not Returned		Defective		Returned Too Late		Voted In Person		Health Care Facility	
		D	R	D	R	D	R	D	R	D	R	D	R	D	R
1	1														
1	2														
1	3														
2	1														
2	2														
2	3		3		3							3			
3	1		13		11		1				1	4			
3	2		2	1	2			1				3		17	1
3	3		4	1	3	1					1	3		15	
4	1														
4	2														
4	3		3		2		1					2			
5	1		6		5		1					8		13	3
5	2		2		1		1					4			
5	3		13		10		2				1	6			
6	1		6	1	4	1	1		1			4			
6	2		14		9		5					2			
6	3		1				1								
7	1														
7	2														
7	3														
TOTAL:		67	3	50	2	13	1		1		3	39		45	4

The image shows a sheet of graph paper with a grid pattern. The grid consists of 20 columns and 30 rows of small squares. There are four circular binder holes punched along the left edge of the paper, located at approximately the 1st, 5th, 25th, and 29th rows from the top. The paper is otherwise blank, with no text or markings other than the grid lines and the handwritten page number '516R' in the top right corner.

519L

RECORD OF THE VOTES CAST IN THE VARIOUS PRECINCTS OF THE CITY OF SOMERVILLE

DEMOCRATIC

	Ward One			Total Ward Two			Total Ward Three			Total		
	1	2	3	1	2	3	1	2	3			
<u>Total Number of Votes Cast</u>	300	457	341	1098	458	466	541	1465	652	643	657	1952
<u>Senator In Congress</u>												
Edward M Kennedy 50 Marchant Ave, Barnstable	251	375	286	912	394	408	461	1263	546	542	526	1614
Write-Ins	4	9	4	17	3	5	8	16	10	12	14	36
Blanks	45	73	51	169	61	53	72	186	96	89	117	302
<u>Governor</u>												
Christopher F Gabrieli 8 Louisburg Sq, Boston	69	127	86	282	83	80	104	267	120	135	153	408
Deval L Patrick 75 Hinckley Rd., Milton	134	191	153	478	281	289	352	922	420	338	371	1129
Thomas F Reilly, 60 Palfrey St., Watertown	94	137	99	330	85	95	78	258	104	162	125	391
Write-Ins	1	1	2	4	0	0	1	1	1	3	1	5
Blanks	2	1	1	4	9	2	6	17	7	5	7	19
<u>Lieutenant Governor</u>												
Deborah B Goldberg 37 Hyslop Rd., Brookline	96	150	125	371	185	148	179	512	197	202	208	607
Timothy P Murray 35 Intervale Rd., Worcester	94	162	117	373	101	141	138	380	188	194	199	581
Andrea C Silbert 55 Smith St., Harwich	83	98	67	248	118	123	161	402	177	172	156	505
Write-Ins	1	1	4	6	1	1	2	4	2	4	1	7
Blanks	26	46	28	100	53	53	61	167	88	71	93	252
<u>Attorney General</u>												
Martha Coakley 46 Coolidge Rd., Medford	245	367	280	892	365	360	403	1128	490	486	464	1440
Write-Ins	6	8	2	16	4	5	7	16	6	7	9	22
Blanks	49	82	59	190	89	101	131	321	156	150	184	490
<u>Secretary of State</u>												
William Francis Galvin 46 Lake St., Boston	218	314	253	785	280	274	340	894	411	429	402	1242
John Bonifaz 9 Revere St., Boston	37	72	44	153	100	86	98	284	119	109	128	356
Write-Ins	2	1	3	6	1	3	3	7	3	1	1	5
Blanks	43	70	41	154	77	103	100	280	119	104	126	349
<u>Treasurer</u>												
Timothy P Cahill 51 Grenwood Rd., Quincy	230	344	278	852	334	340	394	1068	466	466	420	1352
Write-Ins	6	3	1	10	1	2	4	7	6	7	5	18
Blanks	64	110	62	236	123	124	143	390	180	170	232	582
<u>Auditor</u>												
A Joseph DeNucci 119 Warwick Rd., Newton	226	346	274	846	324	328	373	1025	455	447	413	1315
Write-Ins	8	1	4	13	3	3	7	13	4	2	9	15
Blanks	66	110	63	239	131	135	161	427	193	194	235	622
<u>Representative in Congress Eighth District</u>												
Michael E Capuano 172 Central St., Somerville	264	375	287	926	382	388	451	1221	549	537	527	1613
Write-Ins	4	3	4	11	2	3	7	12	1	9	4	14
Blanks	32	79	50	161	74	75	83	232	102	97	126	325

5184

RECORD OF THE VOTE CAST IN THE VARIOUS PRECINCTS OF THE CITY OF SOMERVILLE

DEMOCRATIC

	Ward One			Total	Ward Two			Total	Ward Three			Total
	1	2	3		1	2	3		1	2	3	
<u>Total Number of Votes Cast</u>	300	457	341	1098	458	466	541	1465	652	643	657	1952
<u>Councillor - Sixth District</u>												
Michael J Callahan 500 Salem St., Medford	217	335	266	818	313	328	368	1009	427	429	412	1268
Write-Ins	4	5	1	10	1	2	7	10	4	6	6	16
Blanks	79	117	74	270	144	136	166	446	221	208	239	668
<u>Senator in General Court</u> District M'sex, Suffolk, Essex												
Jarrett Barrios 388 Norfolk St., Cambridge	230			230	361			361				
Write-Ins	7			7	4			4				
Blanks	63			63	93			93				
<u>Senator in General Court</u> District Second Middlesex												
Patricia D Jehlen 67 Dane St., Somerville		328	253	581		353	425	778	495	475	464	1434
Write-Ins		9	2	11		3	10	13	9	11	12	32
Blanks		120	86	206		110	106	216	148	157	181	486
<u>Representative in General Court</u> District -26th M'sex												
Timothy J Tooney, Jr 88 6th St., Cambridge	240	360	284	884	324	349		673				
Write-Ins	2	2	1	5	3	7		10				
Blanks	58	95	56	209	131	110		241				
<u>Representative in General Court</u> District 27th M'sex												
Denise Provost 20 Albion St., Somerville								413	466	469	459	1394
Write-Ins								8	8	10	9	30
Blanks								120	176	163	189	528
<u>Representative in General Court</u> District 34th M'Sex												
Carl M Sciortino, Jr 17 Orchard St., Medford												
Write-Ins												
Blanks												
<u>District Attorney</u> Northern District												
Gerard T Leone, Jr 171 Ash St., Hopkinton	214	328	261	803	306	311	364	981	431	422	410	1263
Write-Ins	4	2	2	8	2	2	4	8	3	3	6	12
Blanks	82	127	78	287	150	153	173	476	218	218	241	677
<u>Clerk of Courts</u> Middlesex County												
Bruce M Desmond 220 A Sumner St., Somerville	113	237	174	524	215	188	224	627	296	307	305	908
Michael A Sullivan 42 Huron Ave., Cambridge	148	167	124	439	169	187	212	568	253	248	251	752
Write-Ins	0	1	1	2	1	3	1	5	0	2	1	3
Blanks	39	52	42	133	73	88	104	265	103	86	100	289
<u>Register of Deeds</u> M'sex Southern District												
Eugene C Brune 152 Curtis St., Somerville	233	365	280	878	343	336	401	1080	493	475	450	1418
Write-Ins	5	2	4	11	1	2	4	7	3	7	9	19
Blanks	62	90	57	209	114	128	136	378	156	161	198	515

AT THE STATE PRIMARY HELD THEREIN, SEPTEMBER 19, 2006

DEMOCRATIC

Ward Four			Total Ward Five			Total Ward Six			Total Ward Seven			Total			TOTAL:	
1	2	3	1	2	3	1	2	3	1	2	3	1	2	3		
361	403	504	1268	689	642	735	2065	730	757	439	1925	775	613	634	2022	11 797
249	263	357	869	580	424	492	1495	461	490	278	1228	539	436	433	1408	8097
3	5	4	12	5	4	8	17	9	5	1	15	4	2	6	12	92
109	135	143	387	104	214	235	553	260	262	160	682	232	175	195	602	3608
																591
																11
																156
248	288	342	878	511	467	570	1547	577	574	336	1486	579	460	465	1504	8210
7	12	7	26	11	10	14	35	16	7	5	28	8	5	5	18	163
106	103	155	364	167	165	151	483	137	176	98	411	188	148	164	500	2666
																1557
																15
																450
		356	356	511	469	569	1548	549	573	325	1446					5159
		6	6	9	7	9	25	12	5	2	19					88
		142	142	169	166	157	492	169	179	112	460					1742
246	276		522									594	459	451	1504	2026
6	11		17									11	2	6	19	36
109	116		225									170	152	177	499	724
240	254	355	849	466	416	486	1367	452	483	267	1201	515	431	429	1375	7841
2	9	4	15	4	4	3	11	7	2	1	10	7	1	4	12	76
119	140	145	404	219	222	246	687	271	272	171	714	253	181	201	635	3880
192	192	254	638	338	292	326	955	285	294	188	766	330	279	306	915	5335
126	133	179	438	258	240	281	779	291	298	150	739	287	216	239	742	4457
0	0	1	1	3	0	2	5	5	0	0	5	0	1	1	2	23
43	78	70	191	90	110	126	326	149	165	101	415	158	117	88	363	1982
271	291	393	955	514	464	548	1525	515	547	325	1386	574	460	498	1532	8776
5	6	3	14	4	3	3	10	4	3	2	9	4	3	3	10	80
85	106	108	299	171	175	184	530	211	207	112	530	197	150	133	480	2941

5192

RECORD OF THE VOTES CAST IN THE VARIOUS PRECINCTS OF THE CITY OF SOMERVILLE

REPUBLICAN

	Ward One			Total	Ward Two			Total	Ward Three			Total
	1	2	3		1	2	3		1	2	3	
<u>Total Number of Votes Cast</u>	8	14	9	31	9	8	22	39	15	20	26	61
<u>Senator in Congress</u>												
Kenneth G Chase 87 Pine St., Belmont	6	7	3	16	5	6	9	20	6	10	11	27
Kevin P Scott 4 Auburn St., Wakefield	2	4	5	11	4	1	10	15	3	8	12	23
Write-Ins	0	0	0	0	0	0	1	1	0	0	0	0
Blanks	0	3	1	4	0	1	2	3	6	2	3	11
<u>Governor</u>												
Kerry Healey 10 Curtis Pt., Beverly	7	11	8	26	8	7	17	32	14	18	23	55
Write-Ins	0	0	1	1	0	0	2	2	1	1	2	4
Blanks	1	3	0	4	1	1	3	5	0	1	1	2
<u>Lieutenant Governor</u>												
Reed V Hillman 49 Bushnell Rd., Sturbridge	7	9	8	24	8	8	15	31	7	17	22	46
Write-Ins	0	0	1	1	0	0	2	2	0	0	2	2
Blanks	1	5	0	6	1	0	5	6	8	3	2	13
<u>Attorney General</u>												
Larry Frisoli 67 Bright Rd., Belmont	6	8	8	22	8	7	15	30	9	18	19	46
Write-Ins	0	0	0	0	0	0	1	1	0	0	1	1
Blanks	2	6	1	9	1	1	6	8	6	2	6	14
<u>Secretary of State</u>												
Write-Ins	0	1	1	2	2	0	2	4	0	2	2	4
Blanks	8	13	8	29	7	8	20	35	15	18	24	57
<u>Treasurer</u>												
Write-Ins	0	0	1	1	2	0	1	3	0	1	2	3
Blanks	8	14	8	30	7	8	21	36	15	19	24	58
<u>Auditor</u>												
Write-Ins	0	0	2	2	2	0	2	4	0	1	3	4
Blanks	8	14	7	29	7	8	20	35	15	19	23	57
<u>Representative in Congress Eighth District</u>												
Write-Ins	1	0	1	2	2	0	3	5	0	0	3	3
Blanks	7	14	8	29	7	8	19	34	15	20	23	58
<u>Councillor Sixth District</u>												
William John Barabino 16 Byron St, Wakefield	7	7	6	20	7	7	12	26	5	14	14	33
Write-Ins	0	0	1	1	0	0	1	1	0	0	1	1
Blanks	1	7	2	10	2	1	9	12	10	6	11	27
<u>Essex District</u>												
<u>Senator in General Court M'sex, Suffolk &</u>												
Write-Ins	0			0	2			2				
Blanks	8			8	7			7				

RECORD OF THE VOTES CAST IN THE VARIOUS PRECINCTS OF THE CITY OF SOMERVILLE

REPUBLICAN

	Ward One			Total	Ward Two			Total	Ward Three			Total
	1	2	3		1	2	3		1	2	3	
<u>Total Number of Votes Cast</u>	8	14	9	31	9	8	22	39	15	20	26	61
<u>Senator in General Court Second M'sex District</u>												
Write-Ins		0	0	0		0	4	4	0	1	3	4
Blanks		14	9	23		8	18	26	15	19	23	57
<u>Representative in General Court District 26th M'sex</u>												
Write-Ins	0	0	1	1	2	0		2				
Blanks	8	14	8	30	7	8		15				
<u>Representative in General Court District 27th M'sex</u>												
Write-Ins							3	3	0	0	1	1
Blanks							19	19	15	20	25	60
<u>Representative in General Court District 34th M'sex</u>												
Write-Ins												
Blanks												
<u>District Attorney Northern District</u>												
Write-Ins	0	0	0	0	2	0	1	3	0	0	1	1
Blanks	8	14	9	31	7	8	21	36	15	20	25	60
<u>Clerk of Courts Middlesex County</u>												
Write-Ins	0	0	2	2	2	0	2	4	1	0	2	3
Blanks	8	14	7	29	7	8	20	35	14	20	24	58
<u>Register of Deeds Middlesex Southern District</u>												
Write-Ins	0	0	1	1	2	0	2	4	0	1	1	2
Blanks	8	14	8	30	7	8	20	35	15	19	25	59

AT THE STATE PRIMARY HELD THEREIN, SEPTEMBER 19, 2006

REPUBLICAN

Ward Four				Total	Ward Five			Total	Ward Six			Total	Ward Seven			Total	Total:			
1	2	3			1	2	3		1	2	3		1	2	3					
21	12	17		50	14	17	12	43	28	16	8	52	18	16	16	50				326
4	1	0		5	2	3	0	5	0	1	1	2	0	1	1	2				22
17	11	17		45	12	14	12	38	28	15	7	50	18	15	15	48				287
				0	1	3	0	4	0	1	1	2								10
				17	13	14	12	39	28	15	7	50								185
4	1			5									0	0	1	1				6
17	11			28									18	16	15	49				77
4	1	0		5	1	3	0	4	0	1	1	2	0	2	1	3				18
17	11	17		45	13	14	12	39	28	15	7	50	18	14	15	47				308
4	1	1		6	3	4	0	7	0	2	1	3	0	2	1	3				28
17	11	16		44	11	13	12	36	28	14	7	49	18	14	15	47				298
4	1	0		5	1	3	0	4	1	1	1	3	0	2	1	3				22
17	11	17		45	13	14	12	39	27	15	7	49	18	14	15	47				304

A TRUE COPY ATTEST:

Nicholas P. Salerno
CHAIRMAN

5214

RECORD OF ABSENT VOTERS (342)

TABULATED FROM THE TALLY SHEETS OF THE STATE PRIMARY HELD SEPTEMBER 19, 2006

Ward	Precinct	REGISTERED VOTERS													
		Ballots Mailed		Ballots Cast		Not Returned		Defective		Returned Too Late		Voted In Person		Health Care Facility	
		D	R	D	R	D	R	D	R	D	R	D	R	D	R
1	1	4		4								1			
1	2	6	1	4		2	1					2			
1	3	5		5								5			
2	1	4		3				1				2			
2	2	12		10				1		1		2			
2	3	9		7		1				1		3			
3	1	10	1	6		2	1	2				6			
3	2	11		10						1		7	17	1	
3	3	5	2	3	2	2						8	38	2	
4	1	7	1	7	1										
4	2	4		4								1			
4	3	10		6		1		3				7	1		
5	1	9		8						1		4	29	2	
5	2	8		7						1		4			
5	3	15		13		1				1		7			
6	1	15	1	10	1	4				1		10			
6	2	7		3		2		1		1		4			
6	3	4		3						1		5			
7	1	22		19		1				2		16			
7	2	9	3	6	1	2	1		1	1		1			
7	3	8	1	6	1	1		1				7			
TOTALS:		184	10	144	6	19	3	9	1	12		102	1	84	5

RECORD OF ABSENT VOTERS (25)

TABULATED FROM THE TALLY SHEETS OF THE STATE PRIMARY HELD SEPTEMBER 19, 2006

NON-REGISTERED VOTERS												
Wd	Pct	Ballots Mailed		Ballots Cast		Not Returned		Defective		Returned Too Late		
		D	R	D	R	D	R	D	R	D	R	
1	1	3				3						
1	2	2						2				
1	3	1						1				
2	1	12	1	3		4		2	1	3		
2	2	10	1	3		6	1	1				
2	3	13		1		10		1		1		
3	1	8		1		5		2				
3	2	3	1	1		2			1			
3	3	6		1		5						
4	1											
4	2											
4	3	5		3		1				1		
5	1	5				3				2		
5	2	10		1		8				1		
5	3	7	2	3		3	2			1		
6	1	19	1	3		12	1	3		1		
6	2	6		1		4				1		
6	3	9	1	3		6	1					
7	1	6	1	1		4	1	1				
7	2	3				3						
7	3	5				1		2		2		
TOTALS:		133	8	25	0	80	6	15	2	13	0	

AT THE SPECIAL PRELIMINARY HELD THEREIN, APRIL 10, 2007

Ward Four			Total Ward Five			Total Ward Six			Total Ward Seven			Total	
1	2	3	1	2	3	1	2	3	1	2	3		
			412			862			928			721	
108	134	170	308	251	303	311	392	225	295	206	220		4515
			27			31			42			71	
8	7	12	9	13	9	11	20	11	19	26	26		308
			187			290			430			232	
56	56	75	92	97	101	119	194	117	105	51	76		1814
			195			536			455			414	
42	71	82	205	140	191	181	177	97	170	128	116		2372
			3			4			1			3	
2	0	1	1	1	2	0	1	0	1	1	1		18
			0			1			0			1	
0	0	0	1	0	0	0	0	0	0	0	1		3

A TRUE COPY ATTEST:

Michael P. Salerno
 CHAIRMAN

5204

RECORD OF ABSENT VOTERS (145)

TABULATED FROM THE TALLY SHEETS OF THE SPECIAL PRELIMINARY HELD APRIL 10, 2007

REGISTERED VOTERS

Ward	Precinct	Ballots Mailed	Ballots Cast	Not Returned	Defective	Returned Too Late	Voted In Person	Health Care Facility
1	1	1	1					
1	2	3	3					
1	3	3	2			1		
2	1	1	1					
2	2	1	1					
2	3	5	4	1			2	
3	1	4	3	1			1	
3	2	8	7			1		14
3	3	4	3	1			3	28
4	1	4	3	1				
4	2	2	2				2	
4	3	2	2					
5	1	6	4			2		32
5	2							
5	3	3	3					
6	1	4	4					
6	2	6	4	2				
6	3	4	3			1	3	
7	1	8	6		2		1	
7	2	2	1	1				
7	3	1	1				1	
TOTALS:		72	58	7	2	5	13	74

NON-REGISTERED VOTERS

Ward	Precinct	Mailed	Cast	Not Returned	Defective	Returned Too Late
6	2	1		1		
6	3	2				2
TOTALS:		3		1		2

583R

This image shows a page of graph paper with a grid pattern. The grid consists of 20 columns and 30 rows of small squares. There are four circular binder holes punched along the left edge of the page, two near the top and two near the bottom. The page is otherwise blank, with no text or drawings.

AT THE SPECIAL STATE PRIMARY HELD THEREIN, SEPTEMBER 11, 2007

t One

Ward Four			Total	Ward Five			Total	Ward Six			Total	Ward Seven			Total	Total
1	2	3		1	2	3		1	2	3		1	2	3		
																333
																74
																188
																12
																58
																0
																0
																1
																1
																0
																0
																0
																0
																0
																0
																0
																0
																0

A TRUE COPY ATTEST:

Nicholas P. Salerno
 CHAIRMAN

AT THE PRELIMINARY ELECTION HELD THEREIN, SEPTEMBER 25, 2007

Ward Four			Total Ward Five			Total Ward Six			Total Ward Seven			Total				
1	2	3	1	2	3	1	2	3	1	2	3					
232	226	240	698	378	361	329	1068	377	522	301	1200	330	309	287	926	6168
27	18	23	68	69	49	62	180	55	74	42	171	49	27	27	103	826
26	33	15	74	22	31	21	74	23	43	13	79	18	18	20	56	467
176	169	201	546	279	270	238	787	277	374	235	886	256	262	237	755	4719
3	6	1	10	3	10	8	21	4	4	0	8	6	2	2	10	83
0	0	0	0	5	1	0	6	18	27	11	56	1	0	1	2	73
								12	22	15	49					49
								242	307	181	730					730
								114	183	93	390					390
								2	3	3	8					8
								7	7	9	23					23

A TRUE COPY ATTEST:

Michael P. Salmons
 CHAIRMAN

RECORD OF ABSENT VOTERS (211)

TABULATED FROM THE TALLY SHEETS OF THE PRELIMINARY ELECTION, HELD SEPTEMBER 25, 2007

REGISTERED VOTERS

Ward	Precinct	Ballots Mailed	Ballots Cast	Not Returned	Defective	Returned Too Late	Voted In Person	Health Care Facility
1	1	2	1	1			1	
1	2	9	4	4	1		1	
1	3	6	5		1		3	
2	1	6	4	1	1		2	
2	2	7	6		1			
2	3	11	7	4			1	
3	1	9	9				2	
3	2	9	8		1		2	16
3	3	6	5		1		3	22
4	1	11	9		2			
4	2	2	2				3	
4	3	3	3					
5	1	6	4	2			6	31
5	2	3	3				1	
5	3	6	6				1	
6	1	8	4	3	1		2	
6	2	11	8	3			2	
6	3	5	3	2			4	
7	1	7	6			1		
7	2	4	4					
7	3	1	1				6	
TOTAL:		132	102	20	9	1	40	69

RECORD OF ABSENT VOTERS (6)

NON-REGISTERED VOTERS

Ward	Prec	Ballots Mailed	Ballots Cast	Not Returned	Returned Defective	Returned Too Late
1	1					
1	2					
1	3					
2	1					
2	2	1	1			
2	3					
3	1					
3	2					
3	3					
4	1					
4	2	2	2			
4	3	2		2		
5	1					
5	2					
5	3	1		1		
6	1					
6	2	1	1			
6	3	2	2			
7	1					
7	2					
7	3					
TOTALS:		9	6	3		

5292

RECORD OF THE VOTES CAST IN THE VARIOUS PRECINCTS OF THE CITY OF SOMERVILLE

DEMOCRATIC

	Ward One			Total Ward Two			Total Ward Three			Total		
	1	2	3	1	2	3	1	2	3			
<u>Total Number of Votes Cast</u>	533	657	467	1657	827	927	981	2735	917	892	984	2793
<u>WARD COMMITTEE - WARD ONE (CONTINUED)</u>												
Frederick A Caruso 93 Flint St	155	210	171	536								
Michael A Cassesso 40 Wisconsin Ave	141	253	162	556								
Dorothy M Cassesso 40 Wisconsin Ave	156	256	161	573								
Joan M Guarino 20 Lincoln St	146	210	158	514								
Joseph G Antonelli 132 Perkins St	153	209	168	530								
Esther Charlott Casey 75 Myrtle St	154	187	153	494								
Carolyn Beaty Scimeni 1 Webster St	146	183	153	482								
John D Ciampa 70 Perkins St	165	200	179	544								
Elfo LoRusso 11 George St	146	219	163	528								
James F McCarthy 9 Virginia St	150	182	174	506								
Martin A Polignone 74 Washington St	146	171	148	465								
Marsha M McGlashing 9 Franklin St	147	207	151	505								
Ellin Reisner 51 Mount Vernon St	149	188	153	490								
Peter S Scieurca 70 Perkins St	138	178	148	464								
Nicholas S Stiles 10 MacArthur St	140	197	163	500								
Feargal T O'Toole 97R Franklin St	154	183	155	492								
Judith Pineda Neufeld 51 Mount Vernon St	140	183	157	480								
James J Scimeni 1 Webster St	142	183	153	478								
Blanks	9234	11045	7400	27679								
<u>WARD COMMITTEE WARD TWO</u>												
Natalie I Vieira 14 Bolton St				317	340	347	1004					
Stephany G Collamore 14 Magnus Ave				246	303	316	865					
M Teresa Cardoso 9 Adrian St				339	397	376	1112					
Mary Ellen Gil 37 Adrian St				265	317	326	908					
David C Spinney 14 Marion St				244	298	312	854					
David B Turin 12 B Lincoln Pky				238	281	308	827					
Jennifer Lee Quinlan 7 Adrian St				263	310	319	892					
Lauren Catherine Pouchak 28 Calvin St				243	299	321	863					
Susan Callahan Post 13 Hammond St				250	310	323	883					
Paula Stuart 70 Sumner St				268	299	343	910					
Edward Marakovitz 6 Oak St				261	281	315	857					
Dorinda Jaquith 6 Oak St				257	283	314	854					
Maryann M Houston 115 Beacon St				340	375	412	1127					
Elaine E Mathews 51 Dane St				247	287	323	857					
Lawrence J Murphy 27 Parkdale St				255	302	317	874					
Kenneth Joyce 12 Parker St				278	329	339	946					

RECORD OF THE VOTES CAST IN THE VARIOUS PRECINCTS OF THE CITY OF SOMERVILLE

DEMOCRATIC

	Ward One			Total	Ward Two			Total	Ward Three			Total
	1	2	3		1	2	3		1	2	3	
<u>Total Number of Votes Cast</u>	533	657	467	1657	827	927	981	2735	917	892	984	2793
<u>WARD COMMITTEE WARD TWO (Continued)</u>												
Richard A Willette 115 Beacon St					242	296	321	859				
Maeghan Beth Silverberg 14 Magnus Ave					248	296	323	867				
Stephanie A Hirsch 17 Fremont Ave					248	288	319	855				
Patricia D Jehlen 67 Dane St					323	392	463	1178				
Alain Jehlen 67 Dane St					277	327	371	975				
Bettina Brooke Fest 9A Dane St					241	291	318	850				
David J Jordan 9A Dane St					241	286	320	847				
Katherine R Chang 1 Fitchburg St					281	291	329	901				
Renee Lee Vieira 14 Bolton St					290	318	339	947				
Write-Ins					15	17	15	47				
Blanks					22228	24632	25906	72766				
<u>WARD COMMITTEE WARD THREE</u>												
Thomas F Taylor 32 Vinal Ave									419	393	409	1222
Roberta Bauer 58 Berkeley St									285	343	346	974
Bertram A Gay 1 Avon St									275	319	310	904
Dorothy A Kelly Gay 1 Avon St									369	414	391	1174
Michael R Grunko 51 Berkeley St									260	301	310	871
Celia L Taylor 32 Vinal Ave									319	333	338	990
Paul M Kelley 3 Westwood Rd									266	294	334	894
Elizabeth M Grunko 51 Berkeley St									273	318	319	910
Richard M W Bauer 58 Berkeley St									270	303	319	892
Cindy Lou Hickey 10 Richdale Ave									289	306	331	926
Ellen G Friedman 34 Berkeley St									264	291	316	871
David Howard Seth Kent 7 Craigie Ter									244	266	300	810
Richelle R Devereaux-Murray 15 Thorpe St									262	278	304	844
Karen I Mancini 11 Vinal Ave									294	306	330	930
Joseph C Beckmann 22 Stone Ave									264	270	302	836
Jean L Vallon 41A Boston St									265	277	307	849
Edward S DaSilva 75 School St									270	302	317	889
Erica D Schwarz 31 Vinal Ave									279	287	311	877
Adam W Sweeting 44 Montrose St									276	300	313	889
Josephine Dow-Novaes 59 Vinal Ave									266	279	306	851
Michele A Taylor 30 Vinal Ave									300	306	332	938
Francis M Toomey 8 Columbus Ave									284	294	320	898
Ralph G Vettters 67 Walnut St									261	268	294	823
Alessandro Capobianco 48 Stone Ave									281	296	327	904

RECORD OF THE VOTES CAST AT THE VARIOUS PRECINCTS OF THE CITY OF SOMERVILLE

DEMOCRATIC

	Ward One			Total	Ward Two			Total	Ward Three			Total
	1	2	3		1	2	3		1	2	3	
<u>Total Number of Votes Cast</u>	533	657	467	1657	827	927	981	2735	917	892	984	2793

WARD COMMITTEE WARD FOUR (Continued)

Write-Ins (Cont) Brenda S Jonas 32 Jaques St

All Others

Blanks

WARD COMMITTEE WARD FIVE

Carlene Ann Campbell 124 Highland Rd

Richard J Daley, Jr 94 Prichard Ave

Frank P Senesi 28 Partridge Ave

Lauren Elizabeth Leeman 124 Highland Rd

Sean T O'Donovan 30 Warwick St

Jacob S Beal 594 Broadway

Gerald S Fleming 52 Highland Rd

Brian P O'Donovan 31 Rogers Ave

Denise O'Donovan 31 Rogers Ave

George M Landers 173 Albion St

Doris F Shannon 27 Rogers Ave

James F Shannon 27 Rogers Ave

Frederic E Berman 25 Cherry St

Mark Niedergang 29 Conwell St

Pauline O'Donovan 31 Rogers Ave

Alison M Koty 30 Partridge Ave

Ralph P Russo 20 Warwick St

James A O'Donovan 31 Rogers Ave

Eleanor T Blute 51 Partridge Ave

Paul Gauthier 241 Summer St

Barbara T Capuano 172 Central St

Louise Leland 57 Alpine St

Francis J Leland 57 Alpine St

Joan D Landers 173 Albion St

Jill Trafficante Ardolino 16 Woodbine St

Mark R Ardolino 16 Woodbine St

Joseph J Galvin 77 Highland Rd

Eileen M Galvin 77 Highland Rd

Michael E Capuano 172 Central St

Donna M Langill 5 Wilton St

Joanne Brisbois 33 Linden Ave

Joseph P Brisbois, Sr 33 Linden Ave

AT THE PRESIDENTIAL PRIMARY HELD THEREIN, FEBRUARY 5, 2008

DEMOCRATIC

Ward Four			Total	Ward Five			Total	Ward Six			Total	Ward Seven			Total	TOTAL:		
1	2	3		1	2	3		1	2	3		1	2	3				
497	584	666	1747	1012	929	1186	3127	1237	1165	631	3033	1115	910	866	2891			17,983
				336	281	389	1006											1,006
				338	240	368	946											946
				354	262	414	1030											1,030
				0	0	0	0											0
				22875	22900	27600	73435											73,435
								509	507	294	1310							1,310
								670	632	344	1646							1,646
								433	376	213	1022							1,022
								376	324	191	891							891
								378	330	190	898							898
								382	331	185	898							898
								397	335	200	932							932
								378	323	194	895							895
								381	329	205	915							915
								413	343	205	961							961
								396	352	206	954							954
								374	317	180	871							871
								400	347	206	953							953
								379	328	209	916							916
								393	353	197	943							943
								374	346	192	914							914
								409	335	199	943							943
								391	340	229	960							960
								395	343	202	940							940
								381	323	200	904							904
								401	340	198	939							939
								418	336	205	959							959
								420	344	206	970							970
								397	326	184	907							907
								401	351	208	960							960
								378	340	186	904							904
								414	365	234	1013							1,013
								404	379	222	1005							1,005
								14	11	14	39							39
								6	16	13	35							35

AT THE PRESIDENTIAL PRIMARY HELD THEREIN, FEBRUARY 5, 2008

DEMOCRATIC

Ward Four			Total Ward Five			Total Ward Six			Total Ward Seven			Total	TOTAL:			
1	2	3	1	2	3	1	2	3	1	2	3					
497	584	666	1747	1012	929	1186	3127	1237	1165	631	3033	2891			17,983	
								8	13	13	34				34	
								9	12	12	33				33	
								5	8	7	20				20	
								3	8	4	15				15	
								17	15	8	40				40	
								30697			78616					
								31789		16130					78,616	
												293	327	332	952	
												175	184	253	612	
												179	178	244	601	
												194	190	249	633	
												220	196	239	655	
												221	217	286	724	
												196	196	260	652	
												206	205	256	667	
												208	184	248	640	
												261	229	284	774	
												177	196	235	608	
												188	216	258	662	
												170	190	232	592	
												195	195	269	659	
												187	188	260	635	
												225	194	259	678	
												176	185	226	587	
												196	165	217	578	
												191	167	233	591	
												183	194	232	609	
												174	170	220	564	
												183	166	214	563	
												242	233	276	751	
												169	178	227	574	
												157	176	218	551	
												188	181	235	604	
												166	170	224	560	
												170	177	230	577	

535

RECORD OF THE VOTES CAST IN THE VARIOUS PRECINCTS OF THE CITY OF SOMERVILLE

DEMOCRATIC

	Ward One			Total	Ward Two			Total	Ward Three			Total
	1	2	3		1	2	3		1	2	3	
Total Number of Votes Cast	533	657	467	1657	827	927	981	2735	917	892	984	2793
<u>WARD COMMITTEE WARD SEVEN (Continued)</u>												
<u>GROUP ONE (Continued)</u>												
David E Coulombe 343 Alewife Brook Pky												
Gary L Baird 80 Hooker Ave												
Concetta R Lorenti 14 Woods Ave												
<u>GROUP TWO</u>												
Katherine M Wallace 26 Conwell Ave												
Barry Alan Rafkind 4 Ossipee Rd												
Rachel A Heller 11 Elmwood St												
Carmen M Russell 48 Electric Ave												
Lou Ann David 1374 Broadway												
Justin Dale Klekota 56 Conwell Ave												
Blanks												

530R

AT THE PRESIDENTIAL PRIMARY HELD THEREIN, FEBRUARY 5, 2008

DEMOCRATIC

Ward Four			Total	Ward Five			Total	Ward Six			Total	Ward Seven			Total	TOTAL:									
1	2	3		1	2	3		1	2	3		1	2	3											
497	584	666	1747	1012	929	1186	3127	1237	1165	631	3033	1115	910	866	2891										
																17,983									
																550									
																538									
																607									
																837									
																731									
																952									
																766									
																764									
																708									
																71097									
																28700									
																22618									
																19779									
																71,097									

RECORD OF THE VOTES CAST IN THE VARIOUS PRECINCTS OF THE CITY OF SOMERVILLE

REPUBLICAN

	Ward One			Total Ward Two			Total Ward Three			Total		
	1	2	3	1	2	3	1	2	3			
<u>Total Number of Votes Cast</u>	68	76	59	203	69	79	110	258	99	115	123	337
<u>PRESIDENTIAL PREFERENCE</u>												
John McCain	24	29	25	78	29	39	53	121	52	56	63	171
Fred Thompson	1	2	0	3	0	0	1	1	0	0	0	0
Tom Tancredo	0	0	0	0	0	0	0	0	0	0	0	0
Duncan Hunter	0	0	0	0	0	0	0	0	0	0	0	0
Mike Huckabee	3	4	0	7	6	1	3	10	7	0	9	16
Mitt Romney	35	38	30	103	29	30	44	103	29	49	37	115
Ron Paul	3	1	2	6	4	9	7	20	10	7	11	28
Rudy Giuliani	0	0	0	0	0	0	0	0	1	1	2	4
No Preference	0	1	2	3	0	0	1	1	0	0	0	0
Write-Ins	2	1	0	3	1	0	1	2	0	2	0	2
Blanks	0	0	0	0	0	0	0	0	0	0	1	1
Essex District												
<u>STATE COMMITTEE MAN Middlesex, Suffolk &</u>												
Write-Ins	11		11		3			3				
Blanks	57		57		66			66				
Essex District												
<u>STATE COMMITTEE WOMAN Middlesex, Suffolk &</u>												
Jennifer Ann Nassour 49 Chelsea St, Boston	30			30	26			26				
Write-Ins	0			0	0			0				
Blanks	38			38	43			43				
Second Middlesex District												
<u>STATE COMMITTEE MAN</u>												
Write-Ins: Travis Brown 26 Packard Ave		1	4	5	4	0	4	3	2	4	9	
All Others	13	0	13		9	18	27	4	14	4	22	
Blanks	62	55	117		66	92	158	92	99	115	306	
<u>STATE COMMITTEE WOMAN Second Middlesex District</u>												
Ann R Blackham 60 Swan Rd, Winchester		36	28	64		29	54	83	44	46	42	132
Write-Ins		2	0	2		2	1	3	0	1	0	1
Blanks		38	31	69		48	55	103	55	68	81	204
<u>WARD COMMITTEE WARD ONE</u>												
Write-Ins		1	4	1								6
Blanks	2379	2656	2064	7099								
<u>WARD COMMITTEE WARD TWO</u>												
Write-Ins					8	3	5	16				
Blanks					2407	2762	3845	9014				
<u>WARD COMMITTEE WARD THREE</u>												
Write-Ins									1	1	3	5
Blanks									3464	4024	4302	11790

AT THE PRESIDENTIAL PRIMARY HELD THEREIN, FEBRUARY 5, 2008

REPUBLICAN

Ward Four			Total	Ward Five			Total	Ward Six			Total	Ward Seven			Total	TOTAL																			
1	2	3		1	2	3		1	2	3		1	2	3																					
83	71	91	245	119	118	100	337	139	145	67	351	131	97	120	348	2079																			
2	23	2	27											27																					
2903	2462	3183	8548											8548																					
				1	4	0	5											5																	
				4164	4126	3500	11790											11790																	
								34	5	1	40											40													
								4831	5070	2344	12245											12245													
												19	2	13	34											34									
												1291	968	1187	3446											3446									

AT THE PRESIDENTIAL PRIMARY HELD THEREIN, FEBRUARY 5, 2008

GREEN-RAINBOW

Ward Four			Total Ward Five			Total	Ward Six			Total	Ward Seven			Total	TOTAL:										
1	2	3	1	2	3		1	2	3		1	2	3												
2	2	3	7	6	4	3	13	4	2	1	7	7	2	1	10	64									
				1	0	0	1									1									
			59	40	30	129									129										
								0	0	0	0					0									
								40	20	10	70					70									
												4	1	0	5	5									
												66	19	10	95	95									

AT THE PRESIDENTIAL PRIMARY HELD THEREIN, FEBRUARY 5, 2008

WORKING FAMILIES PARTY

Ward Four			Total	Ward Five			Total	Ward Six			Total	Ward Seven			Total	TOTAL:
1	2	3		1	2	3		1	2	3		1	2	3		
1	0	0	1	1	1	0	2	1	0	0	1	1	1	0	2	9
1	0	0	1	0	0	0	0	1	0	0	1	0	0	0	0	2
0	0	0	0	1	0	0	1	0	0	0	0	0	1	0	1	5
0	0	0	0	0	1	0	1	0	0	0	0	1	0	0	1	2
																0
																2
																0
																2
0	0	0	0	0	0	0	0	0	0	0	0	1	0	0	1	2
1	0	0	1	1	1	0	2	1	0	0	1	0	1	0	1	5
0	0	0	0	0	1	0	1	0	0	0	0	0	0	0	0	1
1	0	0	1	1	0	0	1	1	0	0	1	1	1	0	2	6
																0
																30
																0
																0
																0
																0
																0
0	0	0	0													0
10	0	0	10													10
				0	0	0	0									0
				10	10	0	20									20
								0	0	0	0					0
								10	0	0	10					10
												1	0	0	1	1
												9	10	0	19	19

A TRUE COPY ATTEST:

Nicholas P. Salerni
CHAIRMAN

5414

D=Democrat
 R=Republican
 J=Green-Rainbow
 Z=Working Families

RECORD OF ABSENT VOTERS (555)

TABULATED FROM THE TALLY SHEETS OF THE PRESIDENTIAL PRIMARY HELD FEBRUARY 5, 2008

Wd	Pct	REGISTERED VOTERS																											
		Ballots Mailed				Ballots Cast				Not Return				Defective				Returned Too Late				Voted In Person				Health Care Facility			
		D	R	J	Z	D	R	J	Z	D	R	J	Z	D	R	J	Z	D	R	J	Z	D	R	J	Z	D	R	J	Z
1	1	8				8															4	1							
1	2	14	2			13	2			1											4								
1	3	6	2			4	2			1							1				3								
2	1	12				8				2							2				5								
2	2	16	1			14	1										2				7	1							
2	3	26	3			23	1			2	1			1			1				12	1							
3	1	26	5			23	5			3											13	1							
3	2	9	3			7	3			2											6				12	2			
3	3	19	1			17	1			1							1				4			41	6				
4	1	5	5			4	5			1											1								
4	2	7	1			6	1										1				2								
4	3	10				9				1											6								
5	1	16	1			15	1			1											12	1		37	4				
5	2	12				10				2											8								
5	3	20	4			16	3			3	1			1							6								
6	1	21	2	1		17	2	1		1							3				6								
6	2	20	1			18	1			1							1				9								
6	3	17				15				2											11								
7	1	24	5			17	5			6				1							9	2							
7	2	20	1			17	1			3											3								
7	3	10	2			8	2			2											8	1							
TOTALS		318	39	1		269	36	1		35	2			2	1					12				139	8			90	12

RECORD OF ABSENT VOTERS (31)

TABULATED FROM THE TALLY SHEETS OF THE PRESIDENTIAL PRIMARY HELD FEBRUARY 5, 2008

Wd/Pct	NON-REGISTERED VOTERS																							
	Ballots Mailed				Ballots Cast				Not Returned				Defective				Returned Too Late				Partial Ballots			
	D	R	J	Z	D	R	J	Z	D	R	J	Z	D	R	J	Z	D	R	J	Z	D	R	J	Z
1/1																								
1/2	1									1														
1/3	2				2																			
2/1	4				1					3														
2/2	4				3					1														
2/3	2				1					1														
3/1	1									1														
3/2	1				1																			
3/3	1				1																			
4/1																								
4/2																								
4/3	1				1																1			
5/1	2				2																			
5/2	2				1					1														
5/3	5				3					2														
6/1	5				3					2														
6/2	3				1					2														
6/3	7				1					2			2						2					
7/1	6				4					2														
7/2	3	1			2					1	1													
7/3	5				3					2														
TOTAL	55	1			30					21	1			2					2				1	

1934

RECORD OF THE VOTES CAST IN THE VARIOUS PRECINCTS OF THE CITY OF SOMERVILLE

DEMOCRATIC

	Ward One			Total Ward Two			Total Ward Three			Total		
	1	2	3	1	2	3	1	2	3			
<u>Total Number of Votes Cast</u>	209	324	193	726	242	264	259	765	350	295	291	936
<u>REGISTER OF PROBATE Middlesex County</u>												
John R Buonomo 31 Arapahoe Rd, Newton	80	110	71	261	78	115	98	291	69	106	102	277
Write-Ins: John A Aliperta 13 Oxford, Rd Billerica	0	0	0	0	0	0	0	0	0	1	0	1
Thomas B Concannon 8 Bacon Rd, Newton	6	11	1	18	6	7	11	24	17	11	7	35
Paula E Mattaliano 28 Cornell St Arlington	0	0	0	0	0	0	0	0	0	0	0	0
Sean T O'Donovan 30 Warwick St, Somerville	28	68	19	115	54	37	34	125	72	54	29	155
All Others	5	24	32	61	0	10	14	24	24	28	28	80
Blanks	90	111	70	271	104	95	102	301	168	95	125	388

AT THE STATE PRIMARY HELD THEREIN, SEPTEMBER 16, 2008

DEMOCRATIC

Ward Four			Total Ward Five			Total Ward Six			Total Ward Seven			Total	Total:			
1	2	3	1	2	3	1	2	3	1	2	3					
391	370	239	1000	356	306	343	1005	332	435	247	1014	652	598	588	1838	7284
137	123	64	324	96	79	91	266	107	153	69	329	261	235	222	718	2466
0	0	0	0	0	0	0	0	1	0	0	1	0	0	0	0	2
12	8	13	33	20	17	30	67	21	41	22	84	26	21	26	73	334
0	0	0	0	0	0	1	1	0	0	0	0	0	2	0	2	3
31	52	55	138	112	125	96	333	48	57	41	146	39	58	66	163	1175
26	16	7	49	4	5	5	14	15	3	18	36	33	14	21	68	332
185	171	100	456	124	80	120	324	140	181	97	418	293	268	253	814	2972

2046

RECORD OF THE VOTES CAST IN THE VARIOUS PRECINCTS OF THE CITY OF SOMERVILLE

REPUBLICAN

	Ward One			Total	Ward Two			Total	Ward Three			Total
	1	2	3		1	2	3		1	2	3	
Total Number of Votes Cast	7	12	8	27	8	15	16	39	12	14	12	38
<u>SENATOR IN CONGRESS</u>												
Jeffrey K Beatty 23 John Joseph Rd, Harwich	7	12	6	25	8	14	13	35	12	12	11	35
Write-Ins	0	0	1	1	0	0	0	0	0	1	0	1
Blanks	0	0	1	1	0	1	3	4	0	1	1	2
<u>REPRESENTATIVE IN CONGRESS Eighth District</u>												
Write-Ins	0	3	3	5	2	3	4	9	1	1	4	6
Blanks	7	9	6	22	6	12	12	30	11	13	8	32
<u>COUNCILLOR Sixth District</u>												
Write-Ins	0	2	2	4	1	3	3	7	0	0	2	2
Blanks	7	10	6	23	7	12	13	32	12	14	10	36
<u>SENATOR IN GENERAL COURT Essex District Middlesex, Suffolk &</u>												
Write-Ins	0			0	1			1				
Blanks	7			7	7			7				
<u>SENATOR IN GENERAL COURT District Second Middlesex</u>												
Write-Ins		3	2	5		4	4	8	0	1	1	2
Blanks		9	6	15		11	12	23	12	13	11	36
<u>REPRESENTATIVE IN GENERAL COURT District 26th Middlesex</u>												
Write-Ins	0	2	4	6	1	3		4				
Blanks	7	10	4	21	7	12		19				
<u>REPRESENTATIVE IN GENERAL COURT District 27th Middlesex</u>												
Write-Ins							3	3	0	1	1	2
Blanks							13	13	12	13	11	36
<u>REPRESENTATIVE IN GENERAL COURT District 34th Middlesex</u>												
Write-Ins												
Blanks												
<u>REGISTER OF PROBATE Middlesex County</u>												
Write-Ins: John R Buonomo 31 Arapahoe Rd Newton	0	0	0	0	0	0	0	0	0	0	0	0
Thomas B Concannon, Jr 8 Bacon Rd, Newton	0	2	0	2	0	0	0	0	0	0	0	0
John Warren Lambert 5 Beverly Rd, Natick	0	0	0	0	0	0	0	0	0	0	0	0
Paula E Mattaliano 28 Cornell St Arlington	0	0	0	0	0	0	0	0	0	0	0	0
Sean T O'Donovan 30 Warwick St Somerville	0	0	0	0	0	1	3	4	2	0	1	3
All Others:	0	0	4	4	3	3	2	8	0	3	1	4
Blanks	7	10	4	21	5	11	11	27	10	11	10	31

RECORD OF THE VOTES CAST IN THE VARIOUS PRECINCTS OF THE CITY OF SOMERVILLE

GREEN-RAINBOW

	Ward One			Total Ward Two			Total Ward Three			Total	
	1	2	3	1	2	3	1	2	3		
<u>Total Number of Votes Cast</u>	1	0	0	1	1	2	0	3	0	0	1
<u>SENATOR IN CONGRESS</u>											
Write-Ins	1	0	0	1	1	2	0	3	0	0	1
Blanks	0	0	0	0	0	0	0	0	0	0	0
<u>REPRESENTATIVE IN CONGRESS Eighth District</u>											
Write-Ins	1	0	0	1	0	1	0	1	0	0	1
Blanks	0	0	0	0	1	1	0	2	0	0	0
<u>COUNCILLOR Sixth District</u>											
Write-Ins	0	0	0	0	0	0	0	0	0	0	1
Blanks	1	0	0	1	1	2	0	3	0	0	0
<u>SENATOR IN GENERAL COURT Essex District Middlesex, Suffolk &</u>											
Write-Ins	0			0	0			0			
Blanks	1			1	1			1			
<u>SENATOR IN GENERAL COURT District Second Middlesex</u>											
Write-Ins		0	0	0		0	0	0	0	0	1
Blanks		0	0	0		2	0	2	0	0	0
<u>REPRESENTATIVE IN GENERAL COURT Middlesex District Twenty-Sixth</u>											
Write-Ins	1	0	0	1	0	0		0			
Blanks	0	0	0	0	1	2		3			
<u>REPRESENTATIVE IN GENERAL COURT Middlesex District Twenty-Seventh</u>											
Write-Ins								0	0	0	1
Blanks								0	0	0	0
<u>REPRESENTATIVE IN GENERAL COURT Middlesex District Thirty-Fourth</u>											
Write-Ins											
Blanks											
<u>REGISTER OF PROBATE Middlesex County Somerville</u>											
Write-Ins: Sean T O'Donovan 30 Warwick St	0	0	0	0	0	0	0	0	0	0	0
All Others	0	0	0	0	0	0	0	0	0	0	1
Blanks	1	0	0	1	1	2	0	3	0	0	0

5462

RECORD OF THE VOTES CAST IN THE VARIOUS PRECINCTS OF THE CITY OF SOMERVILLE

WORKING FAMILIES PARTY

	Ward One			Total	Ward Two			Total	Ward Three			Total
	1	2	3		1	2	3		1	2	3	
<u>Total Number of Votes Cast</u>	33	23	15	71	11	17	9	37	21	49	38	108
<u>SENATOR IN CONGRESS</u>												
Write-Ins	7	7	3	17	7	7	2	16	8	14	7	29
Blanks	26	16	12	54	4	10	7	21	13	35	31	79
<u>REPRESENTATIVE IN CONGRESS Eighth District</u>												
Write-Ins	1	5	1	7	5	3	1	9	4	9	3	16
Blanks	32	18	14	64	6	14	8	28	17	40	35	92
<u>COUNCILLOR Sixth District</u>												
Write-Ins	0	3	1	4	2	1	0	3	2	7	1	10
Blanks	33	20	14	67	9	16	9	34	19	42	37	98
<u>SENATOR IN GENERAL COURT Essex District Middlesex, Suffolk &</u>												
Write-Ins	1			1	2			2				
Blanks	32			32	9			9				
<u>SENATOR IN GENERAL COURT Second Middlesex District</u>												
Write-Ins		3	1	4	0	0	0	0	3	5	1	9
Blanks		20	14	34	17	9	26	26	18	44	37	99
<u>REPRESENTATIVE IN GENERAL COURT 26th Middlesex District</u>												
Write-Ins	0	6	1	7	2	0	2	2				
Blanks	33	17	14	64	9	17	26	26				
<u>REPRESENTATIVE IN GENERAL COURT 27th Middlesex District</u>												
Write-Ins							0	0	0	5	1	6
Blanks							9	9	21	44	37	102
<u>REPRESENTATIVE IN GENERAL COURT 34th Middlesex District</u>												
Write-Ins												
Blanks												
<u>REGISTER OF PROBATE Middlesex County</u>												
<u>Newton</u>												
Write-Ins: Thomas B Concannon 8 Bacon Rd Somerville	0	0	0	0	0	0	0	0	0	1	0	1
Sean T O'Donovan 30 Warwick St	33	22	15	70	0	17	1	18	18	41	38	97
All Others	0	0	0	0	0	0	8	8	2	2	0	4
Blanks	0	1	0	1	11	0	0	11	1	5	0	6

AT THE STATE PRIMARY HELD THEREIN, SEPTEMBER 16, 2008

WORKING FAMILIES PARTY

Ward Four				Total	Ward Five			Total	Ward Six			Total	Ward Seven			Total	Total
1	2	3			1	2	3		1	2	3		1	2	3		
7	4	38	49	126	111	76	313	17	32	24	73	9	6	15	30		681
3	1	10	14	26	20	16	62	5	8	6	19	3	0	0	3		160
4	3	28	35	100	91	60	251	12	24	18	54	6	6	15	27		521
4	1	4	9	12	10	10	32	3	6	5	14	0	0	2	5		92
3	3	34	40	114	101	66	281	14	26	19	59	6	6	13	25		589
1	1	3	5	9	6	5	20	2	1	4	7	1	0	0	1		50
6	3	35	44	117	105	71	293	15	31	20	66	8	6	15	29		631
																	3
																	41
2	1	2	5	11	8	3	22	1	2	4	7	2	0	2	4		51
5	3	36	44	115	103	73	291	16	30	20	66	7	6	13	26		586
																	9
																	90
			3	3	11	7	4	22	1	3	2	6					37
			35	35	115	104	72	291	16	29	22	67					504
2	2		4									2	0	1	3		7
5	2		7									7	6	14	27		34
0	0	0	0	0	0	1	1	0	0	0	0	0	0	0	0		2
0	0	36	36	124	110	72	306	17	30	24	71	9	6	14	29		627
4	3	1	8	0	0	1	1	0	0	0	0	0	0	1	1		22
3	1	1	5	2	1	2	5	0	2	0	2	0	0	0	0		30

A TRUE COPY ATTEST:

Nicholas P. Salerno
CHAIRMAN

502

D=Democrat
 R=Republican
 J=Green-Rainbow
 Z=Working Families

RECORD OF ABSENT VOTERS (319)

TABULATED FROM THE TALLY SHEETS OF THE STATE PRIMARY HELD SEPTEMBER 16, 2008

Wd/P	REGISTERED VOTERS																															
	Ballots Mailed				Ballots Cast				Not Returned				Defective				Returned Too Late				Voted In Person				Health Care Facility							
	D	R	J	Z	D	R	J	Z	D	R	J	Z	D	R	J	Z	D	R	J	Z	D	R	J	Z	D	R	J	Z				
1/1	4				4																				1							2
1/2	8	2			6	2			1				1												3							
1/3	11	2			6	1			4	1			1																			
2/1	6	1			1	3	1		3				1												2							
2/2	15	3			11				3	1						2	1															
2/3	26	2			17	2			8								1				1							1				
3/1	22	3			2	19	1		1	2	1		1								1	1			2							
3/2	10	3			3	8	2		2	1	1		1	1											2			1	9			1
3/3	9	1			6				2								1	1							2				24	4		
4/1	7	5			6	1				4			1												2							
4/2	7				4				1							2									1			1				
4/3	7				6												1								2			1				
5/1	13				2	8			2	5															1			2	29	1		2
5/2	9				2	5			2	2						2											1		4			
5/3	9	3			6				3	3															3			1				
6/1	12		1		6				6		1														2							
6/2	16				10				6																1			1				
6/3	12				2	8			2	4															5			1				
7/1	20	1			16	1			4																9							
7/2	15	3			1	6			1	7	2					1					2				1							
7/3	13	1			7				5	1							1								4							
Totals:	251	30	1	13	168	11			10	67	14	1	3	8	3		8	2			44	1	1	14	62	5		3				

D=Democrat
 R=Republican
 J=Green-Rainbow
 Z=Working Families

RECORD OF ABSENT VOTERS (25)

TABULATED FROM THE TALLY SHEETS OF THE STATE PRIMARY HELD SEPTEMBER 16, 2008

Ward/ Pct	NON-REGISTERED VOTERS																							
	Ballots Mailed				Ballots Cast				Not Returned				Returned Too Late				Partial Ballots				Defective			
	D	R	J	Z	D	R	J	Z	D	R	J	Z	D	R	J	Z	D	R	J	Z	D	R	J	Z
1/1																								
1/2	1	3								1													3	
1/3	8				2					6														
2/1	5				2					2				1										
2/2	12	1			3					7	1			2										
2/3	3				1					2														
3/1	2				1									1										
3/2	1									1														
3/3	3									3														
4/1																								
4/2																								
4/3	2				1					1														
5/1	8				3					5														
5/2	3	1			1	1				2														
5/3	10				5					5														
6/1	6				3					3														
6/2	6				1					4				1										
6/3	10									8												2		
7/1	10									10														
7/2	4				1					2				1										
7/3	6				1					5														
Total:	100	5			25	1				67	1			6								2	3	

AT THE SPECIAL STATE PRIMARY HELD THEREIN, DECEMBER 8, 2009

Ward Four			Total Ward Five			Total Ward Six			Total Ward Seven			Total				
1	2	3	1	2	3	1	2	3	1	2	3	Total				
421	409	526	1356	717	648	725	2090	765	720	484	1969	684	584	599	1867	11,982
345	295	386	1026	516	427	508	1451	478	410	310	1198	407	376	412	1195	8,062
57	80	98	235	141	143	119	403	182	196	109	487	168	119	122	409	2,495
9	23	29	61	46	59	80	185	93	100	51	244	81	64	42	187	1,059
8	10	13	31	11	19	18	48	11	13	14	38	26	25	22	73	338
2	0	0	2	3	0	0	3	1	1	0	2	2	0	1	3	23
0	1	0	1	0	0	0	0	0	0	0	0	0	0	0	0	5
29	28	29	86	29	33	18	80	33	29	20	82	32	29	28	89	564
27	26	19	72	23	25	17	65	27	27	15	69	27	22	26	75	454
1	2	4	7	5	6	1	12	6	1	4	11	5	7	2	14	85
1	0	6	7	1	1	0	2	0	1	1	2	0	0	0	0	24
0	0	0	0	0	1	0	1	0	0	0	0	0	0	0	0	1
0	2	1	3	1	1	0	2	1	0	1	2	0	0	1	1	13
0	2	1	3	1	1	0	2	1	0	1	2	0	0	1	1	13
0	0	0	0	0	0	0	0	0	0	0	0	0	0	0	0	0

A TRUE COPY ATTEST:

Mikolaj P. Salerni

CHAIRMAN

D=Democrat
 R=Republican
 L=Libertarian

RECORD OF ABSENT VOTERS (431)

TABULATED FROM THE TALLY SHEETS OF THE SPECIAL STATE PRIMARY HELD DECEMBER 8, 2009

Ward	Pct	REGISTERED VOTERS																							
		Ballots Mailed			Ballots Cast			Not Returned			Defective			Returned Too Late			Voted In Person			Health Care Facility					
		D	R	L	D	R	L	D	R	L	D	R	L	D	R	L	D	R	L	D	R	L			
1	1	14	1		11			3	1																
1	2	7			6									1				1							
1	3	7			7													2							
2	1	11	1		10	1		1										4							
2	2	17	4		15	3		2	1									4							
2	3	17			9			3			1			4				8							
3	1	39	1		37	1		1			1							6							
3	2	14	2		10			4	1							1		4			14				
3	3	19	3		17	1		1	2					1				2			33	2			
4	1	9			7			2										6							
4	2	10			4			5						1				4							
4	3	7			7													12							
5	1	12			11			1										6			29				
5	2	11			10			1										5							
5	3	17			14			2						1				9							
6	1	13			9			4										11							
6	2	11	1		9			1	1					1				8							
6	3	12			8			4										11							
7	1	9	2		8	2								1				7							
7	2	9			7			1						1				6							
7	3	7	1		6	1								1				2			4				
TOTAL:		272	16		222	9		36	6		2			12	1			118			80	2			

RECORD OF ABSENT VOTERS (16)

TABULATED FROM THE TALLY SHEETS OF THE SPECIAL STATE PRIMARY HELD DECEMBER 8, 2009

		NON-REGISTERED VOTERS																	
Ward	Pct	Ballots Mailed			Ballots Cast			Not Returned			Defective			Returned Too Late			Partial Ballots		
		D	R	L	D	R	L	D	R	L	D	R	L	D	R	L	D	R	L
1	1	1			1														
1	2	1	1					1	1										
1	3	8			1			5			2								
2	1	6			1			5											
2	2	9	1		1			8	1										
2	3	9						9											
3	1	3						2						1					
3	2	6						6											
3	3	3			1			2											
4	1																		
4	2																		
4	3	3						3											
5	1	7			1			6											
5	2	3	1		1			2	1										
5	3	9	1		2			7	1										
6	1	7			1			6											
6	2	11			1			10									1		
6	3	11			1			9			1								
7	1	10						10											
7	2	5			2			2			1								
7	3	5			1			4											
Totals		117	4		15			97	4		4			1				1	

150L

RECORD OF THE VOTES CAST IN THE VARIOUS PRECINCTS OF THE CITY OF SOMERVILLE

	Ward One			Total Ward Two			Total Ward Three			Total		
	1	2	3	1	2	3	1	2	3			
<u>TOTAL NUMBER OF VOTES CAST - DEMOCRATIC</u>	249			249			191					
Essex												
<u>Senator in General Court-Middlesex, Suffolk, &</u>												
Michael J Albano- 42 Willard St., Chelsea	55			55	43		43					
Dennis A Bensen - 10 Wendell St., Cambridge	11			11	15		15					
Sal N DiDomenico - 125 Clarence St., Everett	132			132	80		80					
Cambridge												
Timothy R Flaherty - 103 Fresh Pond Pky.,	40			40	31		31					
Daniel C Hill - 60 Sullivan St., Boston	2			2	3		3					
E. Denise Simmons - 188 Harvard St., Cambridge	7			7	19		19					
Write-Ins	2			2	0		0					
Blanks	0			0	0		0					
<u>TOTAL NUMBER OF VOTES CAST - REPUBLICAN</u>	2			2			2					
Essex												
<u>Senator in General Court - Middlesex, Suffolk &</u>												
Write-Ins	2			2	2		2					
Blanks	0			0	0		0					
<u>TOTAL NUMBER OF VOTES CAST - LIBERTARIAN</u>	0			0			0					
Essex												
<u>Senator in General Court - Middlesex, Suffolk, &</u>												
Write-Ins	0			0	0		0					
Blanks	0			0	0		0					

AT THE SPECIAL STATE PRIMARY HELD THEREIN, APRIL 13, 2010

Ward Four			Total	Ward Five			Total	Ward Six			Total	Ward Seven			Total
1	2	3		1	2	3		1	2	3		1	2	3	

440
98
26
212
71
5
26
2
0
4
4
0
0
0
0

A TRUE COPY ATTEST:

Michael P. Salerno
CHAIRMAN

532L

RECORD OF THE VOTES CAST IN THE VARIOUS PRECINCTS OF THE CITY OF SOMERVILLE

DEMOCRATIC

	Ward One			Total	Ward Two			Total	Ward Three			Total
	1	2	3		1	2	3		1	2	3	
<u>Total Number of Votes Cast</u>	246	261	136	643	240	196	209	645	300	241	253	794
<u>GOVERNOR</u>												
Deval L. Patrick 75 Hinckley Rd, Milton	159	171	99	429	185	156	152	493	222	183	194	599
Write-Ins:												
Charles D Baker 49 Monument Ave Quincy					2			2				
Timothy P Cahill 51 Grenwood Rd Lexington	3			3								
Jill E Stein 17 Trotting Horse Dr												
All Others	9	20	11	40	5	9	17	31	12	20	10	42
Blanks	75	70	26	171	48	31	40	119	66	38	49	153
<u>LIEUTENANT GOVERNOR</u>												
Timothy P Murray 11 Kinnicutt Rd, Worcester	170	177	99	446	194	161	156	511	231	190	197	618
Write-Ins												
	7	11	4	22	4	2	9	15	3	9	6	18
Blanks	69	73	33	175	42	33	44	119	66	42	50	158
<u>ATTORNEY GENERAL</u>												
Martha Coakley 46 Coolidge Rd, Medford	178	182	103	463	199	159	154	512	241	185	192	618
Write-Ins:												
James P McKenna 28 Miles St, Millbury					1			1				
All Others	7	9	6	22	6	4	12	22	4	10	8	22
Blanks	61	70	27	158	34	33	43	110	55	46	53	154
<u>SECRETARY OF STATE</u>												
William Francis Galvin 46 Lake St, Boston	176	193	112	481	196	162	164	522	227	192	201	620
Write-Ins												
	4	5	2	11	1	2	7	10	3	7	5	15
Blanks	66	63	22	151	43	32	38	113	70	42	47	159
<u>TREASURER</u>												
Steven Grossman 30 Huntington Rd, Newton	116	123	64	303	132	125	128	385	179	156	139	474
Stephen J Murphy 141 Warren Ave, Boston	86	88	54	228	72	57	53	182	83	60	78	221
Write-Ins												
	0	1	0	1	0	1	5	6	2	3	5	10
Blanks	44	49	18	111	36	13	23	72	36	22	31	89
<u>AUDITOR</u>												
Suzanne M Bump 409 North Plain Rd, Great Barrington	82	75	34	191	104	91	109	304	136	112	113	361
Guy William Glodis 39 Old Cart Rd, Auburn	65	101	71	237	65	57	33	155	70	62	70	202
Mike Lake 103 Gainsborough St, Boston	56	45	19	120	44	29	44	117	51	42	42	135
Write-Ins												
	0	1	1	2	0	2	4	6	2	4	3	9
Blanks	43	39	11	93	27	17	19	63	41	21	25	87

AT THE STATE PRIMARY HELD THEREIN, SEPTEMBER 14, 2010

DEMOCRATIC

Ward Four			Total Ward Five			Total Ward Six			Total Ward Seven			Total			TOTAL:		
1	2	3	1	2	3	1	2	3	1	2	3	1	2	3			
178	182	201	561	269	257	288	814	279	326	201	805	319	229	255	803		5,066
104	132	146	382	189	187	219	595	220	263	157	640	265	180	175	620		3,758
	6		6	2	3	2	7			2	2						17
	5	3	8	3	2	1	6			1	1		2		2		20
				1			1										1
14	1	10	25	8	3	9	20	10	9	6	25	9	1	11	21		204
60	38	42	140	67	61	57	185	49	54	35	138	45	46	69	160		1,066
119	137	149	405	192	186	226	604	221	249	158	628	268	176	186	630		3,842
			10				14				16				5		100
5	0	5		3	5	6		6	5	5		3	0	2			
54	45	47	146	74	66	56	196	52	72	38	162	48	53	67	168		1,124
125	139	144	408	196	190	224	610	215	252	154	621	245	176	179	600		3,832
	4		4	2	1		3										8
7	2	7	16	5	6	7	18	14	8	4	26	10	2	14	26		152
46	37	50	133	66	60	57	183	50	66	43	159	64	51	62	177		1,074
134	139	156	429	201	189	222	612	220	252	156	628	257	174	194	625		3,917
1	2	4	7	3	3	4	10	4	3	3	10	4	0	1	5		68
43	41	41	125	65	65	62	192	55	71	42	168	58	55	60	173		1,081
100	107	116	323	150	154	192	496	188	199	138	525	224	133	146	503		3,009
53	56	65	174	73	64	67	204	63	81	49	193	64	71	87	222		1,424
0	0	1	1	2	1	1	4	0	0	0	0	1	0	0	1		23
25	19	19	63	44	38	28	110	28	46	14	88	30	25	22	77		610
47	72	77	196	110	123	151	384	140	145	110	395	146	100	90	336		2,167
72	63	51	186	80	93	72	245	47	72	47	166	71	49	74	194		1,385
36	28	49	113	46	25	40	111	66	73	29	168	66	53	60	179		943
1	0	2	3	0	0	2	2	0	0	0	0	3	0	0	3		25
22	19	22	63	33	16	23	72	26	36	15	77	33	27	31	91		546

RECORD OF THE VOTES CAST IN THE VARIOUS PRECINCTS OF THE CITY OF SOMERVILLE

DEMOCRATIC

	Ward One			Total	Ward Two			Total	Ward Three			Total
	1	2	3		1	2	3		1	2	3	
Total Number of Votes Cast	246	261	136	643	240	196	209	645	300	241	253	794
<u>REPRESENTATIVE IN CONGRESS - EIGHTH DISTRICT</u>												
Michael E Capuano 172 Central St, Somerville	198	216	121	535	207	179	174	560	256	214	227	697
Write-Ins	4	5	1	10	2	2	8	12	2	8	2	12
Blanks	44	40	14	98	31	15	27	73	42	19	24	85
<u>COUNCILLOR - SIXTH DISTRICT</u>												
Suzanne R English-Merullo 31 Clark St, Winchester	77	76	43	196	87	60	93	240	101	89	89	279
Terrence W Kennedy 3 Stafford Rd, Lynnfield	104	122	70	296	94	96	61	251	122	106	97	325
Write-Ins	0	2	0	2	0	1	4	5	3	2	6	11
Blanks	65	61	23	149	59	39	51	149	74	44	61	179
<u>ESSEX DISTRICT</u>												
<u>SENATOR IN GENERAL COURT- MIDDLESEX, SUFFOLK &</u>												
Sal N DiDomenico 125 Clarence St, Everett	131			131	96			96				
Timothy R Flaherty 103 Fresh Pond Pkwy, Cambridge	99			99	138			138				
Write-Ins	0			0	0			0				
Blanks	16			16	6			6				
<u>SENATOR IN GENERAL COURT-SECOND MIDDLESEX DISTRICT</u>												
Patricia D Jehlen 67 Dane St, Somerville		186	96	282		168	160	328	227	193	188	608
Write-Ins		6	3	9		4	11	15	8	7	7	22
Blanks		69	37	106		24	38	62	65	41	58	164
<u>DISTRICT</u>												
<u>REPRESENTATIVE IN GENERAL COURT-26th MIDDLESEX</u>												
Timothy J Toomey, Jr 88 6th St, Cambridge	182	199	110	491	196	155		351				
Write-Ins	3	2	1	6	1	1		2				
Blanks	61	60	25	146	43	40		83				
<u>DISTRICT</u>												
<u>REPRESENTATIVE IN GENERAL COURT-27th MIDDLESEX</u>												
Denise Provost 20 Albion St, Somerville							163	163	230	191	193	614
Write-Ins							9	9	9	8	5	22
Blanks							37	37	61	42	55	158
<u>DISTRICT</u>												
<u>REPRESENTATIVE IN GENERAL COURT-34th MIDDLESEX</u>												
Carl M Sciortino, Jr 17 Orchard St, Medford												
Write-Ins												
Blanks												
<u>DISTRICT ATTORNEY - NORTHERN DISTRICT</u>												
Gerard T Leone, Jr 171 Ash St, Hopkinton	166	183	108	457	167	155	154	476	209	181	187	577
Write-Ins	4	6	1	11	2	1	7	10	2	3	3	8
Blanks	76	72	27	175	71	40	48	159	89	57	63	209
<u>SHERIFF - MIDDLESEX COUNTY</u>												
James V DiPaola 181 Kimball St, Malden	175	184	105	464	165	155	152	472	208	180	178	566
Write-Ins	3	3	2	8	1	2	9	12	4	4	5	13
Blanks	68	74	29	171	74	39	48	161	88	57	70	215

AT THE STATE PRIMARY HELD THEREIN, SEPTEMBER 14, 2010

DEMOCRATIC

Ward Four			Total	Ward Five			Total	Ward Six			Total	Ward Seven			Total	TOTAL		
1	2	3		1	2	3		1	2	3		1	2	3				
178	182	201	561	269	257	288	814	279	326	201	805	319	229	255	803			5,066
154	159	169	482	230	220	254	704	248	285	180	713	284	203	217	704			4,395
2	2	5	9	5	4	2	11	3	6	3	12	4	0	4	8			74
22	21	27	70	34	33	32	99	28	35	18	81	31	26	34	91			597
55	62	78	195	93	82	104	279	107	118	72	297	122	79	106	307			1,793
79	72	79	230	121	104	121	346	104	117	64	285	117	101	104	322			2,055
0	1	3	4	2	2	1	5	1	1	0	2	6	0	0	6			35
44	47	41	132	53	69	62	184	67	90	65	222	74	49	45	168			1,183
																		227
																		237
																		0
																		22
119	142	152	413	188	183	225	596	237	264	158	659	263	173	186	622			3,508
4	3	7	14	6	7	7	20	5	7	6	18	5	2	4	11			109
55	37	42	134	75	67	56	198	37	55	37	129	51	54	65	170			963
																		842
																		8
																		229
																		CHAIRMAN
			155	155	200	188	228	616	236	273	161	670						2,218
			5	5	5	6	6	17	3	5	2	10						63
			41	41	64	63	54	181	40	48	38	126						543
127	135		262									256	174	185	615			877
6	1		7									5	1	3	9			16
45	46		91									58	54	67	179			270
129	132	155	416	191	170	213	574	205	231	137	573	228	169	178	575			3,648
2	1	2	5	2	1	3	6	4	2	2	8	7	0	2	9			57
47	49	44	140	76	86	72	234	70	93	62	225	84	60	75	219			1,361
132	129	150	411	196	176	211	583	193	221	132	546	235	168	189	592			3,634
1	2	2	5	2	2	1	5	9	3	1	13	8	0	1	9			65
45	51	49	145	71	79	76	226	77	102	68	247	76	61	65	202			1,367

A TRUE COPY ATTEST:

Michael P. Salemi

CHAIRMAN

RECORD OF ABSENT VOTERS (224)

TABULATED FROM THE TALLY SHEETS OF THE STATE PRIMARY HELD THEREIN, SEPTEMBER 14, 2010

REGISTERED VOTERS

Ward	Pct.	Ballots Mailed			Ballots Cast			Not Returned			Defective			Returned Too Late			Voted In Person			Health Care Facility		
		D	R	L	D	R	L	D	R	L	D	R	L	D	R	L	D	R	L	D	R	L
1	1	12			11			1									2					
1	2	5			4						1						3					
1	3	4	2		3	1		1	1													
2	1	5	3		5	3											2					
2	2	11	2		8	2		1			2							1				
2	3	4			3									1			2					
3	1	22	3		15	3		4			2			1			3					
3	2	5	4		4	2					2	1					3	2		14	2	
3	3	3	1		3	1														14	3	
4	1	5	1		4	1								1								
4	2	4			4												1					
4	3	7	1		6			1	1								3					
5	1	5			4			1									6			12	2	
5	2	5			5												2					
5	3	7	1		4	1		2			1						2	1				
6	1	9			6			1			2						1					
6	2	8	1		7			1	1								2					
6	3	5			3			1						1			1	1				
7	1	9			6			2			1						2					
7	2	8	1		7			1	1													
7	3	9			5			3						1			2			4		
TOTALS:		152	20		117	14		20	4		11	1		5			37	5		44	7	

556

RECORD OF THE VOTES CAST IN THE VARIOUS PRECINCTS OF THE CITY OF SOMERVILLE

REPUBLICAN

	Ward One			Total	Ward Two			Total	Ward Three			Total
	1	2	3		1	2	3		1	2	3	
<u>Total Number of Votes Cast</u>	30	43	33	106	28	25	40	93	40	60	37	137
<u>GOVERNOR</u>												
Charles D Baker 49 Monument Ave, Swampscott	30	38	30	98	26	23	37	86	39	52	31	122
Write-Ins	0	2	1	3	0	2	1	3	0	2	2	4
Blanks	0	3	2	5	2	0	2	4	1	6	4	11
<u>LIEUTENANT GOVERNOR</u>												
Richard R Tisei 703 Main St, Wakefield	27	34	24	85	23	20	33	76	38	47	27	112
Write-Ins:												
Holyoke Keith Davis 9 Pheasant Dr						2		2			1	1
All Others	0	2	1	3	0	0	1	1	0	2	0	2
Blanks	3	7	8	18	5	3	6	14	2	11	9	22
<u>ATTORNEY GENERAL</u>												
Write-Ins:												
Guy Carbone 65 Woodfall Rd, Belmont							1	1	1	2	2	5
James P McKenna 28 Miles St, Millbury	2		4	6	1	3	6	10	4	5	5	14
All Others	5	15	5	25		7	3	10	6	2	1	9
Blanks	23	28	24	75	27	15	30	72	29	51	29	109
<u>SECRETARY OF STATE</u>												
William C Campbell 45 Arlington Rd, Woburn	26	31	23	80	20	22	31	73	36	43	24	103
Write-Ins	0	2	0	2	0	0	1	1	0	0	1	1
Blanks	4	10	10	24	8	3	8	19	4	17	12	33
<u>TREASURER</u>												
Karyn E Polito 11 Coachman Ridge Rd, Shrewsbury	24	28	21	73	22	21	33	76	36	43	27	106
Write-Ins	0	3	0	3	0	0	1	1	1	0	0	1
Blanks	6	12	12	30	6	4	6	16	3	17	10	30
<u>AUDITOR</u>												
Mary Z Connaughton 1 Tomkins Ln, Framingham	22	33	20	75	20	19	29	68	32	44	28	104
Kamal Jain 20 Butterfield St, Lowell	3	3	7	13	2	5	2	9	5	3	2	10
Write-Ins	0	1	0	1	0	0	1	1	0	1	0	1
Blanks	5	6	6	17	6	1	8	15	3	13	6	22
<u>REPRESENTATIVE IN CONGRESS - EIGHTH DISTRICT</u>												
Write-Ins:												
Boston Frederick T Golder 9 Harcourt St.	3		9	12	1		6	7	8	2	6	16
All Others	4	15	4	23	1	9	8	18	4	8	2	14
Blanks	23	28	20	71	26	16	26	68	28	50	29	107

AT THE STATE PRIMARY HELD THEREIN, SEPTEMBER 14, 2010

REPUBLICAN

Ward Four			Total	Ward Five			Total	Ward Six			Total	Ward Seven			Total	TOTAL:		
1	2	3		1	2	3		1	2	3		1	2	3				
31	27	47	105	48	28	24	100	37	49	29	115	44	42	44	130			786
24	25	45	94	47	26	24	97	35	48	28	111	43	41	41	125			733
2	0	1	3	0	1	0	1	2	1	0	3	0	0	1	1			18
5	2	1	8	1	1	0	2	0	0	1	1	1	1	2	4			35
26	23	39	88	37	25	22	84	28	45	22	95	39	36	38	113			653
					1		1	3			3			1	1			8
0	0	0	0	0	0	1	1	0	1	0	1	0	0	0	0			8
5	4	8	17	11	2	1	14	6	3	7	16	5	6	5	16			117
		2	2	2			2	1	3		4	1		1	2			16
3		7	10	8	3	1	12	7	5	6	18	10		5	15			85
3	3	3	9	0	4	2	6	2	1	0	3	0	13	6	19			81
25	24	35	84	38	21	21	80	27	40	23	90	33	29	32	94			604
23	22	35	80	35	24	22	81	31	44	22	97	36	37	36	109			623
1	0	1	2	0	1	1	2	0	0	0	0	0	0	0	0			8
7	5	11	23	13	3	1	17	6	5	7	18	8	5	8	21			155
26	22	32	80	38	23	20	81	30	41	21	92	36	38	38	112			620
0	0	0	0	2	2	0	4	0	0	0	0	0	0	0	0			9
5	5	15	25	8	3	4	15	7	8	8	23	8	4	6	18			157
26	17	31	74	34	20	21	75	28	38	19	85	34	28	35	97			578
3	5	3	11	3	4	2	9	5	6	4	15	5	6	5	16			83
0	0	0	0	0	1	0	1	0	0	0	0	1	0	0	1			5
2	5	13	20	11	3	1	15	4	5	6	15	4	8	4	16			120
4		3	7	5	4	6	15	3	2	5	10	12			12			79
1	3	7	11	2	4	2	8	4	7	0	11	3	13	13	29			114
26	24	37	87	41	20	16	77	30	40	24	94	29	29	31	89			593

5504

RECORD OF THE VOTES CAST IN THE VARIOUS PRECINCTS OF THE CITY OF SOMERVILLE

REPUBLICAN

	Ward One			Total	Ward Two			Total	Ward Three			Total
	1	2	3		1	2	3		1	2	3	
<u>Total Number of Votes Cast</u>	30	43	33	106	28	25	40	93	40	60	37	137
<u>COUNCILLOR-SIXTH DISTRICT</u>												
Paul A Caruccio 1 Seal Harbor Rd, Winthrop	26	28	19	73	15	21	33	69	36	39	23	98
Write-Ins	0	2	1	3	0	0	1	1	0	1	0	1
Blanks	4	13	13	30	13	4	6	23	4	20	14	38
<u>ESSEX DISTRICT</u>												
<u>SENATOR IN GENERAL COURT - MIDDLESEX, SUFFOLK &</u>												
Barbara T Bush 30 Monument Square, Boston	27			27	21			21				
Write-Ins	0			0	1			1				
Blanks	3			3	6			6				
<u>DISTRICT</u>												
<u>SENATOR IN GENERAL COURT - SECOND MIDDLESEX</u>												
David M Carnevale 20 Massachusetts Ave, Medford		30	19	49		20	30	50	34	42	22	98
Write-Ins		2	1	3		0	1	1	0	1	1	2
Blanks		11	13	24		5	9	14	6	17	14	37
<u>DISTRICT</u>												
<u>REPRESENTATIVE IN GENERAL COURT-26th MIDDLESEX</u>												
Write-Ins	4	6	4	14	0	3		3				
Blanks	26	37	29	92	28	22		50				
<u>DISTRICT</u>												
<u>REPRESENTATIVE IN GENERAL COURT-27th MIDDLESEX</u>												
Write-Ins							5	5	3	3	3	9
Blanks							35	35	37	57	34	128
<u>DISTRICT</u>												
<u>REPRESENTATIVE IN GENERAL COURT-34th MIDDLESEX</u>												
Write-Ins												
Blanks												
<u>DISTRICT ATTORNEY - NORTHERN DISTRICT</u>												
Write-Ins	5	6	6	17	0	3	5	8	3	4	4	11
Blanks	25	37	27	89	28	22	35	85	37	56	33	126
<u>SHERIFF - MIDDLESEX COUNTY</u>												
Write-Ins	4	5	7	16	1	2	8	11	3	3	4	10
Blanks	26	38	26	90	27	23	32	82	37	57	33	127

AT THE STATE PRIMARY HELD THEREIN, SEPTEMBER 14, 2010

REPUBLICAN

353R

Ward Four			Total	Ward Five			Total	Ward Six			Total	Ward Seven			Total	TOTAL		
1	2	3		1	2	3		1	2	3		1	2	3				
31	27	47	105	48	28	24	100	37	49	29	115	44	42	44	130			786
23	23	29	75	33	20	18	71	26	41	21	88	34	32	36	102			576
0	0	0	0	0	1	2	3	1	0	0	1	0	0	0	0			9
8	4	18	30	15	7	4	26	10	8	8	26	10	10	8	28			201
																		48
																		1
																		9
20	20	32	72	35	22	20	77	28	41	20	89	37	31	35	103			538
0	0	0	0	0	1	1	2	1	1	0	2	0	0	0	0			10
11	7	15	33	13	5	3	21	8	7	9	24	7	11	9	27			180
																		17
																		142
																		33
																		406
																		12
1	1		2									1	6	5	12			14
30	26		56									43	36	39	118			174
																		8
3	1	3	7	0	5	2	7	3	1	0	4	2	3	3	8			62
28	26	44	98	48	23	22	93	34	48	29	111	42	39	41	122			724
																		7
4	0	4	8	2	4	2	8	1	1	0	2	1	3	3	7			62
27	27	43	97	46	24	22	92	36	48	29	113	43	39	41	123			724

A TRUE COPY ATTEST:
Marilyn P. Salerno
 CHAIRMAN

1572

RECORD OF THE VOTES CAST IN THE VARIOUS PRECINCTS OF THE CITY OF SOMERVILLE

LIBERTARIAN

	Ward One			Total	Ward Two			Total	Ward Three			Total
	1	2	3		1	2	3		1	2	3	
<u>Total Number of Votes Cast</u>	1	7	0	8	1	0	1	2	0	1	1	2
<u>GOVERNOR</u>												
Write-Ins	1	6	0	7	0	0	0	0	0	1	1	2
Blanks	0	1	0	1	1	0	1	2	0	0	0	0
<u>LIEUTENANT GOVERNOR</u>												
Write-Ins	1	2	0	3	0	0	0	0	0	1	1	2
Blanks	0	5	0	5	1	0	1	2	0	0	0	0
<u>ATTORNEY GENERAL</u>												
Write-Ins	1	2	0	3	0	0	0	0	0	1	1	2
Blanks	0	5	0	5	1	0	1	2	0	0	0	0
<u>SECRETARY OF STATE</u>												
Write-Ins	1	3	0	4	0	0	0	0	0	1	1	2
Blanks	0	4	0	4	1	0	1	2	0	0	0	0
<u>TREASURER</u>												
Write-Ins	1	1	0	2	0	0	0	0	0	0	1	1
Blanks	0	6	0	6	1	0	1	2	0	1	0	1
<u>AUDITOR</u>												
Write-Ins	1	1	0	2	0	0	0	0	0	0	1	1
Blanks	0	6	0	6	1	0	1	2	0	1	0	1
<u>REPRESENTATIVE IN CONGRESS - EIGHTH DISTRICT</u>												
Write-Ins	1	2	0	3	1	0	0	1	0	1	1	2
Blanks	0	5	0	5	0	0	1	1	0	0	0	0
<u>COUNCILLOR - SIXTH DISTRICT</u>												
Write-Ins	1	2	0	3	0	0	1	1	0	1	1	2
Blanks	0	5	0	5	1	0	0	1	0	0	0	0
<u>SENATOR IN GENERAL COURT-MIDDLESEX, SUFFOLK & ESSEX DISTRICT</u>												
Write-Ins	1			1	0			0				
Blanks	0			0	1			1				
<u>SENATOR IN GENERAL COURT-SECOND MIDDLESEX DISTRICT</u>												
Write-Ins		2	0	2		0	0	0	0	1	1	2
Blanks		5	0	5		0	1	1	0	0	0	0
<u>REPRESENTATIVE IN GENERAL COURT 26TH MIDDLESEX DISTRICT</u>												
Write-Ins	1	2	0	3	0	0		0				
Blanks	0	5	0	5	1	0		1				

RECORD OF THE VOTES CAST IN THE VARIOUS PRECINCTS OF THE CITY OF SOMERVILLE

LIBERTARIAN

	Ward One			Total	Ward Two			Total	Ward Three			Total
	1	2	3		1	2	3		1	2	3	
<u>Total Number of Votes Cast</u>	1	7	0	8	1	0	1	2	0	1	1	2
<u>REPRESENTATIVE IN GENERAL COURT - 27th MIDDLESEX</u> DISTRICT												
Write-Ins							0	0	0	1	1	2
Blanks							1	1	0	0	0	0
<u>REPRESENTATIVE IN GENERAL COURT - 34th MIDDLESEX</u> DISTRICT												
Write-Ins												
Blanks												
<u>DISTRICT ATTORNEY - NORTHERN DISTRICT</u>												
Write-Ins	1	2	0	3	0	0	0	0	0	1	0	1
Blanks	0	5	0	5	1	0	1	2	0	0	1	1
<u>SHERIFF - MIDDLESEX COUNTY</u>												
Write-Ins	1	1	0	2	0	0	0	0	0	1	0	1
Blanks	0	6	0	6	1	0	1	2	0	0	1	1

AT THE STATE PRIMARY HELD THEREIN, SEPTEMBER 14, 2010

LIBERTARIAN

Ward Four			Total	Ward Five			Total	Ward Six			Total	Ward Seven			Total	TOTAL:
1	2	3		1	2	3		1	2	3		1	2	3		
0	1	1	2	0	1	0	1	0	2	0	2	3	0	0	3	20
		1	1	0	1	0	1	0	1	0	1					5
		0	0	0	0	0	0	0	1	0	1					2
0	0		0									0	0	0	0	0
0	1		1									3	0	0	3	4
0	1	1	2	0	1	0	1	0	1	0	1	0	0	0	0	8
0	0	0	0	0	0	0	0	0	1	0	1	3	0	0	3	12
0	0	1	1	0	1	0	1	0	1	0	1	0	0	0	0	6
0	1	0	1	0	0	0	0	0	1	0	1	3	0	0	3	14

A TRUE COPY ATTEST:

Melba P. Salem
CHAIRMAN

AT THE PRELIMINARY ELECTION HELD THEREIN, SEPTEMBER 13, 2011

Ward Four			Total	Ward Five			Total	Ward Six			Total	Ward Seven			Total	Total
1	2	3		1	2	3		1	2	3		1	2	3		
												410	393	463	1266	1266
												127	222	192	541	541
												53	36	98	187	187
												227	135	170	532	532
												3	0	1	4	4
												0	0	2	2	2

A TRUE COPY ATTEST:

Michelle P. Salens


CHAIRMAN

RECORD OF ABSENT VOTERS (33)

TABULATED FROM THE TALLY SHEETS OF THE PRELIMINARY ELECTION HELD THEREIN, SEPTEMBER 13, 2011

REGISTERED VOTERS

Ward	Precinct	Ballots Mailed	Ballots Cast	Not Returned	Defective	Returned Too Late	Voted In Person	Health Care Facility
7	1	5	5				5	
7	2	4	3	1			5	
7	3	10	8	1		1	7	
TOTALS:		19	16	2		1	17	



RECORD OF THE VOTES CAST IN THE VARIOUS PRECINCTS OF THE CITY OF SOMERVILLE

DEMOCRATIC

	Ward One			Total	Ward Two			Total	Ward Three			Total
	1	2	3		1	2	3		1	2	3	
Total Number of Votes Cast	66	91	66	223	49	86	79	214	89	119	112	320
<u>WARD COMMITTEE WARD ONE CONTINUED</u>												
Dolores LaPiana 89 Pennsylvania Ave	28	52	30	110								
Lori A Scieurca 70 Perkins St	26	43	29	98								
Write-Ins:												
Robert G Bailey 74 Mount Vernon St	3	2	3	8								
Tracey Leah Pratt 19A Bonair St	3	2	5	10								
All Others	5	5	11	21								
Blanks	1514	1879	1408	4801								
<u>WARD COMMITTEE WARD TWO</u>												
Katherine R Chang 1 Fitchburg St					22	36	38	96				
Maryann M Heuston 115 Beacon St					34	61	54	149				
Patricia D Jehlen 67 Dane St					32	59	57	148				
M Teresa Cardoso 9 Adrian St					31	58	44	133				
Natalie I Vieira 14 Bolton St					28	44	38	110				
Mary Ellen Gil 37 Adrian St					26	40	36	102				
Ronald B Moir, Jr 9 Hanson St					17	35	37	89				
Jennifer Lee Quinlan 7 Adrian St					21	39	36	96				
Susan Callahan Post 13 Hammond St					21	40	37	98				
Lawrence Paoletta 353 Washington St					19	36	40	95				
Edward Marakovitz 6 Oak St					19	34	36	89				
Dorinda Jaquith 6 Oak St					22	36	35	93				
Lawrence J Murphy 27 Parkdale St					22	42	40	104				
Stephanie A Hirsch 17 Fremont Ave					20	42	38	100				
David B Turin 12 B Lincoln Pky					17	34	36	87				
David C Spinney 14 Marion St					18	36	36	90				
Alain Jehlen 67 Dane St					23	44	53	120				
Lauren Catherine Pouchak 26 Calvin St					19	35	35	89				
Elaine E Mathews 51 Dane St					21	38	42	101				
Kenneth Joyce 12 Parker St					27	51	39	117				
Richard A Willette 115 Beacon St					22	41	35	98				
David L Dance 72 Dane St					17	36	41	94				
Write-Ins												
					0	2	1	3				
Blanks					1217	2126	1881	5224				
<u>WARD COMMITTEE WARD THREE</u>												
Thomas F Taylor 32 Vinal Ave									65	87	70	222
Adam W Sweeting 44 Montrose St									39	66	52	157
Michael R Grunke 51 Berkeley St									35	56	43	134
Judith Pineda Neufeld 36 Munroe St									31	53	39	123

AT THE PRESIDENTIAL PRIMARY HELD THEREIN, MARCH 6, 2012

DEMOCRATIC

Ward Four			Total Ward Five			Total Ward Six			Total Ward Seven			Total	Total:					
1	2	3	1	2	3	1	2	3	1	2	3							
45	59	83	187	127	90	127	344	124	137	82	343	139	82	117	338			1969

110

98

8

10

21

4,801

96

149

148

133

110

102

89

96

98

95

89

93

104

100

87

90

120

89

101

117

98

94

3

5,224

222

157

134

123

✓
✓
✓
✓
✓

AT THE PRESIDENTIAL PRIMARY HELD THEREIN, MARCH 6, 2012

DEMOCRATIC

Ward Four			Total Ward Five			Total Ward Six			Total Ward Seven			Total			TOTAL:	
1	2	3	1	2	3	1	2	3	1	2	3					
45	59	83	187	127	90	127	344	124	137	82	343	139	82	117	338	1969
								59	64	34	157					157
								51	53	25	129					129
								53	56	22	131					131
								55	61	28	144					144
								49	52	22	123					123
								48	54	17	119					119
								51	52	17	120					120
								48	59	21	128					128
								55	57	27	139					139
								63	70	32	165					165
								49	54	17	120					120
								50	52	17	119					119
								53	56	26	135					135
								51	52	26	129					129
								51	59	24	134					134
								53	63	23	139					139
								53	68	26	147					147
								52	51	30	133					133
								48	56	20	124					124
								49	52	17	118					118
								2	5	14	21					21
								4	0	2	6					6
								2451	2828	1975	7254					7254
												98	61	76	235	235
												100	57	67	224	224
												83	57	58	198	198
												73	53	54	180	180
												89	58	64	211	211
												74	52	55	181	181
												83	54	60	197	197
												80	52	58	190	190
												75	52	54	181	181
												80	54	57	191	191
												77	52	52	181	181
												81	58	71	210	210
												71	52	54	177	177

AT THE PRESIDENTIAL PRIMARY HELD THEREIN, MARCH 6, 2012

REPUBLICAN

Ward Four			Total	Ward Five			Total	Ward Six			Total	Ward Seven			Total	TOTAL:
1	2	3		1	2	3		1	2	3		1	2	3		
65	56	66	187	100	83	87	270	93	98	52	243	92	61	93	246	1500
				39	41	46	126									126
				3	4	3	10									10
				3458	2860	2996	9314									9314
								10	5	0	15					15
								3245	3425	1820	8490					8490
												6	2	5	13	13
												914	608	925	2447	2447

IN THE PRESIDENTIAL PRIMARY HELD THEREIN, MARCH 6, 2012

GREEN-RAINBOW

Ward Four			Total	Ward Five			Total	Ward Six			Total	Ward Seven			Total	TOTAL:		
1	2	3		1	2	3		1	2	3		1	2	3				
0	1	0	1	1	2	3	6	2	2	3	7	3	0	0	3			34
0	0	0	0	0	0	0	0	0	0	0	0	0	0	0	0			0
0	1	0	1	1	2	2	5	1	2	3	6	3	0	0	3			29
0	0	0	0	0	0	0	0	1	0	0	1	0	0	0	0			2
0	0	0	0	0	0	0	0	0	0	0	0	0	0	0	0			0
0	0	0	0	0	0	1	1	0	0	0	0	0	0	0	0			2
0	0	0	0	0	0	0	0	0	0	0	0	0	0	0	0			0
0	0	0	0	0	0	0	0	0	0	0	0	0	0	0	0			2
0	1	0	1	1	2	3	6	2	2	3	7	3	0	0	3			32
0	0	0	0	0	0	0	0	0	0	0	0	0	0	0	0			2
0	1	0	1	1	2	3	6	2	2	3	7	3	0	0	3			32

A TRUE COPY ATTEST:

Nicholas P. Salerno
 CHAIRMAN

0	0	0	0															0
0	10	0	10															10
				0	0	0	0											0
				10	20	30	60											60
								0	0	0	0							0
								20	20	30	70							70
												0	0	0	0			0
												30	0	0	30			30

5916

D=Democratic
R=Republican
J=Green-Rainbow

RECORD OF ABSENT VOTERS (187)

TABULATED FROM THE TALLY SHEETS OF THE PRESIDENTIAL PRIMARY HELD MARCH 6, 2012

REGISTERED VOTERS

Ward	Pct	Ballots Mailed			Ballots Cast			Not Returned			Defective			Returned Too Late			Voted In Person			Health Care Facility				
		D	R	J	D	R	J	D	R	J	D	R	J	D	R	J	D	R	J	D	R	J		
1	1	5			4			1																
1	2																1	1						
1	3	10	3		8	3		1			1													
2	1	2	2		1	2		1																
2	2	2	1		2	1																		
2	3	7	2		6	2		1																
3	1	7	4		7	4																		
3	2	8	3		6	3		2									1				13	2		
3	3	8	1		5	1		3									2				11	9		
4	1	3	2		2	2		1										1						
4	2	5	1		3	1		2										1						
4	3	6	1		5	1								1			1							
5	1	3			3												2	2			23	11		
5	2	2			2																			
5	3		2	1			1		1							1								
6	1	5	2		4			1	1			1					3	1						
6	2	2	1		1	1								1			3							
6	3	5			3			2																
7	1	2	3			3		1						1			2	3						
7	2	2			2																			
7	3	4	1		4	1																		
TOTALS:		88	29	1	68	25	1	16	2			1	1		3	1		15	9			47	22	

Record of the Votes Cast in the Various Precincts of the City of Somerville

DEMOCRATIC

	Ward One			Total	Ward Two			Total	Ward Three			Total
	1	2	3		1	2	3		1	2	3	
TOTAL NUMBER OF VOTES CAST...	231	314	200	745	233	311	318	862	392	508	383	1283
<u>SENATOR IN CONGRESS</u>												
Elizabeth A Warren 24 Linnaean St, Cambridge	183	232	153	568	200	256	259	715	325	429	322	1076
Write-Ins	6	16	13	35	7	6	7	20	5	12	12	29
Blanks	42	66	34	142	26	49	52	127	62	67	49	178
<u>REPRESENTATIVE IN CONGRESS Seventh District</u>												
Michael E Capuano 172 Central St, Somerville	198	256	181	635	205	289	273	767	341	453	341	1135
Write-Ins	1	4	3	8	0	1	3	4	6	7	6	19
Blanks	32	54	16	102	28	21	42	91	45	48	36	129
<u>COUNCILLOR Sixth District</u>												
Terrence W Kennedy 3 Stafford Rd, Lynnfield	139	173	106	418	118	137	115	370	168	246	160	574
Francis Xavier Flaherty, Jr 55 Norwich Cir Medford	57	90	62	209	72	108	103	283	113	139	128	380
Write-Ins	1	4	2	7	1	0	3	4	4	2	3	9
Blanks	34	47	30	111	42	66	97	205	107	121	92	320
<u>SENATOR IN GENERAL COURT Second Middlesex District</u>												
Patricia D Jehlen 67 Dane St, Somerville	177	222	156	555	196	260	265	721	309	417	309	1035
Write-Ins	1	10	5	16	1	3	2	6	7	7	6	20
Blanks	53	82	39	174	36	48	51	135	76	84	68	228
<u>REPRESENTATIVE IN GENERAL COURT 26TH Middlesex District</u>												
Timothy J Toomey, Jr 88 Sixth St, Cambridge	184	245	169	598	191			191				
Write-Ins	3	3	3	9	5			5				
Blanks	44	66	28	138	37			37				
<u>REPRESENTATIVE IN GENERAL COURT 27th Middlesex District</u>												
Denise Provost 20 Albion St, Somerville					252	243		495	316	402	300	1018
Harry Kortikere 82 Oxford St, Somerville					35	51		86	46	80	51	177
Write-Ins					1	1		2	3	1	1	5
Blanks					23	23		46	27	25	31	83
<u>REPRESENTATIVE IN GENERAL COURT 34th Middlesex District</u>												
Carl M Sciortino, Jr 17 Orchard St, Medford												
Write-Ins												
Blanks												
<u>CLERK OF COURTS Middlesex County</u>												
Michael A Sullivan 42 Huron Ave, Cambridge	177	237	165	579	176	249	228	653	261	388	272	921
Write-Ins	3	5	2	10	1	3	2	6	6	4	1	11
Blanks	51	72	33	156	56	59	88	203	125	116	110	351

At the State Primary held therein September 6, 2012

DEMOCRATIC

Ward Four			Total	Ward Five			Total	Ward Six			Total	Ward Seven			Total	TOTAL		
1	2	3		1	2	3		1	2	3		1	2	3				
			781				1399				1140				952			
260	240	281		496	451	452		400	475	265		332	306	314				7162
			561				1162				973				781			
179	180	202		381	382	399		356	405	212		281	259	241				5,836
			36				50				35				34			
11	8	17		25	12	13		13	16	6		8	10	16				239
			184				187				132				137			
70	52	62		90	57	40		31	54	47		43	37	57				1,087
			695				1257				1021				838			
230	216	249		444	397	416		362	415	244		290	277	271				6,348
			10				14				13				15			
5	1	4		8	3	3		9	3	1		5	3	7				83
			76				128				106				99			
25	23	28		44	51	33		29	57	20		37	26	36				731
			374				632				499				465			
142	108	124		237	204	191		152	217	130		162	162	141				3,332
			254				442				307				297			
78	76	100		156	143	143		123	119	65		94	82	121				2,172
			7				8				4				5			
2	1	4		5	2	1		2	2	0		3	2	0				44
			146				317				330				185			
38	55	53		98	102	117		123	137	70		73	60	52				1,614
			577				1146				940				776			
172	188	217		392	364	390		342	385	213		271	261	244				5,750
			19				22				17				16			
8	4	7		15	3	4		9	6	2		5	3	8				116
			185				231				183				160			
80	48	57		89	84	58		49	84	50		56	42	62				1,296
																		789
																		14
																		175
							1164				965							
				414	372	378		348	397	220								3,642
				62	52	52		33	50	29								541
							4				3							14
				3	0	1		1	1	1								
							65				60							254
				17	27	21		18	27	15								
			556												729			
161	186	209										257	242	230				1,285
			23												19			
9	4	10										7	3	9				42
			202												204			
90	50	62										68	61	75				406
			580				1042				811				694			
183	184	213		373	333	336		292	329	190		234	227	233				5,280
			9				10				5				8			
4	1	4		5	2	3		4	1	0		4	2	2				59
			192				347				324				250			
73	55	64		118	116	113		104	145	75		94	77	79				1,823

Record of the Votes Cast in the Various Precincts of the City of Somerville

DEMOCRATIC

	Ward One			Total	Ward Two			Total	Ward Three			Total
	1	2	3		1	2	3		1	2	3	
<u>Total Number of Votes Cast</u>	231	314	200	745	233	311	318	862	392	508	383	1283
<u>REGISTER OF DEEDS Middlesex Southern District</u>												
Robert B Antonelli 355 Broadway, Somerville	15	28	17	60	7	14	14	35	12	25	31	68
Frank J Ciano 65 Woodside Lane, Arlington	8	6	13	27	9	4	7	20	8	12	14	34
Thomas B Concannon, Jr 8 Bacon Rd, Newton	8	6	3	17	4	1	8	13	8	11	14	33
Maria C Curtatone 37 Munroe St, Somerville	103	143	84	330	67	96	69	232	155	185	121	461
Tiziano Doto 140 Harrison Ave, Wakefield	10	30	5	45	11	5	13	29	17	12	13	42
Maryann M Heuston 115 Beacon St, Somerville	77	93	67	237	126	180	182	488	175	229	149	553
Write-Ins	2	0	1	3	2	0	1	3	1	3	2	6
Blanks	8	8	10	26	7	11	24	42	16	31	39	86
<u>SHERIFF Middlesex County (To fill a Vacancy)</u>												
Peter J Koutoujian 33 Harris St, Waltham	169	228	158	555	159	228	218	605	249	377	272	898
Write-Ins	4	4	3	11	5	6	6	17	5	5	3	13
Blanks	58	82	39	179	69	77	94	240	138	126	108	372

At the State Primary Held Therein, September 6, 2012

DEMOCRATIC

Ward Four			Total	Ward Five			Total	Ward Six			Total	Ward Seven			Total											TOTAL
1	2	3		1	2	3		1	2	3		1	2	3												
260	240	281	781	496	451	452	1399	400	475	265	1140	332	306	314	952											7,162
21	16	18	55	29	21	27	77	14	13	12	39	16	24	17	57											391
9	2	4	15	14	7	11	32	7	13	12	32	7	9	12	28											188
13	12	5	30	12	10	20	42	15	7	7	29	10	5	8	23											187
80	90	90	260	151	134	110	395	83	117	71	271	88	86	94	268											2,217
12	3	11	26	19	20	23	62	9	15	9	33	17	12	21	50											287
116	105	143	364	244	229	231	704	237	261	137	635	179	154	149	482											3,463
0	0	2	2	1	0	2	3	0	1	0	1	0	0	0	0											18
9	12	8	29	26	30	28	84	35	48	17	100	15	16	13	44											411
179	172	208	559	357	325	337	1019	270	325	184	779	239	227	228	694											5,109
3	3	4	10	6	2	6	14	6	2	0	8	6	3	4	13											86
78	65	69	212	133	124	109	366	124	148	81	353	87	76	82	245											1,967

5746

Record of the Votes Cast in the Various Precincts of the City of Somerville

REPUBLICAN

	Ward One			Total	Ward Two			Total	Ward Three			Total
	1	2	3		1	2	3		1	2	3	
Total Number of Votes Cast	17	30	17	64	17	20	25	62	28	38	30	96
<u>SENATOR IN CONGRESS</u>												
Scott P Brown 70 Hayden Woods, Wrentham	16	30	17	63	16	16	25	57	24	35	30	89
Write-Ins	1	0	0	1	1	3	0	4	1	2	0	3
Blanks	0	0	0	0	0	1	0	1	3	1	0	4
<u>REPRESENTATIVE IN CONGRESS Seventh District</u>												
Write-Ins	3	3	3	9	2	5	3	10	2	4	3	9
Blanks	14	27	14	55	15	15	22	52	26	34	27	87
<u>COUNCILLOR Sixth District</u>												
Write-Ins	3	1	3	7	3	5	3	11	3	4	3	10
Blanks	14	29	14	57	14	15	22	51	25	34	27	86
<u>SENATOR IN GENERAL COURT Second Middlesex District</u>												
Write-Ins	4	1	3	8	3	5	3	11	3	3	3	9
Blanks	13	29	14	56	14	15	22	51	25	35	27	87
<u>REPRESENTATIVE IN GENERAL COURT 26th Middlesex District</u>												
Thomas Michael Vasconcelos 63 Oak St, Somerville	14	16	9	39	10			10				
Write-Ins	0	0	2	2	2			2				
Blanks	3	14	6	23	5			5				
<u>REPRESENTATIVE IN GENERAL COURT 27th Middlesex District</u>												
Write-Ins					4	3		7	1	3	3	7
Blanks					16	22		38	27	35	27	89
<u>REPRESENTATIVE IN GENERAL COURT 34th Middlesex District</u>												
David M Rajczewski 149 George St, Medford												
Write-Ins												
Blanks												
<u>CLERK OF COURTS Middlesex County</u>												
Write-Ins	3	2	4	9	4	5	3	12	3	3	3	9
Blanks	14	28	13	55	13	15	22	50	25	35	27	87
<u>REGISTER OF DEEDS Middlesex Southern District</u>												
Write-Ins	2	6	6	14	7	6	9	22	8	9	5	22
Blanks	15	24	11	50	10	14	16	40	20	29	25	74
<u>SHERIFF Middlesex County (To fill a Vacancy)</u>												
Write-Ins	3	3	3	9	4	5	3	12	4	3	2	9
Blanks	14	27	14	55	13	15	22	50	24	35	28	87

Record of the Votes Cast in the Various Precincts of the City of Somerville

GREEN-RAINBOW

	Ward One			Total	Ward Two			Total	Ward Three			Total
	1	2	3		1	2	3		1	2	3	
Total Number of Votes Cast	0	0	1	1	0	1	0	1	2	2	2	6
<u>SENATOR IN CONGRESS</u>												
Write-Ins	0	0	0	0	0	1	0	1	0	1	2	3
Blanks	0	0	1	1	0	0	0	0	2	1	0	3
<u>REPRESENTATIVE IN CONGRESS Seventh District</u>												
Write-Ins	0	0	0	0	0	1	0	1	0	1	1	2
Blanks	0	0	1	1	0	0	0	0	2	1	1	4
<u>COUNCILLOR 6th District</u>												
Write-Ins	0	0	0	0	0	1	0	1	0	0	0	0
Blanks	0	0	1	1	0	0	0	0	2	2	2	6
<u>SENATOR IN GENERAL COURT Second Middlesex District</u>												
Write-Ins	0	0	0	0	0	1	0	1	0	0	0	0
Blanks	0	0	1	1	0	0	0	0	2	2	2	6
<u>REPRESENTATIVE IN GENERAL COURT 26th Middlesex District</u>												
Write-Ins	0	0	1	1	0			0				0
Blanks	0	0	0	0	0			0				0
<u>REPRESENTATIVE IN GENERAL COURT 27th Middlesex District</u>												
Write-Ins						1	0	1	0	1	0	1
Blanks						0	0	0	2	1	2	5
<u>REPRESENTATIVE IN GENERAL COURT 34th Middlesex District</u>												
Write-Ins												
Blanks												
<u>CLERK OF COURTS Middlesex County</u>												
Write-Ins	0	0	0	0	0	1	0	1	0	0	0	0
Blanks	0	0	1	1	0	0	0	0	2	2	2	6
<u>REGISTER OF DEEDS Middlesex Southern District</u>												
Write-Ins	0	0	0	0	0	1	0	1	2	0	1	3
Blanks	0	0	1	1	0	0	0	0	0	2	1	3
<u>SHERIFF Middlesex County (To fill a Vacancy)</u>												
Write-Ins	0	0	0	0	0	1	0	1	0	0	0	0
Blanks	0	0	1	1	0	0	0	0	2	2	2	6

At the State Primary held Therein, September 6, 2012

GREEN RAINBOW

Ward Four				Total	Ward Five			Total	Ward Six			Total	Ward Seven			Total	TOTAL
1	2	3			1	2	3		1	2	3		1	2	3		
0	3	0	3	0	4	3	7	1	1	1	3	0	2	0	2		23
0	3	0	3	0	3	3	6	0	1	1	2	0	1	0	1		16
0	0	0	0	0	1	0	1	1	0	0	1	0	1	0	1		7
0	1	0	1	0	3	2	5	0	0	1	1	0	0	0	0		10
0	2	0	2	0	1	1	2	1	1	0	2	0	2	0	2		13
0	1	0	1	0	2	2	4	0	0	0	0	0	0	0	0		6
0	2	0	2	0	2	1	3	1	1	1	3	3	0	2	2		17
0	1	0	1	0	2	2	4	0	0	0	0	0	0	0	0		6
0	2	0	2	0	2	1	3	1	1	1	3	0	2	0	2		17
																	1
																	0
				0	1	2	3	0	0	0	0						5
				0	3	1	4	1	1	1	3						12
0	1	0	1									0	0	0	0		1
0	2	0	2									0	2	0	2		4
0	1	0	1	0	2	2	4	0	0	0	0	0	0	0	0		6
0	2	0	2	0	2	1	3	1	1	1	3	0	2	0	2		17
0	2	0	2	0	3	2	5	0	1	0	1	0	0	0	0		12
0	1	0	1	0	1	1	2	1	0	1	2	0	2	0	2		11
0	1	0	1	0	2	2	4	0	0	0	0	0	0	0	0		6
0	2	0	2	0	2	1	3	1	1	1	3	0	2	0	2		17

A TRUE COPY ATTEST:

Michael P. Salerno
Chairman

RECORD OF ABSENT VOTERS (297)

Tabulated from the Tally Sheets of the State Primary held September 6, 2012

Ward	Pct	REGISTERED VOTERS																							
		Ballots Mailed			Ballots Cast			Not Returned			Defective			Returned Too Late			Voted In Person			Health Care Facility					
		D	R	J	D	R	J	D	R	J	D	R	J	D	R	J	D	R	J	D	R	J			
1	1	7	4		6	3		1	1										1						
1	2	1			1														3						
1	3	9	2		7	1		2	1										3						
2	1	6	2		4	2		2											1						
2	2	6	3		5	3		1											5						
2	3	10	1		9			1	1										2						
3	1	17	3		12	3		4			1								11						
3	2	12	2		10	2		1			1								8		7	2			
3	3	9	2		3	1		5	1					1					4		21	5			
4	1	7	4		4	3		1	1			1				1			2	2					
4	2	4			2			2											1						
4	3	5			5														3	1					
5	1	14			11			3											4		19	6			
5	2	6	2		5	2		1											6						
5	3	5	3	1	4	3		1		1									9	2					
6	1	14			7			6						1					8						
6	2	16	1		7	1		5			1			3					4						
6	3	5	2		2	1		3			1								4						
7	1	7	2		6	1		1	1										1						
7	2	8	3		7	1		1	2										1						
7	3	6			4			1						1					3						
TOTALS:		174	36	1	121	27		42	8	1	3	2		6	1				84	5		47	13		

D=Democrat
 R=Republican
 J=Green-Rainbow

5764

Record of Absent Voters (19)

Tabulated from the Tally Sheets of the State Primary held September 6, 2012

		NON-REGISTERED VOTERS														
Ward	Pct	Ballots Mailed			Ballots Cast			Not Returned			Returned Too Late			Defective		
		D	R	J	D	R	J	D	R	J	D	R	J	D	R	J
1	1	1							1							
1	2			1							1					
1	3	1			1											
2	1	4							4							
2	2	7			2				5							
2	3	1							1							
3	1	2							2							
3	2	4			2				2							
3	3	3							3							
4	1															
4	2	2	2						2	2						
4	3															
5	1	2			1				1							
5	2	6			2				4							
5	3	1		1					1		1					
6	1	6	1		2	1			4							
6	2	5			3				2							
6	3	4			2				2							
7	1	3			1				2							
7	2	1			1											
7	3	1			1											
TOTALS:		54	3	2	18	1			36	2	2					

RECORD OF THE VOTES CAST IN THE VARIOUS PRECINCTS OF THE CITY OF SOMERVILLE

	Ward One			Total Ward Two			Total Ward Three			Total		
	1	2	3	1	2	3	1	2	3			
<u>TOTAL NUMBER OF VOTES CAST - DEMOCRATIC</u>	268	343	261	872	338	428	407	1173	463	449	473	1385
<u>Senator in Congress</u>												
Stephen F Lynch 55 G Street, Boston	95	167	100	362	52	82	76	210	103	114	94	311
Edward J Markey 7 Townsend Street, Malden	172	175	161	508	285	343	326	954	359	334	376	1069
Write-Ins	1	1	0	2	1	3	5	9	1	1	2	4
Blanks	0	0	0	0	0	0	0	0	0	0	1	1
<u>TOTAL NUMBER OF VOTES CAST - REPUBLICAN</u>	21	40	27	88	24	26	26	76	19	31	40	90
<u>Senator in Congress</u>												
Gabriel E Gomez 59 Highland Avenue, Cohasset	12	21	9	42	8	11	12	31	6	8	18	32
Michael J Sullivan 79 Walker Lane, Abington	6	11	13	30	10	7	11	28	7	13	21	41
Daniel B Winslow 17 Frederickson Road, Norfolk	3	7	5	15	6	8	3	17	6	8	1	15
Write-Ins	0	1	0	1	0	0	0	0	0	1	0	1
Blanks	0	0	0	0	0	0	0	0	0	1	0	1

AT THE SPECIAL STATE PRIMARY HELD THEREIN, APRIL 30, 2013

Ward Four			Total	Ward Five			Total	Ward Six			Total	Ward Seven			Total	TOTAL:		
1	2	3		1	2	3		1	2	3		1	2	3				
276	294	342	912	518	485	528	1531	505	609	395	1509	520	388	459	1367			8749
135	90	100	325	154	119	99	372	68	86	52	206	88	108	140	336			2,122
141	204	241	586	362	363	428	1153	435	522	343	1300	431	278	316	1025			6,595
0	0	1	1	2	3	1	6	2	1	0	3	1	2	2	5			30
0	0	0	0	0	0	0	0	0	0	0	0	0	0	1	1			2
31	25	43	99	37	38	38	113	33	44	33	110	33	38	51	122			698
17	13	24	54	18	28	19	65	20	20	9	49	18	18	21	57			330
13	7	11	31	13	4	12	29	10	16	17	43	8	15	22	45			247
1	5	7	13	5	6	7	18	3	8	7	18	7	5	8	20			116
0	0	1	1	1	0	0	1	0	0	0	0	0	0	0	0			4
0	0	0	0	0	0	0	0	0	0	0	0	0	0	0	0			1

A TRUE COPY ATTEST:

Michael P. Salemi
 Chairman

D=Democratic
R=Republican

RECORD OF ABSENT VOTERS (241)

TABULATED FROM THE TALLY SHEETS OF THE SPECIAL STATE PRIMARY HELD THEREIN, APRIL 30, 2013


REGISTERED VOTERS

Ward	Precinct	Ballots Mailed		Ballots Cast		Not Returned		Defective		Returned Too Late		Voted In Person		Health Care Facility	
		D	R	D	R	D	R	D	R	D	R	D	R	D	R
1	1	4		4								2			
1	2	3		2						1		3			
1	3	4		4								1			
2	1	2	1	2	1							4			
2	2	6	2	6	1		1					5			
2	3	7		3		2				2		3			
3	1	13		11		2						7			
3	2	8		8								1	7	1	
3	3	4		4								3	7	2	
4	1	5	2	5			1				1	1			
4	2	1		1								4			
4	3	6		5						1		2			
5	1	7		5		2						11	30	2	
5	2	5		5											
5	3	9		9								6			
6	1	13	1	12	1	1						4			
6	2	7	1	7	1							4			
6	3	4		3		1						4			
7	1	5		4		1						9			
7	2	10		10								1			
7	3	2		2								1			
TOTALS:		125	7	112	4	9	2			4	1	76	44	5	

RECORD OF ABSENT VOTERS (6)


TABULATED FROM THE TALLY SHEETS OF THE SPECIAL ELECTION HELD THEREIN, APRIL 30, 2013

		NON-REGISTERED VOTERS											
Wd	Pct	Ballots Mailed		Ballots Cast		Not Returned		Defective		Returned Too Late			
		D	R	D	R	D	R	D	R	D	R		
1	1												
1	2												
1	3												
2	1	1		1									
2	2	1		1									
2	3	1		1									
3	1												
3	2	1		1									
3	3												
4	1												
4	2	1		1									
4	3												
5	1												
5	2												
5	3												
6	1	2				2							
6	2	1		1									
6	3												
7	1												
7	2												
7	3												
TOTALS:		8		6		2							









ELECTION